

Gain / Loss report

Sai Kumar Reddy Tumma | 8200a8ee-7225-5ed6-ac75-3a5408f55baf | saikumarreddyt96@gmail.com

About report

This report includes all taxable activity with realized gains or losses. For US customers, Sells and Converts are taxable events that realize gains. This report does not include taxable events like Staking or Coinbase Earn that result in income. For final tax obligations, please consult your tax advisor.

Summary

Cost Basis Method: **HIFO**

Data source	Long-term	Short-term	Total gains/losses
Coinbase	None	\$68.16	\$68.16
Total	None	\$68.16	\$68.16

Report legend

Short-term

The tax you pay on capital gains or losses depends on how long you hold the asset. If you hold an asset for 1 year or less, you pay the short term capital gains tax rate.

Long-term



The tax you pay on capital gains or losses depends on how long you hold the asset. If you hold an asset for 1 year and 1 day, or longer, you pay the long term capital gains tax rate.


Proceeds

The amount of money you received when you sold your cryptocurrency. If you received USD in exchange for your cryptocurrency then the cash you received is your proceeds. If you exchanged one cryptocurrency for another it will be the dollar value of the crypto you received.

Data source: Coinbase


These are taxable transactions incurring realized gains or losses where Coinbase all relevant data points.

Date Sold	Event	Amount	Proceeds	Cost Basis	Long Term	Short Term	Total Gains/Losses
06/26/2021	 Converted from COMP	0.04089183	\$8.99	\$9.00	None	-\$0.01	-\$0.01
Date Acquired (Tax Lots)							
	06/26/2021	0.01360483 COMP	\$2.99	\$3.00	None	-\$0.01	
	06/26/2021	0.01364629 COMP	\$3.00	\$3.00	None	-\$0.00	
	06/26/2021	0.01364071 COMP	\$3.00	\$3.00	None	\$0.00	
Date Sold	Event	Amount	Proceeds	Cost Basis	Long Term	Short Term	Total Gains/Losses
06/26/2021	 Converted from GRT	5.71066546	\$3.07	\$3.00	None	\$0.07	\$0.07
Date Acquired (Tax Lots)							
	06/26/2021	1.9022256 GRT	\$1.02	\$1.00	None	\$0.02	
	06/26/2021	1.90621426 GRT	\$1.02	\$1.00	None	\$0.03	
	06/26/2021	1.9022256 GRT	\$1.02	\$1.00	None	\$0.02	

Date Sold	Event	Amount	Proceeds	Cost Basis	Long Term	Short Term	Total Gains/Losses
06/26/2021	 Converted from BOND	0.10810812	\$3.02	\$3.01	None	\$0.01	\$0.01


Date Acquired (Tax Lots)

06/26/2021	0.03603604 BOND	\$1.01	\$1.00	None	\$0.00
06/26/2021	0.03603604 BOND	\$1.01	\$1.00	None	\$0.00
06/26/2021	0.03603604 BOND	\$1.01	\$1.00	None	\$0.00

Date Sold	Event	Amount	Proceeds	Cost Basis	Long Term	Short Term	Total Gains/Losses
07/23/2021	 Converted from BAL	0.16504135	\$2.99	\$3.00	None	-\$0.02	-\$0.02


Date Acquired (Tax Lots)

07/23/2021	0.05500595 BAL	\$1.00	\$1.00	None	-\$0.00
07/23/2021	0.0550256 BAL	\$1.00	\$1.00	None	-\$0.01
07/23/2021	0.0550098 BAL	\$1.00	\$1.00	None	-\$0.01

Date Sold	Event	Amount	Proceeds	Cost Basis	Long Term	Short Term	Total Gains/Losses
07/23/2021	 Converted from CLV	2.63157894	\$3.01	\$3.01	None	-\$0.00	-\$0.00


Date Acquired (Tax Lots)

07/23/2021	0.87719298 CLV	\$1.00	\$1.00	None	-\$0.00
07/23/2021	0.87719298 CLV	\$1.00	\$1.00	None	-\$0.00
07/23/2021	0.87719298 CLV	\$1.00	\$1.00	None	-\$0.00

Date Sold	Event	Amount	Proceeds	Cost Basis	Long Term	Short Term	Total Gains/Losses
08/17/2021	 Converted from FET	5.93315938	\$3.00	\$3.00	None	-\$0.01	-\$0.01


Date Acquired (Tax Lots)

08/17/2021	1.97628458 FET	\$1.00	\$1.00	None	-\$0.00
08/17/2021	1.98059022 FET	\$1.00	\$1.00	None	-\$0.00
08/17/2021	1.97628458 FET	\$1.00	\$1.00	None	-\$0.00

Date Sold	Event	Amount	Proceeds	Cost Basis	Long Term	Short Term	Total Gains/Losses
08/28/2021	 Converted from RLY	4.51649428	\$3.00	\$3.00	None	-\$0.00	-\$0.00




Date Acquired (Tax Lots)




08/28/2021	1.50852316 RLY	\$1.00	\$1.00	None	-\$0.00
08/28/2021	1.50398556 RLY	\$1.00	\$1.00	None	-\$0.00
08/28/2021	1.50398556 RLY	\$1.00	\$1.00	None	-\$0.00

Date Sold	Event	Amount	Proceeds	Cost Basis	Long Term	Short Term	Total Gains/Losses
10/10/2021	 Purchased with ADA	4.946083	\$10.83	\$6.67	None	\$4.16	\$4.16




Date Acquired (Tax Lots)


07/09/2021	4.946083 ADA	\$10.83	\$6.67	None	\$4.16
------------	--------------	---------	--------	------	--------

Date Sold	Event	Amount	Proceeds	Cost Basis	Long Term	Short Term	Total Gains/Losses
10/10/2021	 Purchased with ADA	3.705853	\$8.10	\$5.00	None	\$3.10	\$3.10
Date Acquired (Tax Lots)							
	07/09/2021	3.705853 ADA	\$8.10	\$5.00	None	\$3.10	
Date Sold	Event	Amount	Proceeds	Cost Basis	Long Term	Short Term	Total Gains/Losses
10/30/2021	 Converted from GRT	1.85082362	\$1.79	\$1.00	None	\$0.79	\$0.79
Date Acquired (Tax Lots)							
	07/23/2021	1.85082362 GRT	\$1.79	\$1.00	None	\$0.79	
Date Sold	Event	Amount	Proceeds	Cost Basis	Long Term	Short Term	Total Gains/Losses
10/30/2021	 Converted from DOGE	0.84983165	\$0.24	\$0.19	None	\$0.05	\$0.05
Date Acquired (Tax Lots)							
	10/12/2021	0.36363636 DOGE	\$0.10	\$0.08	None	\$0.02	
	10/12/2021	0.48619529 DOGE	\$0.14	\$0.11	None	\$0.03	

Date Sold	Event	Amount	Proceeds	Cost Basis	Long Term	Short Term	Total Gains/Losses
10/30/2021	 Converted from IOTX	33.939868	\$2.20	\$2.94	None	-\$0.74	-\$0.74
Date Acquired (Tax Lots)							
	08/17/2021	33.939868 IOTX	\$2.20	\$2.94	None	-\$0.74	
Date Sold	Event	Amount	Proceeds	Cost Basis	Long Term	Short Term	Total Gains/Losses
10/30/2021	 Converted from ANKR	26.29198445	\$2.43	\$2.94	None	-\$0.50	-\$0.50
Date Acquired (Tax Lots)							
	08/28/2021	26.29198445 ANKR	\$2.43	\$2.94	None	-\$0.50	
Date Sold	Event	Amount	Proceeds	Cost Basis	Long Term	Short Term	Total Gains/Losses
10/30/2021	 Converted from AMP	54.97539419	\$2.54	\$3.00	None	-\$0.46	-\$0.46
Date Acquired (Tax Lots)							
	06/26/2021	18.30496064 AMP	\$0.85	\$1.00	None	-\$0.15	
	06/26/2021	18.30496064 AMP	\$0.85	\$1.00	None	-\$0.15	
	06/26/2021	18.36547291 AMP	\$0.85	\$1.00	None	-\$0.15	

Date Sold	Event	Amount	Proceeds	Cost Basis	Long Term	Short Term	Total Gains/Losses
10/30/2021	 Converted from AUCTION	0.07336353	\$2.72	\$2.99	None	-\$0.27	-\$0.27
Date Acquired (Tax Lots)							
10/29/2021	0.02463054 AUCTION		\$0.91	\$1.00	None	-\$0.09	
10/29/2021	0.02434275 AUCTION		\$0.90	\$1.00	None	-\$0.10	
10/29/2021	0.02439024 AUCTION		\$0.90	\$0.99	None	-\$0.09	
Date Sold	Event	Amount	Proceeds	Cost Basis	Long Term	Short Term	Total Gains/Losses
10/30/2021	 Converted from CHZ	9.23741543	\$3.25	\$3.00	None	\$0.25	\$0.25
Date Acquired (Tax Lots)							
09/18/2021	3.07692308 CHZ		\$1.08	\$1.00	None	\$0.08	
09/18/2021	3.08451573 CHZ		\$1.09	\$1.00	None	\$0.08	
09/18/2021	3.07597662 CHZ		\$1.08	\$1.00	None	\$0.08	
Date Sold	Event	Amount	Proceeds	Cost Basis	Long Term	Short Term	Total Gains/Losses
11/02/2021	 Converted from LRC	1.4465735	\$1.51	\$1.50	None	\$0.01	\$0.01
Date Acquired (Tax Lots)							
11/02/2021	0.4820671037408408 LRC		\$0.50	\$0.50	None	\$0.00	
11/02/2021	0.4824857657761745 LRC		\$0.50	\$0.50	None	\$0.00	
11/02/2021	0.4820206304829847 LRC		\$0.50	\$0.50	None	\$0.00	

Date Sold	Event	Amount	Proceeds	Cost Basis	Long Term	Short Term	Total Gains/Losses
11/20/2021	 Converted from MLN	0.0257395	\$2.95	\$3.00	None	-\$0.05	-\$0.05
Date Acquired (Tax Lots)							
11/20/2021		0.00857993 MLN	\$0.98	\$1.00	None	-\$0.02	
11/20/2021		0.00857964 MLN	\$0.98	\$1.00	None	-\$0.02	
11/20/2021		0.00857993 MLN	\$0.98	\$1.00	None	-\$0.02	
Date Sold	Event	Amount	Proceeds	Cost Basis	Long Term	Short Term	Total Gains/Losses
12/03/2021	 Converted from CLV	1.76211453	\$1.96	\$1.98	None	-\$0.02	-\$0.02
Date Acquired (Tax Lots)							
11/30/2021		0.881057261277533 CLV	\$0.98	\$0.99	None	-\$0.01	
11/30/2021		0.881057268722467 CLV	\$0.98	\$0.99	None	-\$0.01	
Date Sold	Event	Amount	Proceeds	Cost Basis	Long Term	Short Term	Total Gains/Losses
12/08/2021	 Sold MATIC	41.74769638	\$100.01	\$38.16	None	\$61.85	\$61.85
Date Acquired (Tax Lots)							
07/18/2021		27.61571513 MATIC	\$66.16	\$23.38	None	\$42.77	
06/26/2021		8.44447106 MATIC	\$20.23	\$8.81	None	\$11.42	
06/26/2021		2.87208388 MATIC	\$6.88	\$3.01	None	\$3.87	
06/26/2021		2.81542631 MATIC	\$6.74	\$2.95	None	\$3.80	

Date Sold	Event	Amount	Proceeds	Cost Basis	Long Term	Short Term	Total Gains/Losses
12/31/2021	 Converted from GRT	1.45623998	\$0.93	\$0.99	None	-\$0.06	-\$0.06
Date Acquired (Tax Lots)							
		1.45623998 GRT	\$0.93	\$0.99	None	-\$0.06	