

Gain / Loss report


Gopikrishna Daggupati | 11356d4b-051c-5c07-bed0-4117be1e62d2 | gkdaggupati@gmail.com

About report

This report includes all taxable activity with realized gains or losses. For US customers, Sells and Converts are taxable events that realize gains. This report does not include taxable events like Staking or Coinbase Earn that result in income. For final tax obligations, please consult your tax advisor.

Summary

Cost Basis Method: **HIFO**

Data source	Long-term	Short-term	Total gains/losses
Coinbase	\$731.19	\$2,931.86	\$3,663.05
 Not Available	\$738.09	\$77.05	\$815.13
Total	\$1,469.28	\$3,008.91	\$4,478.18

Report legend

Short-term

The tax you pay on capital gains or losses depends on how long you hold the asset. If you hold an asset for 1 year or less, you pay the short term capital gains tax rate.

Long-term


The tax you pay on capital gains or losses depends on how long you hold the asset. If you hold an asset for 1 year and 1 day, or longer, you pay the long term capital gains tax rate.

Proceeds

The amount of money you received when you sold your cryptocurrency. If you received USD in exchange for your cryptocurrency then the cash you received is your proceeds. If you exchanged one cryptocurrency for another it will be the dollar value of the crypto you received.

Some data not available

Why?

When you transfer crypto to Coinbase and you acquired it elsewhere, Coinbase does not have a record of the asset's original cost basis and/or date acquired. For these transactions, we indicate that these data points are not available with .




How to treat these transactions


We estimate your gains/losses for these transactions by assuming \$0 cost basis and treating your date received as date acquired. Before filing your taxes, work with your tax professional or follow our guide to prepare these data points to accurately report your gains or losses.

Section 1

Data source: Coinbase


These are taxable transactions incurring realized gains or losses where Coinbase all relevant data points.

Date Sold	Event	Amount	Proceeds	Cost Basis	Long Term	Short Term	Total Gains/Losses
03/15/2021	 Converted from OXT	77.20219254	\$50.00	\$56.89	None	-\$6.89	-\$6.89
Date Acquired (Tax Lots)							
	08/16/2020	77.20219254 OXT	\$50.00	\$56.89	None	-\$6.89	
Date Sold	Event	Amount	Proceeds	Cost Basis	Long Term	Short Term	Total Gains/Losses
03/22/2021	 Sold OXT	58.50336515	\$43.96	\$43.11	None	\$0.85	\$0.85
Date Acquired (Tax Lots)							
	08/16/2020	58.50336515 OXT	\$43.96	\$43.11	None	\$0.85	
Date Sold	Event	Amount	Proceeds	Cost Basis	Long Term	Short Term	Total Gains/Losses
05/10/2021	 Sold ETC	5.05617076	\$516.02	\$66.00	\$450.02	None	\$450.02
Date Acquired (Tax Lots)							
	01/29/2020	5.05617076 ETC	\$516.02	\$66.00	\$450.02	None	

Date Sold	Event	Amount	Proceeds	Cost Basis	Long Term	Short Term	Total Gains/Losses
05/19/2021	 Sold MATIC	606.86949866	\$890.18	\$515.00	None	\$375.18	\$375.18


Date Acquired (Tax Lots)

05/11/2021	606.86949866 MATIC	\$890.18	\$515.00	None	\$375.18
------------	--------------------	----------	----------	------	----------

Date Sold	Event	Amount	Proceeds	Cost Basis	Long Term	Short Term	Total Gains/Losses
08/31/2021	 Sold GRT	307.50585806	\$258.94	\$300.00	None	-\$41.06	-\$41.06


Date Acquired (Tax Lots)

05/19/2021	307.50585806 GRT	\$258.94	\$300.00	None	-\$41.06
------------	------------------	----------	----------	------	----------

Date Sold	Event	Amount	Proceeds	Cost Basis	Long Term	Short Term	Total Gains/Losses
09/03/2021	 Sold ZRX	359.49071941	\$408.46	\$260.00	\$92.96	\$55.50	\$148.46


Date Acquired (Tax Lots)

11/29/2018	20.9600379 ZRX	\$23.82	\$10.00	\$13.82	None
06/23/2021	147.7015029 ZRX	\$167.82	\$100.00	None	\$67.82
05/19/2021	77.16373995 ZRX	\$87.67	\$100.00	None	-\$12.33
05/08/2020	66.91567612 ZRX	\$76.03	\$30.00	\$46.03	None
12/03/2018	46.74976254 ZRX	\$53.12	\$20.00	\$33.12	None

Date Sold	Event	Amount	Proceeds	Cost Basis	Long Term	Short Term	Total Gains/Losses
09/03/2021	 Sold NU	40.71377898	\$11.68	\$10.00	None	\$1.68	\$1.68


Date Acquired (Tax Lots)

12/04/2020	40.71377898 NU	\$11.68	\$10.00	None	\$1.68
------------	----------------	---------	---------	------	--------

Date Sold	Event	Amount	Proceeds	Cost Basis	Long Term	Short Term	Total Gains/Losses
09/03/2021	 Sold ACH	1118.53534479	\$103.95	\$100.00	None	\$3.95	\$3.95


Date Acquired (Tax Lots)

08/14/2021	1118.53534479 ACH	\$103.95	\$100.00	None	\$3.95
------------	-------------------	----------	----------	------	--------

Date Sold	Event	Amount	Proceeds	Cost Basis	Long Term	Short Term	Total Gains/Losses
09/03/2021	 Sold STORJ	109.41664383	\$166.51	\$100.00	None	\$66.51	\$66.51




Date Acquired (Tax Lots)


06/29/2021	109.41664383 STORJ	\$166.51	\$100.00	None	\$66.51
------------	--------------------	----------	----------	------	---------

Date Sold	Event	Amount	Proceeds	Cost Basis	Long Term	Short Term	Total Gains/Losses
09/06/2021	 Sold DOGE	321.41383015	\$94.71	\$105.00	None	-\$10.29	-\$10.29

Date Acquired (Tax Lots)


06/08/2021	321.41383015 DOGE	\$94.71	\$105.00	None	-\$10.29
------------	-------------------	---------	----------	------	----------

Date Sold	Event	Amount	Proceeds	Cost Basis	Long Term	Short Term	Total Gains/Losses
09/06/2021	 Sold QUICK	0.4437799	\$256.20	\$265.00	None	-\$8.80	-\$8.80
Date Acquired (Tax Lots)							
	08/31/2021	0.4437799 QUICK	\$256.20	\$265.00	None	-\$8.80	
Date Sold	Event	Amount	Proceeds	Cost Basis	Long Term	Short Term	Total Gains/Losses
09/07/2021	 Sold FET	420.59319633	\$402.16	\$351.00	None	\$51.16	\$51.16
Date Acquired (Tax Lots)							
	09/06/2021	420.59319633 FET	\$402.16	\$351.00	None	\$51.16	
Date Sold	Event	Amount	Proceeds	Cost Basis	Long Term	Short Term	Total Gains/Losses
09/07/2021	 Sold SOL	4.575343847	\$768.31	\$690.00	None	\$78.31	\$78.31
Date Acquired (Tax Lots)							
	09/03/2021	2.796921299 SOL	\$469.67	\$420.00	None	\$49.67	
	09/03/2021	1.778422548 SOL	\$298.64	\$270.00	None	\$28.64	

Date Sold	Event	Amount	Proceeds	Cost Basis	Long Term	Short Term	Total Gains/Losses
09/07/2021	 Sold BCH	0.41832051	\$288.21	\$100.00	\$188.21	None	\$188.21


Date Acquired (Tax Lots)

04/05/2020	0.41832051 BCH	\$288.21	\$100.00	\$188.21	None
------------	----------------	----------	----------	----------	------

Date Sold	Event	Amount	Proceeds	Cost Basis	Long Term	Short Term	Total Gains/Losses
09/07/2021	 Sold GTC	40.36725114	\$369.50	\$400.00	None	-\$30.50	-\$30.50


Date Acquired (Tax Lots)

08/01/2021	12.60477451 GTC	\$115.38	\$100.00	None	\$15.38
08/15/2021	10.44442363 GTC	\$95.60	\$100.00	None	-\$4.40
06/18/2021	11.8759059 GTC	\$108.71	\$100.00	None	\$8.71
06/11/2021	5.4421471 GTC	\$49.81	\$100.00	None	-\$50.19

Date Sold	Event	Amount	Proceeds	Cost Basis	Long Term	Short Term	Total Gains/Losses
09/16/2021	 Sold MATIC	1020.9662784	\$1,409.52	\$1,400.00	None	\$9.52	\$9.52


Date Acquired (Tax Lots)

09/07/2021	1020.9662784 MATIC	\$1,409.52	\$1,400.00	None	\$9.52
------------	--------------------	------------	------------	------	--------

Date Sold	Event	Amount	Proceeds	Cost Basis	Long Term	Short Term	Total Gains/Losses
10/07/2021	 Sold SHIB	165661971.345413	\$4,327.37	\$1,420.00	None	\$2,907.37	\$2,907.37


Date Acquired (Tax Lots)

09/16/2021	165661971.345413 SHIB	\$4,327.37	\$1,420.00	None	\$2,907.37
------------	-----------------------	------------	------------	------	------------

Date Sold	Event	Amount	Proceeds	Cost Basis	Long Term	Short Term	Total Gains/Losses
10/09/2021	 Sold ANKR	1355.7395928	\$121.62	\$200.00	None	-\$78.38	-\$78.38


Date Acquired (Tax Lots)

03/26/2021	802.92266831 ANKR	\$72.03	\$100.00	None	-\$27.97
03/28/2021	552.81692449 ANKR	\$49.59	\$100.00	None	-\$50.41

Date Sold	Event	Amount	Proceeds	Cost Basis	Long Term	Short Term	Total Gains/Losses
10/09/2021	 Sold XYO	58226.85906789	\$2,419.89	\$2,000.00	None	\$419.89	\$419.89


Date Acquired (Tax Lots)

10/09/2021	58226.85906789 XYO	\$2,419.89	\$2,000.00	None	\$419.89
------------	--------------------	------------	------------	------	----------

Date Sold	Event	Amount	Proceeds	Cost Basis	Long Term	Short Term	Total Gains/Losses
10/11/2021	 Sold ACH	12669.72536354	\$754.54	\$871.00	None	-\$116.46	-\$116.46


Date Acquired (Tax Lots)

10/10/2021	12669.72536354 ACH	\$754.54	\$871.00	None	-\$116.46
------------	--------------------	----------	----------	------	-----------

Date Sold	Event	Amount	Proceeds	Cost Basis	Long Term	Short Term	Total Gains/Losses
10/26/2021	 Sold MKR	1	\$2,442.54	\$2,699.89	None	-\$257.35	-\$257.35


Date Acquired (Tax Lots)

10/10/2021	1 MKR	\$2,442.54	\$2,699.89	None	-\$257.35
------------	-------	------------	------------	------	-----------

Date Sold	Event	Amount	Proceeds	Cost Basis	Long Term	Short Term	Total Gains/Losses
10/26/2021	 Sold REQ	2839.23540234	\$602.18	\$755.00	None	-\$152.82	-\$152.82




Date Acquired (Tax Lots)

10/12/2021	2839.23540234 REQ	\$602.18	\$755.00	None	-\$152.82
------------	-------------------	----------	----------	------	-----------


Date Sold	Event	Amount	Proceeds	Cost Basis	Long Term	Short Term	Total Gains/Losses
10/28/2021	 Sold LINK	41.7127485	\$1,238.46	\$1,200.00	None	\$38.46	\$38.46

Date Acquired (Tax Lots)

09/07/2021	41.7127485 LINK	\$1,238.46	\$1,200.00	None	\$38.46
------------	-----------------	------------	------------	------	---------


Date Sold	Event	Amount	Proceeds	Cost Basis	Long Term	Short Term	Total Gains/Losses
10/28/2021	 Sold ADA	70.467617	\$138.01	\$86.98	None	\$51.03	\$51.03
Date Acquired (Tax Lots)							
	03/22/2021	34.922346 ADA	\$68.40	\$43.98	None	\$24.42	
	03/25/2021	35.545271 ADA	\$69.61	\$43.00	None	\$26.61	
Date Sold	Event	Amount	Proceeds	Cost Basis	Long Term	Short Term	Total Gains/Losses
10/30/2021	 Sold CRV	260.53968364	\$1,245.54	\$1,376.00	None	-\$130.46	-\$130.46
Date Acquired (Tax Lots)							
	10/28/2021	260.53968364 CRV	\$1,245.54	\$1,376.00	None	-\$130.46	
Date Sold	Event	Amount	Proceeds	Cost Basis	Long Term	Short Term	Total Gains/Losses
10/31/2021	 Sold ASM	5865.75429775	\$852.56	\$1,246.00	None	-\$393.44	-\$393.44
Date Acquired (Tax Lots)							
	10/30/2021	5865.75429775 ASM	\$852.56	\$1,246.00	None	-\$393.44	

Date Sold	Event	Amount	Proceeds	Cost Basis	Long Term	Short Term	Total Gains/Losses
11/01/2021	 Sold CVC	1415.78033896	\$657.65	\$852.00	None	-\$194.35	-\$194.35
Date Acquired (Tax Lots)							
	10/31/2021	1415.78033896 CVC	\$657.65	\$852.00	None	-\$194.35	
Date Sold	Event	Amount	Proceeds	Cost Basis	Long Term	Short Term	Total Gains/Losses
11/02/2021	 Sold GTC	52.8014816	\$494.83	\$500.00	None	-\$5.17	-\$5.17
Date Acquired (Tax Lots)							
	09/07/2021	52.8014816 GTC	\$494.83	\$500.00	None	-\$5.17	
Date Sold	Event	Amount	Proceeds	Cost Basis	Long Term	Short Term	Total Gains/Losses
11/03/2021	 Sold LRC	642.46377393	\$825.19	\$658.00	None	\$167.19	\$167.19
Date Acquired (Tax Lots)							
	11/01/2021	642.46377393 LRC	\$825.19	\$658.00	None	\$167.19	
Date Sold	Event	Amount	Proceeds	Cost Basis	Long Term	Short Term	Total Gains/Losses
11/03/2021	 Sold RLC	77.765152765	\$386.68	\$495.00	None	-\$108.32	-\$108.32
Date Acquired (Tax Lots)							
	11/02/2021	77.765152765 RLC	\$386.68	\$495.00	None	-\$108.32	

Date Sold	Event	Amount	Proceeds	Cost Basis	Long Term	Short Term	Total Gains/Losses
11/04/2021	 Sold MATIC	543.95115919	\$1,050.44	\$1,212.00	None	-\$161.56	-\$161.56


Date Acquired (Tax Lots)

11/03/2021	174.46334632 MATIC	\$336.91	\$387.00	None	-\$50.09
11/03/2021	369.48781287 MATIC	\$713.53	\$825.00	None	-\$111.47

Date Sold	Event	Amount	Proceeds	Cost Basis	Long Term	Short Term	Total Gains/Losses
11/05/2021	 Sold CRO	2864.61610129	\$1,054.06	\$961.87	None	\$92.19	\$92.19

Date Acquired (Tax Lots)


11/04/2021	2864.61610129 CRO	\$1,054.06	\$961.87	None	\$92.19
------------	-------------------	------------	----------	------	---------

Date Sold	Event	Amount	Proceeds	Cost Basis	Long Term	Short Term	Total Gains/Losses
11/08/2021	 Sold LRC	744.49797124	\$1,130.38	\$1,054.00	None	\$76.38	\$76.38

Date Acquired (Tax Lots)


11/05/2021	744.49797124 LRC	\$1,130.38	\$1,054.00	None	\$76.38
------------	------------------	------------	------------	------	---------

Date Sold	Event	Amount	Proceeds	Cost Basis	Long Term	Short Term	Total Gains/Losses
11/09/2021	 Sold BAT	949.33217375	\$1,142.67	\$1,130.00	None	\$12.67	\$12.67
Date Acquired (Tax Lots)							
11/08/2021		949.33217375 BAT	\$1,142.67	\$1,130.00	None	\$12.67	
Date Sold	Event	Amount	Proceeds	Cost Basis	Long Term	Short Term	Total Gains/Losses
11/10/2021	 Sold IOTX	4630.35417902	\$1,266.00	\$1,143.00	None	\$123.00	\$123.00
Date Acquired (Tax Lots)							
11/09/2021		4630.35417902 IOTX	\$1,266.00	\$1,143.00	None	\$123.00	
Date Sold	Event	Amount	Proceeds	Cost Basis	Long Term	Short Term	Total Gains/Losses
11/10/2021	 Sold BOND	29.23468503	\$1,107.69	\$1,266.00	None	-\$158.31	-\$158.31
Date Acquired (Tax Lots)							
11/10/2021		29.23468503 BOND	\$1,107.69	\$1,266.00	None	-\$158.31	
Date Sold	Event	Amount	Proceeds	Cost Basis	Long Term	Short Term	Total Gains/Losses
11/11/2021	 Sold CTSI	1013.84807182	\$1,487.93	\$1,108.00	None	\$379.93	\$379.93
Date Acquired (Tax Lots)							
11/10/2021		1013.84807182 CTSI	\$1,487.93	\$1,108.00	None	\$379.93	

Date Sold	Event	Amount	Proceeds	Cost Basis	Long Term	Short Term	Total Gains/Losses
11/15/2021	 Sold NKN	1303.63340855	\$837.61	\$1,000.00	None	-\$162.39	-\$162.39


Date Acquired (Tax Lots)

11/11/2021	1303.63340855 NKN	\$837.61	\$1,000.00	None	-\$162.39
------------	-------------------	----------	------------	------	-----------

Date Sold	Event	Amount	Proceeds	Cost Basis	Long Term	Short Term	Total Gains/Losses
11/17/2021	 Sold UMA	56.5699971	\$1,028.51	\$1,325.00	None	-\$296.49	-\$296.49


Date Acquired (Tax Lots)

11/15/2021	20.62513752 UMA	\$374.99	\$488.00	None	-\$113.01
11/15/2021	35.94485958 UMA	\$653.52	\$837.00	None	-\$183.48

Date Sold	Event	Amount	Proceeds	Cost Basis	Long Term	Short Term	Total Gains/Losses
11/18/2021	 Sold GYEN	19198.45702721	\$498.39	\$1,028.00	None	-\$529.61	-\$529.61


Date Acquired (Tax Lots)

11/17/2021	19198.45702721 GYEN	\$498.39	\$1,028.00	None	-\$529.61
------------	---------------------	----------	------------	------	-----------

Date Sold	Event	Amount	Proceeds	Cost Basis	Long Term	Short Term	Total Gains/Losses
11/24/2021	 Sold SHIB	62533999.46226139	\$2,218.94	\$3,045.00	None	-\$826.06	-\$826.06


Date Acquired (Tax Lots)

10/26/2021	62533999.46226139 SHIB	\$2,218.94	\$3,045.00	None	-\$826.06
------------	------------------------	------------	------------	------	-----------

Date Sold	Event	Amount	Proceeds	Cost Basis	Long Term	Short Term	Total Gains/Losses
11/25/2021	 Sold CRO	262.4581266	\$219.51	\$88.13	None	\$131.38	\$131.38


Date Acquired (Tax Lots)

11/04/2021	262.4581266 CRO	\$219.51	\$88.13	None	\$131.38
------------	-----------------	----------	---------	------	----------

Date Sold	Event	Amount	Proceeds	Cost Basis	Long Term	Short Term	Total Gains/Losses
11/25/2021	 Sold BAT	317.16876194	\$417.51	\$439.00	None	-\$21.49	-\$21.49


Date Acquired (Tax Lots)

11/25/2021	317.16876194 BAT	\$417.51	\$439.00	None	-\$21.49
------------	------------------	----------	----------	------	----------

Date Sold	Event	Amount	Proceeds	Cost Basis	Long Term	Short Term	Total Gains/Losses
11/25/2021	 Sold GALA	4139.75387598	\$2,839.12	\$2,000.00	None	\$839.12	\$839.12


Date Acquired (Tax Lots)

11/24/2021	4139.75387598 GALA	\$2,839.12	\$2,000.00	None	\$839.12
------------	--------------------	------------	------------	------	----------

Date Sold	Event	Amount	Proceeds	Cost Basis	Long Term	Short Term	Total Gains/Losses
11/25/2021	 Sold REQ	1345.07085612	\$855.10	\$417.00	None	\$438.10	\$438.10


Date Acquired (Tax Lots)

11/25/2021	1345.07085612 REQ	\$855.10	\$417.00	None	\$438.10
------------	-------------------	----------	----------	------	----------

Date Sold	Event	Amount	Proceeds	Cost Basis	Long Term	Short Term	Total Gains/Losses
11/26/2021	 Sold ENS	11.42779446	\$744.10	\$499.00	None	\$245.10	\$245.10


Date Acquired (Tax Lots)

11/18/2021	11.42779446 ENS	\$744.10	\$499.00	None	\$245.10
------------	-----------------	----------	----------	------	----------

Date Sold	Event	Amount	Proceeds	Cost Basis	Long Term	Short Term	Total Gains/Losses
11/26/2021	 Sold POLY	906.57881006	\$648.11	\$745.00	None	-\$96.89	-\$96.89

Date Acquired (Tax Lots)

11/26/2021	906.57881006 POLY	\$648.11	\$745.00	None	-\$96.89
------------	-------------------	----------	----------	------	----------

Date Sold	Event	Amount	Proceeds	Cost Basis	Long Term	Short Term	Total Gains/Losses
11/27/2021	 Sold GTC	33.555146	\$802.48	\$648.00	None	\$154.48	\$154.48

Date Acquired (Tax Lots)


11/26/2021	33.555146 GTC	\$802.48	\$648.00	None	\$154.48
------------	---------------	----------	----------	------	----------

Section 2

Data source: Not available

These are taxable transactions incurring realized gains or losses where the cost basis is unavailable.

ⓘ For these transactions Coinbase does not have a cost basis on record. We estimate your gains/losses for these transactions by assuming \$0 cost basis and treating your date received as date acquired.

Date Sold	Event	Amount	Proceeds	Cost Basis	Long Term	Short Term	Total Gains/Losses
09/07/2021	 Sold LINK	43.61826407	\$1,284.57	\$469.44	\$738.09	\$77.05	\$815.13
Date Acquired (Tax Lots)							
	ⓘ 03/27/2021	3.67840039 LINK	\$108.33	\$0.00	None	\$108.33	
	05/19/2021	9.12450621 LINK	\$268.72	\$300.00	None	-\$31.28	
	07/13/2020	8.52256092 LINK	\$250.99	\$69.44	\$181.56	None	
	06/06/2020	22.29279655 LINK	\$656.53	\$100.00	\$556.53	None	