

Gain / Loss report

Bharath Raj Pothula | 713a7c8f-e56b-548c-b3e1-da0cfb869349 | askbharath.rj@gmail.com

About report

This report includes all taxable activity with realized gains or losses. For US customers, Sells and Converts are taxable events that realize gains. This report does not include taxable events like Staking or Coinbase Earn that result in income. For final tax obligations, please consult your tax advisor.

Summary

Cost Basis Method: **HIFO**

Data source	Long-term	Short-term	Total gains/losses
Coinbase	None	-\$702.33	-\$702.33
Total	None	-\$702.33	-\$702.33

Report legend

Short-term

The tax you pay on capital gains or losses depends on how long you hold the asset. If you hold an asset for 1 year or less, you pay the short term capital gains tax rate.

Long-term


The tax you pay on capital gains or losses depends on how long you hold the asset. If you hold an asset for 1 year and 1 day, or longer, you pay the long term capital gains tax rate.

Proceeds

The amount of money you received when you sold your cryptocurrency. If you received USD in exchange for your cryptocurrency then the cash you received is your proceeds. If you exchanged one cryptocurrency for another it will be the dollar value of the crypto you received.


Data source: Coinbase

These are taxable transactions incurring realized gains or losses where Coinbase all relevant data points.

Date Sold	Event	Amount	Proceeds	Cost Basis	Long Term	Short Term	Total Gains/Losses
04/23/2021	 Sold MKR	0.22359271	\$732.28	\$1,000.00	None	-\$267.72	-\$267.72


Date Acquired (Tax Lots)

04/22/2021	0.11420178 MKR	\$374.02	\$500.00	None	-\$125.98
04/22/2021	0.10939093 MKR	\$358.26	\$500.00	None	-\$141.74

Date Sold	Event	Amount	Proceeds	Cost Basis	Long Term	Short Term	Total Gains/Losses
04/23/2021	 Sold BTC	0.00910876	\$426.77	\$500.00	None	-\$73.23	-\$73.23


Date Acquired (Tax Lots)

04/22/2021	0.00910876 BTC	\$426.77	\$500.00	None	-\$73.23
------------	----------------	----------	----------	------	----------

Date Sold	Event	Amount	Proceeds	Cost Basis	Long Term	Short Term	Total Gains/Losses
04/26/2021	 Sold BTC	0.02374115	\$1,167.99	\$1,159.00	None	\$8.99	\$8.99


Date Acquired (Tax Lots)

04/23/2021	0.02374115 BTC	\$1,167.99	\$1,159.00	None	\$8.99
------------	----------------	------------	------------	------	--------

Date Sold	Event	Amount	Proceeds	Cost Basis	Long Term	Short Term	Total Gains/Losses
10/06/2021	 Converted from BTC	0.00011215	\$5.80	\$5.00	None	\$0.80	\$0.80


Date Acquired (Tax Lots)

08/17/2021	0.00011215 BTC	\$5.80	\$5.00	None	\$0.80
------------	----------------	--------	--------	------	--------

Date Sold	Event	Amount	Proceeds	Cost Basis	Long Term	Short Term	Total Gains/Losses
10/06/2021	 Converted from COMP	0.01777171	\$5.45	\$8.99	None	-\$3.54	-\$3.54


Date Acquired (Tax Lots)

08/16/2021	0.00592254 COMP	\$1.82	\$2.99	None	-\$1.18
08/16/2021	0.00592254 COMP	\$1.82	\$2.99	None	-\$1.18
08/16/2021	0.00592663 COMP	\$1.82	\$3.00	None	-\$1.18

Date Sold	Event	Amount	Proceeds	Cost Basis	Long Term	Short Term	Total Gains/Losses
10/06/2021	 Converted from FET	6.07000748	\$4.38	\$3.00	None	\$1.38	\$1.38


Date Acquired (Tax Lots)

08/16/2021	2.02347228 FET	\$1.46	\$1.00	None	\$0.46
08/16/2021	2.02347228 FET	\$1.46	\$1.00	None	\$0.46
08/16/2021	2.02306292 FET	\$1.46	\$1.00	None	\$0.46

Date Sold	Event	Amount	Proceeds	Cost Basis	Long Term	Short Term	Total Gains/Losses
10/06/2021	 Converted from GRT	4.32434668	\$3.17	\$4.00	None	-\$0.83	-\$0.83


Date Acquired (Tax Lots)

08/16/2021	1.08026358 GRT	\$0.79	\$1.00	None	-\$0.21
08/16/2021	1.08530497 GRT	\$0.80	\$1.00	None	-\$0.21
08/16/2021	1.07944732 GRT	\$0.79	\$1.00	None	-\$0.21
08/16/2021	1.07933081 GRT	\$0.79	\$1.00	None	-\$0.21

Date Sold	Event	Amount	Proceeds	Cost Basis	Long Term	Short Term	Total Gains/Losses
10/06/2021	 Converted from CHZ	8.88099468	\$2.70	\$3.00	None	-\$0.30	-\$0.30




Date Acquired (Tax Lots)




09/16/2021	2.96033156 CHZ	\$0.90	\$1.00	None	-\$0.10
09/16/2021	2.96033156 CHZ	\$0.90	\$1.00	None	-\$0.10
09/16/2021	2.96033156 CHZ	\$0.90	\$1.00	None	-\$0.10


Date Sold	Event	Amount	Proceeds	Cost Basis	Long Term	Short Term	Total Gains/Losses
10/06/2021	 Converted from ANKR	28.12675791	\$2.56	\$3.00	None	-\$0.44	-\$0.44

Date Acquired (Tax Lots)

09/03/2021	9.37558597 ANKR	\$0.85	\$1.00	None	-\$0.15
09/03/2021	9.37558597 ANKR	\$0.85	\$1.00	None	-\$0.15
09/03/2021	9.37558597 ANKR	\$0.85	\$1.00	None	-\$0.15


Date Sold	Event	Amount	Proceeds	Cost Basis	Long Term	Short Term	Total Gains/Losses
10/06/2021	 Converted from AMP	49.71277097	\$2.51	\$3.00	None	-\$0.49	-\$0.49
Date Acquired (Tax Lots)							
08/16/2021	16.57000829 AMP	\$0.84	\$1.00	None	-\$0.16		
08/16/2021	16.57000829 AMP	\$0.84	\$1.00	None	-\$0.16		
08/16/2021	16.57275439 AMP	\$0.84	\$1.00	None	-\$0.16		
Date Sold	Event	Amount	Proceeds	Cost Basis	Long Term	Short Term	Total Gains/Losses
10/06/2021	 Converted from CLV	1.76470587	\$1.95	\$2.99	None	-\$1.04	-\$1.04
Date Acquired (Tax Lots)							
08/16/2021	0.58823529 CLV	\$0.65	\$1.00	None	-\$0.35		
08/16/2021	0.58823529 CLV	\$0.65	\$1.00	None	-\$0.35		
08/16/2021	0.58823529 CLV	\$0.65	\$1.00	None	-\$0.35		
Date Sold	Event	Amount	Proceeds	Cost Basis	Long Term	Short Term	Total Gains/Losses
10/06/2021	 Converted from NKN	8.72093612	\$3.00	\$3.00	None	-\$0.00	-\$0.00
Date Acquired (Tax Lots)							
10/06/2021	2.91036088 NKN	\$1.00	\$1.00	None	-\$0.00		
10/06/2021	2.90528762 NKN	\$1.00	\$1.00	None	-\$0.00		
10/06/2021	2.90528762 NKN	\$1.00	\$1.00	None	-\$0.00		

Date Sold	Event	Amount	Proceeds	Cost Basis	Long Term	Short Term	Total Gains/Losses
10/06/2021	 Converted from XLM	24.5089457	\$7.92	\$10.00	None	-\$2.08	-\$2.08
Date Acquired (Tax Lots)							
	08/16/2021	4.8974115 XLM	\$1.58	\$2.00	None	-\$0.42	
	08/16/2021	4.898839 XLM	\$1.58	\$2.00	None	-\$0.42	
	08/16/2021	4.9080357 XLM	\$1.59	\$2.00	None	-\$0.41	
	08/16/2021	4.9058205 XLM	\$1.59	\$2.00	None	-\$0.42	
	08/16/2021	4.898839 XLM	\$1.58	\$2.00	None	-\$0.42	
Date Sold	Event	Amount	Proceeds	Cost Basis	Long Term	Short Term	Total Gains/Losses
10/07/2021	 Converted from BTC	0.000184	\$9.92	\$10.00	None	-\$0.07	-\$0.07
Date Acquired (Tax Lots)							
	10/07/2021	0.000184 BTC	\$9.92	\$10.00	None	-\$0.07	
Date Sold	Event	Amount	Proceeds	Cost Basis	Long Term	Short Term	Total Gains/Losses
10/21/2021	 Converted from CTSI	3.54400473	\$3.00	\$3.00	None	-\$0.01	-\$0.01
Date Acquired (Tax Lots)							
	10/21/2021	1.18133491 CTSI	\$1.00	\$1.00	None	-\$0.00	
	10/21/2021	1.18133491 CTSI	\$1.00	\$1.00	None	-\$0.00	
	10/21/2021	1.18133491 CTSI	\$1.00	\$1.00	None	-\$0.00	

Date Sold	Event	Amount	Proceeds	Cost Basis	Long Term	Short Term	Total Gains/Losses
10/24/2021	 Converted from AUCTION	0.08181824	\$3.00	\$3.00	None	-\$0.00	-\$0.00


Date Acquired (Tax Lots)

10/24/2021	0.02725538 AUCTION	\$1.00	\$1.00	None	-\$0.00
10/24/2021	0.02730748 AUCTION	\$1.00	\$1.00	None	-\$0.00
10/24/2021	0.02725538 AUCTION	\$1.00	\$1.00	None	-\$0.00

Date Sold	Event	Amount	Proceeds	Cost Basis	Long Term	Short Term	Total Gains/Losses
11/20/2021	 Converted from MLN	0.02600937	\$3.00	\$3.00	None	-\$0.00	-\$0.00


Date Acquired (Tax Lots)

11/20/2021	0.00866979 MLN	\$1.00	\$1.00	None	-\$0.00
11/20/2021	0.00866979 MLN	\$1.00	\$1.00	None	-\$0.00
11/20/2021	0.00866979 MLN	\$1.00	\$1.00	None	-\$0.00

Date Sold	Event	Amount	Proceeds	Cost Basis	Long Term	Short Term	Total Gains/Losses
11/30/2021	 Converted from CLV	1.76211453	\$2.00	\$1.98	None	\$0.02	\$0.02


Date Acquired (Tax Lots)

11/30/2021	0.881057268722467 CLV	\$1.00	\$0.99	None	\$0.01
11/30/2021	0.881057261277533 CLV	\$1.00	\$0.99	None	\$0.01

Date Sold	Event	Amount	Proceeds	Cost Basis	Long Term	Short Term	Total Gains/Losses
12/11/2021	 Converted from IOTX	18.93461247	\$3.00	\$2.98	None	\$0.02	\$0.02


Date Acquired (Tax Lots)

12/11/2021	6.3115374905326938 IOTX	\$1.00	\$1.00	None	\$0.00
12/11/2021	6.3115374889346124 IOTX	\$1.00	\$0.99	None	\$0.01
12/11/2021	6.3115374905326938 IOTX	\$1.00	\$0.99	None	\$0.01

Date Sold	Event	Amount	Proceeds	Cost Basis	Long Term	Short Term	Total Gains/Losses
12/11/2021	 Converted from QNT	0.01577702	\$2.99	\$2.97	None	\$0.02	\$0.02

Date Acquired (Tax Lots)

12/11/2021	0.0052650889582676 QNT	\$1.00	\$0.99	None	\$0.01
12/11/2021	0.0052559655208662 QNT	\$1.00	\$0.99	None	\$0.01
12/11/2021	0.0052559655208662 QNT	\$1.00	\$0.99	None	\$0.01

Date Sold	Event	Amount	Proceeds	Cost Basis	Long Term	Short Term	Total Gains/Losses
12/27/2021	 Sold SHIB	14137182.07405316	\$543.19	\$906.99	None	-\$363.80	-\$363.80

Date Acquired (Tax Lots)

10/29/2021	14137182.07405316 SHIB	\$543.19	\$906.99	None	-\$363.80
------------	------------------------	----------	----------	------	-----------