

Gain / Loss report

Kedar Kottawar | c03f7589-ee54-5eea-afa2-a21ff96fe238 | kedarkottawar@gmail.com

About report

This report includes all taxable activity with realized gains or losses. For US customers, Sells and Converts are taxable events that realize gains. This report does not include taxable events like Staking or Coinbase Earn that result in income. For final tax obligations, please consult your tax advisor.

Summary

Cost Basis Method: **HIFO**

Data source	Long-term	Short-term	Total gains/losses
Coinbase	None	\$237.89	\$237.89
Total	None	\$237.89	\$237.89

Report legend

Short-term

The tax you pay on capital gains or losses depends on how long you hold the asset. If you hold an asset for 1 year or less, you pay the short term capital gains tax rate.

Long-term


The tax you pay on capital gains or losses depends on how long you hold the asset. If you hold an asset for 1 year and 1 day, or longer, you pay the long term capital gains tax rate.

Proceeds

The amount of money you received when you sold your cryptocurrency. If you received USD in exchange for your cryptocurrency then the cash you received is your proceeds. If you exchanged one cryptocurrency for another it will be the dollar value of the crypto you received.


Data source: Coinbase

These are taxable transactions incurring realized gains or losses where Coinbase all relevant data points.

Date Sold	Event	Amount	Proceeds	Cost Basis	Long Term	Short Term	Total Gains/Losses
10/26/2021	 Converted from SHIB	1594048.88416578	\$74.75	\$22.04	None	\$52.71	\$52.71


Date Acquired (Tax Lots)

10/04/2021	1594048.88416578 SHIB	\$74.75	\$22.04	None	\$52.71
------------	-----------------------	---------	---------	------	---------

Date Sold	Event	Amount	Proceeds	Cost Basis	Long Term	Short Term	Total Gains/Losses
10/27/2021	 Converted from ETH	0.02531568	\$100.88	\$104.11	None	-\$3.23	-\$3.23


Date Acquired (Tax Lots)

10/22/2021	0.02531568 ETH	\$100.88	\$104.11	None	-\$3.23
------------	----------------	----------	----------	------	---------

Date Sold	Event	Amount	Proceeds	Cost Basis	Long Term	Short Term	Total Gains/Losses
10/28/2021	 Converted from SHIB	2022237.58658418	\$166.73	\$27.96	None	\$138.77	\$138.77


Date Acquired (Tax Lots)

10/04/2021	2022237.58658418 SHIB	\$166.73	\$27.96	None	\$138.77
------------	-----------------------	----------	---------	------	----------

Date Sold	Event	Amount	Proceeds	Cost Basis	Long Term	Short Term	Total Gains/Losses
10/28/2021	 Converted from ADA	4.94878	\$10.00	\$11.35	None	-\$1.35	-\$1.35


Date Acquired (Tax Lots)

10/04/2021	4.94878 ADA	\$10.00	\$11.35	None	-\$1.35
------------	-------------	---------	---------	------	---------

Date Sold	Event	Amount	Proceeds	Cost Basis	Long Term	Short Term	Total Gains/Losses
10/29/2021	 Converted from BTC	0.000809	\$49.98	\$49.57	None	\$0.40	\$0.40


Date Acquired (Tax Lots)

10/26/2021	0.000809 BTC	\$49.98	\$49.57	None	\$0.40
------------	--------------	---------	---------	------	--------

Date Sold	Event	Amount	Proceeds	Cost Basis	Long Term	Short Term	Total Gains/Losses
11/01/2021	 Converted from MANA	37.94915095	\$111.45	\$49.38	None	\$62.07	\$62.07

Date Acquired (Tax Lots)

10/29/2021	37.94915095 MANA	\$111.45	\$49.38	None	\$62.07
------------	------------------	----------	---------	------	---------

Date Sold	Event	Amount	Proceeds	Cost Basis	Long Term	Short Term	Total Gains/Losses
11/21/2021	 Converted from ADA	53.43022	\$100.02	\$111.51	None	-\$11.49	-\$11.49
Date Acquired (Tax Lots)							
11/02/2021	38.379 ADA	\$71.85	\$76.98	None	-\$5.13		
10/04/2021	15.05122 ADA	\$28.18	\$34.54	None	-\$6.36		