

# Gain / Loss report

Abhishek Gubba | d30e3240-815c-5f8b-833d-15b02a17efa2 | abhishekgubba@gmail.com

## About report

This report includes all taxable activity with realized gains or losses. For US customers, Sells and Converts are taxable events that realize gains. This report does not include taxable events like Staking or Coinbase Earn that result in income. For final tax obligations, please consult your tax advisor.

## Summary

Cost Basis Method: **HIFO**

Data source	Long-term	Short-term	Total gains/losses
Coinbase	-\$20.35	\$566.70	\$546.35
<b>Total</b>	<b>-\$20.35</b>	<b>\$566.70</b>	<b>\$546.35</b>

## Report legend

### Short-term

The tax you pay on capital gains or losses depends on how long you hold the asset. If you hold an asset for 1 year or less, you pay the short term capital gains tax rate.

### Long-term




The tax you pay on capital gains or losses depends on how long you hold the asset. If you hold an asset for 1 year and 1 day, or longer, you pay the long term capital gains tax rate.


### Proceeds

The amount of money you received when you sold your cryptocurrency. If you received USD in exchange for your cryptocurrency then the cash you received is your proceeds. If you exchanged one cryptocurrency for another it will be the dollar value of the crypto you received.

## Data source: Coinbase


These are taxable transactions incurring realized gains or losses where Coinbase all relevant data points.

Date Sold	Event	Amount	Proceeds	Cost Basis	Long Term	Short Term	Total Gains/Losses
01/07/2021	 Converted from LTC	4.60065809	\$769.00	\$779.29	-\$10.29	None	<b>-\$10.29</b>
Date Acquired (Tax Lots)							
	01/22/2018	4.60065809 LTC	\$769.00	\$779.29	-\$10.29	None	
Date Sold	Event	Amount	Proceeds	Cost Basis	Long Term	Short Term	Total Gains/Losses
01/17/2021	 Converted from LTC	1.95715234	\$280.00	\$121.42	-\$10.06	\$168.63	<b>\$158.58</b>
Date Acquired (Tax Lots)							
	09/28/2017	0.00474205 LTC	\$0.68	\$0.22	\$0.46	None	
	01/22/2018	0.39934191 LTC	\$57.13	\$67.64	-\$10.51	None	
	03/17/2020	1.55306838 LTC	\$222.19	\$53.56	None	\$168.63	
Date Sold	Event	Amount	Proceeds	Cost Basis	Long Term	Short Term	Total Gains/Losses
02/11/2021	 Converted from XLM	911.0022013	\$390.47	\$274.32	None	\$116.15	<b>\$116.15</b>
Date Acquired (Tax Lots)							
	01/17/2021	911.0022013 XLM	\$390.47	\$274.32	None	\$116.15	

Date Sold	Event	Amount	Proceeds	Cost Basis	Long Term	Short Term	Total Gains/Losses
02/17/2021	 Converted from GRT	321.16744406	\$670.71	\$385.54	None	\$285.17	<b>\$285.17</b>


## Date Acquired (Tax Lots)

12/28/2020	2.48632521 GRT	\$5.19	\$1.00	None	\$4.19
02/11/2021	313.7109387 GRT	\$655.14	\$382.54	None	\$272.60
12/28/2020	2.48385494 GRT	\$5.19	\$1.00	None	\$4.19
12/28/2020	2.48632521 GRT	\$5.19	\$1.00	None	\$4.19

Date Sold	Event	Amount	Proceeds	Cost Basis	Long Term	Short Term	Total Gains/Losses
04/22/2021	 Converted from FORTH	0.05190794	\$2.99	\$3.02	None	-\$0.03	<b>-\$0.03</b>


## Date Acquired (Tax Lots)

04/22/2021	0.01724168 FORTH	\$0.99	\$1.00	None	-\$0.01
04/22/2021	0.01733313 FORTH	\$1.00	\$1.01	None	-\$0.01
04/22/2021	0.01733313 FORTH	\$1.00	\$1.01	None	-\$0.01

Date Sold	Event	Amount	Proceeds	Cost Basis	Long Term	Short Term	Total Gains/Losses
04/22/2021	 Converted from NU	3.80920602	\$1.78	\$2.99	None	-\$1.21	<b>-\$1.21</b>


## Date Acquired (Tax Lots)

02/18/2021	1.27064803 NU	\$0.59	\$1.00	None	-\$0.40
02/18/2021	1.26774848 NU	\$0.59	\$1.00	None	-\$0.40
02/18/2021	1.27080951 NU	\$0.59	\$1.00	None	-\$0.40

Date Sold	Event	Amount	Proceeds	Cost Basis	Long Term	Short Term	Total Gains/Losses
08/09/2021	 Converted from MATIC	2.02668301	\$2.19	\$2.99	None	-\$0.80	<b>-\$0.80</b>


## Date Acquired (Tax Lots)

05/21/2021	0.6773691 MATIC	\$0.73	\$0.99	None	-\$0.26
05/21/2021	0.67249496 MATIC	\$0.73	\$1.00	None	-\$0.27
05/21/2021	0.67681895 MATIC	\$0.73	\$1.00	None	-\$0.27

Date Sold	Event	Amount	Proceeds	Cost Basis	Long Term	Short Term	Total Gains/Losses
08/09/2021	 Converted from SKL	5.99720152	\$1.64	\$2.91	None	-\$1.26	<b>-\$1.26</b>




## Date Acquired (Tax Lots)


05/17/2021	1.99880072 SKL	\$0.55	\$0.97	None	-\$0.42
05/17/2021	1.99880072 SKL	\$0.55	\$0.97	None	-\$0.42
05/17/2021	1.99960008 SKL	\$0.55	\$0.97	None	-\$0.42

Date Sold	Event	Amount	Proceeds	Cost Basis	Long Term	Short Term	Total Gains/Losses
10/28/2021	 Converted from AUCTION	0.09052506	\$3.02	\$3.00	None	\$0.01	<b>\$0.01</b>

## Date Acquired (Tax Lots)


10/28/2021	0.03017502 AUCTION	\$1.01	\$1.00	None	\$0.00
10/28/2021	0.03017502 AUCTION	\$1.01	\$1.00	None	\$0.01
10/28/2021	0.03017502 AUCTION	\$1.01	\$1.00	None	\$0.00

Date Sold	Event	Amount	Proceeds	Cost Basis	Long Term	Short Term	Total Gains/Losses
10/28/2021	 Converted from FET	4.16493273	\$3.01	\$3.00	None	\$0.01	<b>\$0.01</b>
Date Acquired (Tax Lots)							
10/28/2021		1.38888889 FET	\$1.00	\$1.00	None	\$0.00	
10/28/2021		1.38888889 FET	\$1.00	\$1.00	None	\$0.00	
10/28/2021		1.38715495 FET	\$1.00	\$1.00	None	\$0.00	
Date Sold	Event	Amount	Proceeds	Cost Basis	Long Term	Short Term	Total Gains/Losses
10/28/2021	 Converted from CLV	2.63157894	\$3.01	\$3.01	None	-\$0.00	<b>-\$0.00</b>
Date Acquired (Tax Lots)							
10/28/2021		0.87719298 CLV	\$1.00	\$1.00	None	-\$0.00	
10/28/2021		0.87719298 CLV	\$1.00	\$1.00	None	-\$0.00	
10/28/2021		0.87719298 CLV	\$1.00	\$1.00	None	-\$0.00	
Date Sold	Event	Amount	Proceeds	Cost Basis	Long Term	Short Term	Total Gains/Losses
10/28/2021	 Converted from AMP	65.77504932	\$2.99	\$3.00	None	-\$0.01	<b>-\$0.01</b>
Date Acquired (Tax Lots)							
10/28/2021		21.92501644 AMP	\$1.00	\$1.00	None	-\$0.00	
10/28/2021		21.92501644 AMP	\$1.00	\$1.00	None	-\$0.00	
10/28/2021		21.92501644 AMP	\$1.00	\$1.00	None	-\$0.00	

Date Sold	Event	Amount	Proceeds	Cost Basis	Long Term	Short Term	Total Gains/Losses
10/31/2021	 Converted from GRT	1.05196718	\$1.08	\$1.00	None	\$0.08	<b>\$0.08</b>

Date Acquired (Tax Lots)

10/28/2021	1.05196718 GRT	\$1.08	\$1.00	None	\$0.08
------------	----------------	--------	--------	------	--------

Date Sold	Event	Amount	Proceeds	Cost Basis	Long Term	Short Term	Total Gains/Losses
11/02/2021	 Converted from LRC	0.94064336	\$1.46	\$1.50	None	-\$0.04	<b>-\$0.04</b>

Date Acquired (Tax Lots)

11/02/2021	0.3148416346577672 LRC	\$0.49	\$0.50	None	-\$0.01
11/02/2021	0.3179483866727749 LRC	\$0.49	\$0.51	None	-\$0.01
11/02/2021	0.3078533386694579 LRC	\$0.48	\$0.49	None	-\$0.02