

Gain / Loss report

sandeep chiluka | 6aa06096-08c6-5cb4-97a4-209da7509827 | chiluka.sandeep@gmail.com

About report

This report includes all taxable activity with realized gains or losses. For US customers, Sells and Converts are taxable events that realize gains. This report does not include taxable events like Staking or Coinbase Earn that result in income. For final tax obligations, please consult your tax advisor.

Summary

Cost Basis Method: **HIFO**

| Data source | Long-term | Short-term | Total gains/losses |
|-------------|-----------|------------|--------------------|
| Coinbase | None | \$345.17 | \$345.17 |
| Total | None | \$345.17 | \$345.17 |

Report legend

Short-term

The tax you pay on capital gains or losses depends on how long you hold the asset. If you hold an asset for 1 year or less, you pay the short term capital gains tax rate.

Long-term




The tax you pay on capital gains or losses depends on how long you hold the asset. If you hold an asset for 1 year and 1 day, or longer, you pay the long term capital gains tax rate.


Proceeds

The amount of money you received when you sold your cryptocurrency. If you received USD in exchange for your cryptocurrency then the cash you received is your proceeds. If you exchanged one cryptocurrency for another it will be the dollar value of the crypto you received.

Data source: Coinbase


These are taxable transactions incurring realized gains or losses where Coinbase all relevant data points.

| Date Sold | Event | Amount | Proceeds | Cost Basis | Long Term | Short Term | Total Gains/Losses |
|--------------------------|---|----------|----------|------------|-----------|------------|--------------------|
| 06/01/2021 |  Converted from USDC | 200 | \$200.00 | \$200.00 | None | \$0.00 | \$0.00 |
| Date Acquired (Tax Lots) | | | | | | | |
| | 04/29/2021 | 200 USDC | \$200.00 | \$200.00 | None | \$0.00 | |
| Date Sold | Event | Amount | Proceeds | Cost Basis | Long Term | Short Term | Total Gains/Losses |
| 06/01/2021 |  Converted from USDC | 150 | \$150.00 | \$150.00 | None | \$0.00 | \$0.00 |
| Date Acquired (Tax Lots) | | | | | | | |
| | 04/29/2021 | 150 USDC | \$150.00 | \$150.00 | None | \$0.00 | |
| Date Sold | Event | Amount | Proceeds | Cost Basis | Long Term | Short Term | Total Gains/Losses |
| 06/02/2021 |  Converted from USDC | 100 | \$100.00 | \$100.00 | None | \$0.00 | \$0.00 |
| Date Acquired (Tax Lots) | | | | | | | |
| | 04/29/2021 | 100 USDC | \$100.00 | \$100.00 | None | \$0.00 | |

| Date Sold | Event | Amount | Proceeds | Cost Basis | Long Term | Short Term | Total Gains/Losses |
|------------|---|--------|----------|------------|-----------|------------|--------------------|
| 06/02/2021 |  Converted from USDC | 20 | \$20.00 | \$20.00 | None | \$0.00 | \$0.00 |


Date Acquired (Tax Lots)

| | | | | | |
|------------|---------|---------|---------|------|--------|
| 04/29/2021 | 20 USDC | \$20.00 | \$20.00 | None | \$0.00 |
|------------|---------|---------|---------|------|--------|

| Date Sold | Event | Amount | Proceeds | Cost Basis | Long Term | Short Term | Total Gains/Losses |
|------------|---|--------|----------|------------|-----------|------------|--------------------|
| 06/02/2021 |  Converted from USDC | 15 | \$15.00 | \$15.00 | None | \$0.00 | \$0.00 |


Date Acquired (Tax Lots)

| | | | | | |
|------------|---------|---------|---------|------|--------|
| 04/29/2021 | 15 USDC | \$15.00 | \$15.00 | None | \$0.00 |
|------------|---------|---------|---------|------|--------|

| Date Sold | Event | Amount | Proceeds | Cost Basis | Long Term | Short Term | Total Gains/Losses |
|------------|---|--------|----------|------------|-----------|------------|--------------------|
| 06/02/2021 |  Converted from USDC | 15 | \$15.00 | \$15.00 | None | \$0.00 | \$0.00 |


Date Acquired (Tax Lots)

| | | | | | |
|------------|---------|---------|---------|------|--------|
| 04/29/2021 | 15 USDC | \$15.00 | \$15.00 | None | \$0.00 |
|------------|---------|---------|---------|------|--------|

| Date Sold | Event | Amount | Proceeds | Cost Basis | Long Term | Short Term | Total Gains/Losses |
|------------|--|------------|----------|------------|-----------|------------|--------------------|
| 08/13/2021 |  Sold BTC | 0.00038286 | \$16.25 | \$14.99 | None | \$1.26 | \$1.26 |

Date Acquired (Tax Lots)

| | | | | | |
|------------|----------------|---------|--------|------|---------|
| 05/29/2021 | 0.000293 BTC | \$12.44 | \$9.99 | None | \$2.44 |
| 04/21/2021 | 0.00008986 BTC | \$3.81 | \$5.00 | None | -\$1.19 |

| Date Sold | Event | Amount | Proceeds | Cost Basis | Long Term | Short Term | Total Gains/Losses |
|------------|---|--------------|----------|------------|-----------|------------|--------------------|
| 10/15/2021 |  Sold NU | 326.45186276 | \$443.08 | \$99.17 | None | \$343.91 | \$343.91 |

Date Acquired (Tax Lots)

| | | | | | |
|------------|----------------|----------|---------|------|----------|
| 06/02/2021 | 320.3961497 NU | \$434.86 | \$96.17 | None | \$338.69 |
| 04/21/2021 | 2.0189784 NU | \$2.74 | \$1.00 | None | \$1.74 |
| 04/21/2021 | 2.0189784 NU | \$2.74 | \$1.00 | None | \$1.74 |
| 04/21/2021 | 2.01775626 NU | \$2.74 | \$1.00 | None | \$1.74 |