

Gain / Loss report

Venkata Vijapurapu | 0533ba43-4b40-556e-9171-e225f9f0c6d9 | vijapurapuabhishek@gmail.com

About report

This report includes all taxable activity with realized gains or losses. For US customers, Sells and Converts are taxable events that realize gains. This report does not include taxable events like Staking or Coinbase Earn that result in income. For final tax obligations, please consult your tax advisor.

Summary

Cost Basis Method: **HIFO**

Data source	Long-term	Short-term	Total gains/losses
Coinbase	None	\$369.48	\$369.48
Total	None	\$369.48	\$369.48

Report legend

Short-term

The tax you pay on capital gains or losses depends on how long you hold the asset. If you hold an asset for 1 year or less, you pay the short term capital gains tax rate.

Long-term


The tax you pay on capital gains or losses depends on how long you hold the asset. If you hold an asset for 1 year and 1 day, or longer, you pay the long term capital gains tax rate.

Proceeds

The amount of money you received when you sold your cryptocurrency. If you received USD in exchange for your cryptocurrency then the cash you received is your proceeds. If you exchanged one cryptocurrency for another it will be the dollar value of the crypto you received.


Data source: Coinbase

These are taxable transactions incurring realized gains or losses where Coinbase all relevant data points.

Date Sold	Event	Amount	Proceeds	Cost Basis	Long Term	Short Term	Total Gains/Losses
11/17/2021	 Converted from ICP	24.71259651	\$1,016.86	\$1,100.00	None	-\$83.14	-\$83.14


Date Acquired (Tax Lots)

10/29/2021	24.71259651 ICP	\$1,016.86	\$1,100.00	None	-\$83.14
------------	-----------------	------------	------------	------	----------

Date Sold	Event	Amount	Proceeds	Cost Basis	Long Term	Short Term	Total Gains/Losses
11/17/2021	 Sold GALA	3091.6199073	\$734.88	\$430.46	None	\$304.42	\$304.42


Date Acquired (Tax Lots)

11/17/2021	3091.6199073 GALA	\$734.88	\$430.46	None	\$304.42
------------	-------------------	----------	----------	------	----------

Date Sold	Event	Amount	Proceeds	Cost Basis	Long Term	Short Term	Total Gains/Losses
11/17/2021	 Converted from GALA	4092.57106134	\$984.26	\$569.83	None	\$414.43	\$414.43


Date Acquired (Tax Lots)

11/17/2021	4092.57106134 GALA	\$984.26	\$569.83	None	\$414.43
------------	--------------------	----------	----------	------	----------

Date Sold	Event	Amount	Proceeds	Cost Basis	Long Term	Short Term	Total Gains/Losses
11/22/2021	 Converted from ICP	22.74695819	\$948.17	\$972.09	None	-\$23.92	-\$23.92


Date Acquired (Tax Lots)

11/17/2021	22.74695819 ICP	\$948.17	\$972.09	None	-\$23.92
------------	-----------------	----------	----------	------	----------

Date Sold	Event	Amount	Proceeds	Cost Basis	Long Term	Short Term	Total Gains/Losses
11/26/2021	 Converted from MANA	198.66698427	\$1,000.00	\$650.46	None	\$349.54	\$349.54


Date Acquired (Tax Lots)

11/02/2021	198.66698427 MANA	\$1,000.00	\$650.46	None	\$349.54
------------	-------------------	------------	----------	------	----------

Date Sold	Event	Amount	Proceeds	Cost Basis	Long Term	Short Term	Total Gains/Losses
11/26/2021	 Converted from MANA	29.66563272	\$150.00	\$97.13	None	\$52.87	\$52.87




Date Acquired (Tax Lots)

11/02/2021	29.66563272 MANA	\$150.00	\$97.13	None	\$52.87
------------	------------------	----------	---------	------	---------

Date Sold	Event	Amount	Proceeds	Cost Basis	Long Term	Short Term	Total Gains/Losses
11/26/2021	 Converted from MANA	46.40080012	\$234.01	\$151.92	None	\$82.09	\$82.09

Date Acquired (Tax Lots)

11/02/2021	46.40080012 MANA	\$234.01	\$151.92	None	\$82.09
------------	------------------	----------	----------	------	---------

Date Sold	Event	Amount	Proceeds	Cost Basis	Long Term	Short Term	Total Gains/Losses
12/01/2021	 Converted from JASMY	5697.8055642	\$949.37	\$1,120.90	None	-\$171.53	-\$171.53
Date Acquired (Tax Lots)							
11/26/2021	736.28409505 JASMY		\$122.68	\$146.34	None	-\$23.66	
11/26/2021	4961.52146915 JASMY		\$826.69	\$974.57	None	-\$147.88	
Date Sold	Event	Amount	Proceeds	Cost Basis	Long Term	Short Term	Total Gains/Losses
12/09/2021	 Converted from CTSI	911.16187709	\$655.99	\$928.88	None	-\$272.89	-\$272.89
Date Acquired (Tax Lots)							
12/01/2021	911.16187709 CTSI		\$655.99	\$928.88	None	-\$272.89	
Date Sold	Event	Amount	Proceeds	Cost Basis	Long Term	Short Term	Total Gains/Losses
12/10/2021	 Converted from CRV	434.53575842	\$1,510.01	\$1,792.40	None	-\$282.39	-\$282.39
Date Acquired (Tax Lots)							
11/26/2021	40.89561934 CRV		\$142.11	\$228.70	None	-\$86.59	
12/09/2021	175.00137286 CRV		\$608.13	\$640.33	None	-\$32.20	
11/22/2021	218.63876622 CRV		\$759.77	\$923.37	None	-\$163.60	