

# Gain / Loss report

Sai krishna Reddy Arjula | 50e19518-a0bd-526d-a989-fbe0a2c805ec | krishna.arjula@gmail.com

## About report

This report includes all taxable activity with realized gains or losses. For US customers, Sells and Converts are taxable events that realize gains. This report does not include taxable events like Staking or Coinbase Earn that result in income. For final tax obligations, please consult your tax advisor.

## Summary

Cost Basis Method: **HIFO**

Data source	Long-term	Short-term	Total gains/losses
Coinbase	None	\$626.06	\$626.06
Total	None	\$626.06	\$626.06

## Report legend

### Short-term

The tax you pay on capital gains or losses depends on how long you hold the asset. If you hold an asset for 1 year or less, you pay the short term capital gains tax rate.

### Long-term


The tax you pay on capital gains or losses depends on how long you hold the asset. If you hold an asset for 1 year and 1 day, or longer, you pay the long term capital gains tax rate.

### Proceeds

The amount of money you received when you sold your cryptocurrency. If you received USD in exchange for your cryptocurrency then the cash you received is your proceeds. If you exchanged one cryptocurrency for another it will be the dollar value of the crypto you received.


## Data source: Coinbase

These are taxable transactions incurring realized gains or losses where Coinbase all relevant data points.

Date Sold	Event	Amount	Proceeds	Cost Basis	Long Term	Short Term	Total Gains/Losses
09/24/2021	 Converted from ETH	0.06760223	\$207.95	\$200.00	None	\$7.95	\$7.95


Date Acquired (Tax Lots)

06/03/2021	0.06760223 ETH	\$207.95	\$200.00	None	\$7.95
------------	----------------	----------	----------	------	--------

Date Sold	Event	Amount	Proceeds	Cost Basis	Long Term	Short Term	Total Gains/Losses
09/24/2021	 Converted from COMP	0.02914006	\$10.64	\$9.00	None	\$1.64	\$1.64


Date Acquired (Tax Lots)

06/30/2021	0.0097144 COMP	\$3.55	\$3.00	None	\$0.54
06/30/2021	0.0097144 COMP	\$3.55	\$3.00	None	\$0.54
06/30/2021	0.00971126 COMP	\$3.55	\$3.00	None	\$0.55

Date Sold	Event	Amount	Proceeds	Cost Basis	Long Term	Short Term	Total Gains/Losses
09/24/2021	 Converted from XLM	35.7421682	\$10.59	\$10.01	None	\$0.59	\$0.59


## Date Acquired (Tax Lots)

06/30/2021	7.1535875 XLM	\$2.12	\$2.00	None	\$0.12
06/30/2021	7.1535875 XLM	\$2.12	\$2.00	None	\$0.12
06/30/2021	7.1428572 XLM	\$2.12	\$2.00	None	\$0.12
06/30/2021	7.1535875 XLM	\$2.12	\$2.00	None	\$0.12
06/30/2021	7.1385485 XLM	\$2.12	\$2.00	None	\$0.12

Date Sold	Event	Amount	Proceeds	Cost Basis	Long Term	Short Term	Total Gains/Losses
10/08/2021	 Sold SHIB	13992692.31643779	\$394.04	\$104.88	None	\$289.16	\$289.16

## Date Acquired (Tax Lots)

09/24/2021	13992692.31643779 SHIB	\$394.04	\$104.88	None	\$289.16
------------	------------------------	----------	----------	------	----------

Date Sold	Event	Amount	Proceeds	Cost Basis	Long Term	Short Term	Total Gains/Losses
10/08/2021	 Sold SHIB	15983052.10139646	\$446.49	\$119.77	None	\$326.72	\$326.72

## Date Acquired (Tax Lots)

09/24/2021	1393877.26464043 SHIB	\$38.94	\$10.43	None	\$28.51
09/24/2021	13204789.42416351 SHIB	\$368.88	\$98.97	None	\$269.91
09/24/2021	1384385.41259252 SHIB	\$38.67	\$10.36	None	\$28.31