

Gain / Loss report

Bhanu Dereddy | 53e5e477-2d25-5d9d-b75c-bcee5b871b08 | prakashdereddy@gmail.com

About report

This report includes all taxable activity with realized gains or losses. For US customers, Sells and Converts are taxable events that realize gains. This report does not include taxable events like Staking or Coinbase Earn that result in income. For final tax obligations, please consult your tax advisor.

Summary

Cost Basis Method: **HIFO**

Data source	Long-term	Short-term	Total gains/losses
Coinbase	None	\$3.23	\$3.23
Total	None	\$3.23	\$3.23

Report legend

Short-term

The tax you pay on capital gains or losses depends on how long you hold the asset. If you hold an asset for 1 year or less, you pay the short term capital gains tax rate.

Long-term



The tax you pay on capital gains or losses depends on how long you hold the asset. If you hold an asset for 1 year and 1 day, or longer, you pay the long term capital gains tax rate.




Proceeds


The amount of money you received when you sold your cryptocurrency. If you received USD in exchange for your cryptocurrency then the cash you received is your proceeds. If you exchanged one cryptocurrency for another it will be the dollar value of the crypto you received.

Data source: Coinbase

These are taxable transactions incurring realized gains or losses where Coinbase all relevant data points.


Date Sold	Event	Amount	Proceeds	Cost Basis	Long Term	Short Term	Total Gains/Losses
04/15/2021	 Converted from XLM	19.9677071	\$12.96	\$10.01	None	\$2.94	\$2.94
Date Acquired (Tax Lots)							
	02/21/2021	4.0005681 XLM	\$2.60	\$2.00	None	\$0.59	
	02/21/2021	3.9892052 XLM	\$2.59	\$2.00	None	\$0.59	
	02/21/2021	3.9819142 XLM	\$2.58	\$2.00	None	\$0.58	
	02/21/2021	4.0024014 XLM	\$2.60	\$2.01	None	\$0.59	
	02/21/2021	3.9936182 XLM	\$2.59	\$2.00	None	\$0.59	
Date Sold	Event	Amount	Proceeds	Cost Basis	Long Term	Short Term	Total Gains/Losses
04/15/2021	 Converted from COMP	0.0196939	\$11.33	\$9.01	None	\$2.32	\$2.32
Date Acquired (Tax Lots)							
	02/21/2021	0.00659965 COMP	\$3.80	\$3.02	None	\$0.78	
	02/21/2021	0.00652898 COMP	\$3.76	\$2.99	None	\$0.76	
	02/21/2021	0.00656527 COMP	\$3.78	\$3.00	None	\$0.78	

Date Sold	Event	Amount	Proceeds	Cost Basis	Long Term	Short Term	Total Gains/Losses
04/15/2021	 Converted from CGLD	1.16751973	\$5.23	\$6.00	None	-\$0.78	-\$0.78
Date Acquired (Tax Lots)							
	02/21/2021	0.38930956 CGLD	\$1.74	\$2.00	None	-\$0.26	
	02/21/2021	0.3892035 CGLD	\$1.74	\$2.00	None	-\$0.26	
	02/21/2021	0.38900667 CGLD	\$1.74	\$2.00	None	-\$0.26	
Date Sold	Event	Amount	Proceeds	Cost Basis	Long Term	Short Term	Total Gains/Losses
04/15/2021	 Converted from NU	3.32558288	\$1.95	\$2.95	None	-\$1.00	-\$1.00
Date Acquired (Tax Lots)							
	02/21/2021	1.0989011 NU	\$0.64	\$0.98	None	-\$0.33	
	02/21/2021	1.1114816 NU	\$0.65	\$0.99	None	-\$0.34	
	02/21/2021	1.11520018 NU	\$0.65	\$0.99	None	-\$0.34	
Date Sold	Event	Amount	Proceeds	Cost Basis	Long Term	Short Term	Total Gains/Losses
04/16/2021	 Converted from GRT	0.97397143	\$2.01	\$2.01	None	\$0.00	\$0.00
Date Acquired (Tax Lots)							
	04/16/2021	0.48654698 GRT	\$1.00	\$1.00	None	\$0.00	
	04/16/2021	0.00320985 GRT	\$0.01	\$0.01	None	\$0.00	
	04/16/2021	0.4842146 GRT	\$1.00	\$1.00	None	\$0.00	

Date Sold	Event	Amount	Proceeds	Cost Basis	Long Term	Short Term	Total Gains/Losses
04/26/2021	 Converted from FORTH	0.08555558	\$3.00	\$3.01	None	-\$0.01	-\$0.01

Date Acquired (Tax Lots)

04/26/2021	0.02846327 FORTH	\$1.00	\$1.00	None	-\$0.00
04/26/2021	0.02865494 FORTH	\$1.00	\$1.01	None	-\$0.00
04/26/2021	0.02843737 FORTH	\$1.00	\$1.00	None	-\$0.00

Date Sold	Event	Amount	Proceeds	Cost Basis	Long Term	Short Term	Total Gains/Losses
04/28/2021	 Converted from GRT	0.4842146	\$0.74	\$0.99	None	-\$0.26	-\$0.26

Date Acquired (Tax Lots)

04/16/2021	0.4842146 GRT	\$0.74	\$0.99	None	-\$0.26
------------	---------------	--------	--------	------	---------