

IRS e-file Signature Authorization

▶ **ERO must obtain and retain completed Form 8879.**
▶ **Go to www.irs.gov/Form8879 for the latest information.**

Submission Identification Number (SID) ▶

Taxpayer's name SAKTHIBALAN BOOPATHY	Social security number 803-19-0883
Spouse's name RAMYA KALIYAMOORTHY	Spouse's social security number 893-18-0817

Part I Tax Return Information – Tax Year Ending December 31, 2021 (Enter year you are authorizing.)

Enter whole dollars only on lines 1 through 5.

Note: Form 1040-SS filers use line 4 only. Leave lines 1, 2, 3, and 5 blank.

1 Adjusted gross income	1	150,168.
2 Total tax	2	18,062.
3 Federal income tax withheld from Form(s) W-2 and Form(s) 1099	3	20,836.
4 Amount you want refunded to you	4	6,324.
5 Amount you owe	5	

Part II Taxpayer Declaration and Signature Authorization (Be sure you get and keep a copy of your return)

Under penalties of perjury, I declare that I have examined a copy of the income tax return (original or amended) I am now authorizing, and to the best of my knowledge and belief, it is true, correct, and complete. I further declare that the amounts in Part I above are the amounts from the income tax return (original or amended) I am now authorizing. I consent to allow my intermediate service provider, transmitter, or electronic return originator (ERO) to send my return to the IRS and to receive from the IRS (a) an acknowledgement of receipt or reason for rejection of the transmission, (b) the reason for any delay in processing the return or refund, and (c) the date of any refund. If applicable, I authorize the U.S. Treasury and its designated Financial Agent to initiate an ACH electronic funds withdrawal (direct debit) entry to the financial institution account indicated in the tax preparation software for payment of my federal taxes owed on this return and/or a payment of estimated tax, and the financial institution to debit the entry to this account. This authorization is to remain in full force and effect until I notify the U.S. Treasury Financial Agent to terminate the authorization. To revoke (cancel) a payment, I must contact the U.S. Treasury Financial Agent at **1-888-353-4537**. Payment cancellation requests must be received no later than 2 business days prior to the payment (settlement) date. I also authorize the financial institutions involved in the processing of the electronic payment of taxes to receive confidential information necessary to answer inquiries and resolve issues related to the payment. I further acknowledge that the personal identification number (PIN) below is my signature for the income tax return (original or amended) I am now authorizing and, if applicable, my Electronic Funds Withdrawal Consent.

Taxpayer's PIN: check one box only

I authorize GLOBAL TAXES LLC to enter or generate my PIN

9	0	8	8	3
---	---	---	---	---

 as my signature on the income tax return (original or amended) I am now authorizing.
ERO firm name **Enter five digits, but don't enter all zeros**

I will enter my PIN as my signature on the income tax return (original or amended) I am now authorizing. Check this box **only** if you are entering your own PIN **and** your return is filed using the Practitioner PIN method. The ERO must complete Part III below.

Your signature ▶ _____ Date ▶ _____

Spouse's PIN: check one box only

I authorize GLOBAL TAXES LLC to enter or generate my PIN

8	0	8	1	7
---	---	---	---	---

 as my signature on the income tax return (original or amended) I am now authorizing.
ERO firm name **Enter five digits, but don't enter all zeros**

I will enter my PIN as my signature on the income tax return (original or amended) I am now authorizing. Check this box **only** if you are entering your own PIN **and** your return is filed using the Practitioner PIN method. The ERO must complete Part III below.

Spouse's signature ▶ _____ Date ▶ _____

Practitioner PIN Method Returns Only—continue below

Part III Certification and Authentication – Practitioner PIN Method Only

ERO's EFIN/PIN. Enter your six-digit EFIN followed by your five-digit self-selected PIN.

5	8	7	2	7	8	6	1	9	8	9
---	---	---	---	---	---	---	---	---	---	---

Don't enter all zeros

I certify that the above numeric entry is my PIN, which is my signature for the electronic individual income tax return (original or amended) I am now authorized to file for tax year indicated above for the taxpayer(s) indicated above. I confirm that I am submitting this return in accordance with the requirements of the Practitioner PIN method and **Pub. 1345**, Handbook for Authorized IRS e-file Providers of Individual Income Tax Returns.

ERO's signature ▶ _____ Date ▶ _____

ERO Must Retain This Form – See Instructions
Don't Submit This Form to the IRS Unless Requested To Do So

Filing Status Single Married filing jointly Married filing separately (MFS) Head of household (HOH) Qualifying widow(er) (QW)
 Check only one box. If you checked the MFS box, enter the name of your spouse. If you checked the HOH or QW box, enter the child's name if the qualifying person is a child but not your dependent ▶

Your first name and middle initial SAKTHIBALAN		Last name BOOPATHY		Your social security number 803-19-0883	
If joint return, spouse's first name and middle initial RAMYA		Last name KALIYAMOORTHY		Spouse's social security number 893-18-0817	
Home address (number and street). If you have a P.O. box, see instructions. 212 COVINGTON TRL				Apt. no.	
City, town, or post office. If you have a foreign address, also complete spaces below. SUNPRAIRIE			State WI	ZIP code 53590	
Foreign country name		Foreign province/state/county		Foreign postal code	

Presidential Election Campaign
 Check here if you, or your spouse if filing jointly, want \$3 to go to this fund. Checking a box below will not change your tax or refund.
 You Spouse

At any time during 2021, did you receive, sell, exchange, or otherwise dispose of any financial interest in any virtual currency? Yes No

Standard Deduction **Someone can claim:** You as a dependent Your spouse as a dependent
 Spouse itemizes on a separate return or you were a dual-status alien

Age/Blindness **You:** Were born before January 2, 1957 Are blind **Spouse:** Was born before January 2, 1957 Is blind

Dependents (see instructions): If more than four dependents, see instructions and check here ▶ <input type="checkbox"/>	(1) First name Last name		(2) Social security number	(3) Relationship to you	(4) <input checked="" type="checkbox"/> if qualifies for (see instructions): Child tax credit Credit for other dependents	
		VARUN	SAKTHIBALAN	846-43-9200	Son	<input checked="" type="checkbox"/>
	ARJUN	SAKTHIBALAN	750-76-0465	Son	<input checked="" type="checkbox"/>	<input type="checkbox"/>
					<input type="checkbox"/>	<input type="checkbox"/>
					<input type="checkbox"/>	<input type="checkbox"/>

Attach Sch. B if required. Standard Deduction for— • Single or Married filing separately, \$12,550 • Married filing jointly or Qualifying widow(er), \$25,100 • Head of household, \$18,800 • If you checked any box under <i>Standard Deduction</i> , see instructions.	1	Wages, salaries, tips, etc. Attach Form(s) W-2		1	163,149.
	2a	Tax-exempt interest	2a	b Taxable interest	2b 1.
	3a	Qualified dividends	3a 286.	b Ordinary dividends	3b 286.
	4a	IRA distributions	4a	b Taxable amount	4b
	5a	Pensions and annuities	5a	b Taxable amount	5b
	6a	Social security benefits	6a	b Taxable amount	6b
	7	Capital gain or (loss). Attach Schedule D if required. If not required, check here ▶ <input type="checkbox"/>			7 -3,000.
	8	Other income from Schedule 1, line 10			8 -10,268.
	9	Add lines 1, 2b, 3b, 4b, 5b, 6b, 7, and 8. This is your total income ▶			9 150,168.
	10	Adjustments to income from Schedule 1, line 26			10
	11	Subtract line 10 from line 9. This is your adjusted gross income ▶			11 150,168.
	12a	Standard deduction or itemized deductions (from Schedule A)	12a 25,100.		
	b	Charitable contributions if you take the standard deduction (see instructions)	12b 600.		
	c	Add lines 12a and 12b			12c 25,700.
	13	Qualified business income deduction from Form 8995 or Form 8995-A			13
14	Add lines 12c and 13			14 25,700.	
15	Taxable income. Subtract line 14 from line 11. If zero or less, enter -0-			15 124,468.	

16	Tax (see instructions). Check if any from Form(s): 1 <input type="checkbox"/> 8814 2 <input type="checkbox"/> 4972 3 <input type="checkbox"/> _____	16	18,860.
17	Amount from Schedule 2, line 3	17	
18	Add lines 16 and 17	18	18,860.
19	Nonrefundable child tax credit or credit for other dependents from Schedule 8812	19	
20	Amount from Schedule 3, line 8	20	798.
21	Add lines 19 and 20	21	798.
22	Subtract line 21 from line 18. If zero or less, enter -0-	22	18,062.
23	Other taxes, including self-employment tax, from Schedule 2, line 21	23	0.
24	Add lines 22 and 23. This is your total tax	24	18,062.
25	Federal income tax withheld from:		
a	Form(s) W-2	25a	20,836.
b	Form(s) 1099	25b	
c	Other forms (see instructions)	25c	
d	Add lines 25a through 25c	25d	20,836.
26	2021 estimated tax payments and amount applied from 2020 return	26	
27a	Earned income credit (EIC) No	27a	
	Check here if you were born after January 1, 1998, and before January 2, 2004, and you satisfy all the other requirements for taxpayers who are at least age 18, to claim the EIC. See instructions <input type="checkbox"/>		
b	Nontaxable combat pay election	27b	
c	Prior year (2019) earned income	27c	
28	Refundable child tax credit or additional child tax credit from Schedule 8812	28	3,550.
29	American opportunity credit from Form 8863, line 8	29	
30	Recovery rebate credit. See instructions	30	
31	Amount from Schedule 3, line 15	31	
32	Add lines 27a and 28 through 31. These are your total other payments and refundable credits	32	3,550.
33	Add lines 25d, 26, and 32. These are your total payments	33	24,386.
Refund	34 If line 33 is more than line 24, subtract line 24 from line 33. This is the amount you overpaid	34	6,324.
	35a Amount of line 34 you want refunded to you . If Form 8888 is attached, check here <input type="checkbox"/>	35a	6,324.
Direct deposit? See instructions.	b Routing number 075000019 c Type: <input checked="" type="checkbox"/> Checking <input type="checkbox"/> Savings		
	d Account number 639951917		
	36 Amount of line 34 you want applied to your 2022 estimated tax	36	
Amount You Owe	37 Amount you owe . Subtract line 33 from line 24. For details on how to pay, see instructions	37	
	38 Estimated tax penalty (see instructions)	38	

If you have a qualifying child, attach Sch. EIC.

Third Party Designee Do you want to allow another person to discuss this return with the IRS? See instructions **Yes**. Complete below. **No**

Designee's name _____ Phone no. _____ Personal identification number (PIN) _____

Sign Here Under penalties of perjury, I declare that I have examined this return and accompanying schedules and statements, and to the best of my knowledge and belief, they are true, correct, and complete. Declaration of preparer (other than taxpayer) is based on all information of which preparer has any knowledge.

Your signature	Date	Your occupation	If the IRS sent you an Identity Protection PIN, enter it here (see inst.)
		SR BUSINESS ANALYST	_____
Spouse's signature. If a joint return, both must sign.	Date	Spouse's occupation	If the IRS sent your spouse an Identity Protection PIN, enter it here (see inst.)
		SOFTWARE ENGINEER	_____
Phone no. (425) 314-8246	Email address	RAMSAK@HOTMAIL.CO.UK	

Paid Preparer Use Only

Preparer's name	Preparer's signature	Date	PTIN	Check if: <input type="checkbox"/> Self-employed
SYAM PRIYA RAM SAGAR GUPTA TALLAM	SYAM PRIYA RAM SAGAR GUPTA TALLAM	02/17/2022	P02082703	
Firm's name	Firm's address			Phone no.
GLOBAL TAXES LLC	2530 Pebble Creek Ln Cumming GA 30041			(678) 965-9522
Firm's EIN				
				30-1017196

**SCHEDULE 1
(Form 1040)**

Department of the Treasury
Internal Revenue Service

Additional Income and Adjustments to Income

▶ Attach to Form 1040, 1040-SR, or 1040-NR.
▶ Go to www.irs.gov/Form1040 for instructions and the latest information.

OMB No. 1545-0074

2021
Attachment
Sequence No. **01**

Name(s) shown on Form 1040, 1040-SR, or 1040-NR
SAKTHIBALAN BOOPATHY & RAMYA KALIYAMOORTHY

Your social security number
803-19-0883

Part I Additional Income

1	Taxable refunds, credits, or offsets of state and local income taxes	1	
2a	Alimony received	2a	
b	Date of original divorce or separation agreement (see instructions) ▶ _____		
3	Business income or (loss). Attach Schedule C	3	
4	Other gains or (losses). Attach Form 4797	4	
5	Rental real estate, royalties, partnerships, S corporations, trusts, etc. Attach Schedule E	5	-10,270.
6	Farm income or (loss). Attach Schedule F	6	
7	Unemployment compensation	7	
8	Other income:		
a	Net operating loss	8a	()
b	Gambling income	8b	
c	Cancellation of debt	8c	
d	Foreign earned income exclusion from Form 2555	8d	()
e	Taxable Health Savings Account distribution	8e	
f	Alaska Permanent Fund dividends	8f	
g	Jury duty pay	8g	
h	Prizes and awards	8h	
i	Activity not engaged in for profit income	8i	
j	Stock options	8j	
k	Income from the rental of personal property if you engaged in the rental for profit but were not in the business of renting such property	8k	
l	Olympic and Paralympic medals and USOC prize money (see instructions)	8l	
m	Section 951(a) inclusion (see instructions)	8m	
n	Section 951A(a) inclusion (see instructions)	8n	
o	Section 461(l) excess business loss adjustment	8o	
p	Taxable distributions from an ABLE account (see instructions)	8p	
z	Other income. List type and amount ▶ _____		
	Substitute Payment from 1099-Misc 2.	8z	2.
9	Total other income. Add lines 8a through 8z	9	2.
10	Combine lines 1 through 7 and 9. Enter here and on Form 1040, 1040-SR, or 1040-NR, line 8	10	-10,268.

For Paperwork Reduction Act Notice, see your tax return instructions.

Schedule 1 (Form 1040) 2021

Part II Adjustments to Income

11	Educator expenses		11	
12	Certain business expenses of reservists, performing artists, and fee-basis government officials. Attach Form 2106		12	
13	Health savings account deduction. Attach Form 8889		13	
14	Moving expenses for members of the Armed Forces. Attach Form 3903		14	
15	Deductible part of self-employment tax. Attach Schedule SE		15	
16	Self-employed SEP, SIMPLE, and qualified plans		16	
17	Self-employed health insurance deduction		17	
18	Penalty on early withdrawal of savings		18	
19a	Alimony paid		19a	
b	Recipient's SSN	▶ _____		
c	Date of original divorce or separation agreement (see instructions) ▶ _____			
20	IRA deduction		20	
21	Student loan interest deduction		21	
22	Reserved for future use		22	
23	Archer MSA deduction		23	
24	Other adjustments:			
a	Jury duty pay (see instructions)	24a		
b	Deductible expenses related to income reported on line 8k from the rental of personal property engaged in for profit	24b		
c	Nontaxable amount of the value of Olympic and Paralympic medals and USOC prize money reported on line 8l	24c		
d	Reforestation amortization and expenses	24d		
e	Repayment of supplemental unemployment benefits under the Trade Act of 1974	24e		
f	Contributions to section 501(c)(18)(D) pension plans	24f		
g	Contributions by certain chaplains to section 403(b) plans	24g		
h	Attorney fees and court costs for actions involving certain unlawful discrimination claims (see instructions)	24h		
i	Attorney fees and court costs you paid in connection with an award from the IRS for information you provided that helped the IRS detect tax law violations	24i		
j	Housing deduction from Form 2555	24j		
k	Excess deductions of section 67(e) expenses from Schedule K-1 (Form 1041)	24k		
z	Other adjustments. List type and amount ▶ _____	24z		
25	Total other adjustments. Add lines 24a through 24z		25	
26	Add lines 11 through 23 and 25. These are your adjustments to income . Enter here and on Form 1040 or 1040-SR, line 10, or Form 1040-NR, line 10a		26	

**SCHEDULE 3
(Form 1040)**

Department of the Treasury
Internal Revenue Service

Additional Credits and Payments

▶ **Attach to Form 1040, 1040-SR, or 1040-NR.**
▶ **Go to www.irs.gov/Form1040 for instructions and the latest information.**

OMB No. 1545-0074

2021
Attachment
Sequence No. **03**

Name(s) shown on Form 1040, 1040-SR, or 1040-NR
SAKTHIBALAN BOOPATHY & RAMYA KALIYAMOORTHY

Your social security number
803-19-0883

Part I Nonrefundable Credits

1	Foreign tax credit. Attach Form 1116 if required	1	
2	Credit for child and dependent care expenses from Form 2441, line 11. Attach Form 2441	2	798.
3	Education credits from Form 8863, line 19	3	
4	Retirement savings contributions credit. Attach Form 8880	4	
5	Residential energy credits. Attach Form 5695	5	
6	Other nonrefundable credits:		
a	General business credit. Attach Form 3800	6a	
b	Credit for prior year minimum tax. Attach Form 8801	6b	
c	Adoption credit. Attach Form 8839	6c	
d	Credit for the elderly or disabled. Attach Schedule R	6d	
e	Alternative motor vehicle credit. Attach Form 8910	6e	
f	Qualified plug-in motor vehicle credit. Attach Form 8936	6f	
g	Mortgage interest credit. Attach Form 8396	6g	
h	District of Columbia first-time homebuyer credit. Attach Form 8859	6h	
i	Qualified electric vehicle credit. Attach Form 8834	6i	
j	Alternative fuel vehicle refueling property credit. Attach Form 8911	6j	
k	Credit to holders of tax credit bonds. Attach Form 8912	6k	
l	Amount on Form 8978, line 14. See instructions	6l	
z	Other nonrefundable credits. List type and amount ▶ _____	6z	
7	Total other nonrefundable credits. Add lines 6a through 6z	7	
8	Add lines 1 through 5 and 7. Enter here and on Form 1040, 1040-SR, or 1040-NR, line 20	8	798.

(continued on page 2)

Part II Other Payments and Refundable Credits

9	Net premium tax credit. Attach Form 8962		9	
10	Amount paid with request for extension to file (see instructions)		10	
11	Excess social security and tier 1 RRTA tax withheld		11	
12	Credit for federal tax on fuels. Attach Form 4136		12	
13	Other payments or refundable credits:			
a	Form 2439	13a		
b	Qualified sick and family leave credits from Schedule(s) H and Form(s) 7202 for leave taken before April 1, 2021	13b		
c	Health coverage tax credit from Form 8885	13c		
d	Credit for repayment of amounts included in income from earlier years	13d		
e	Reserved for future use	13e		
f	Deferred amount of net 965 tax liability (see instructions)	13f		
g	Credit for child and dependent care expenses from Form 2441, line 10. Attach Form 2441	13g		
h	Qualified sick and family leave credits from Schedule(s) H and Form(s) 7202 for leave taken after March 31, 2021	13h		
z	Other payments or refundable credits. List type and amount ► _____	13z		
14	Total other payments or refundable credits. Add lines 13a through 13z		14	
15	Add lines 9 through 12 and 14. Enter here and on Form 1040, 1040-SR, or 1040-NR, line 31		15	

SCHEDULE D
(Form 1040)

Capital Gains and Losses

OMB No. 1545-0074

2021

Attachment
Sequence No. **12**

Department of the Treasury
Internal Revenue Service (99)

▶ **Attach to Form 1040, 1040-SR, or 1040-NR.**
▶ **Go to www.irs.gov/ScheduleD for instructions and the latest information.**
▶ **Use Form 8949 to list your transactions for lines 1b, 2, 3, 8b, 9, and 10.**

Name(s) shown on return

SAKTHIBALAN BOOPATHY & RAMYA KALIYAMOORTHY

Your social security number

803-19-0883

Did you dispose of any investment(s) in a qualified opportunity fund during the tax year? **Yes** **No**

If "Yes," attach Form 8949 and see its instructions for additional requirements for reporting your gain or loss.

Part I Short-Term Capital Gains and Losses—Generally Assets Held One Year or Less (see instructions)

See instructions for how to figure the amounts to enter on the lines below.

This form may be easier to complete if you round off cents to whole dollars.

	(d) Proceeds (sales price)	(e) Cost (or other basis)	(g) Adjustments to gain or loss from Form(s) 8949, Part I, line 2, column (g)	(h) Gain or (loss) Subtract column (e) from column (d) and combine the result with column (g)
1a Totals for all short-term transactions reported on Form 1099-B for which basis was reported to the IRS and for which you have no adjustments (see instructions). However, if you choose to report all these transactions on Form 8949, leave this line blank and go to line 1b .				
1b Totals for all transactions reported on Form(s) 8949 with Box A checked	54,164.	58,750.		-4,586.
2 Totals for all transactions reported on Form(s) 8949 with Box B checked				
3 Totals for all transactions reported on Form(s) 8949 with Box C checked				
4 Short-term gain from Form 6252 and short-term gain or (loss) from Forms 4684, 6781, and 8824				4
5 Net short-term gain or (loss) from partnerships, S corporations, estates, and trusts from Schedule(s) K-1				5
6 Short-term capital loss carryover. Enter the amount, if any, from line 8 of your Capital Loss Carryover Worksheet in the instructions				6 (59,287.)
7 Net short-term capital gain or (loss). Combine lines 1a through 6 in column (h). If you have any long-term capital gains or losses, go to Part II below. Otherwise, go to Part III on the back				7 -63,873.

Part II Long-Term Capital Gains and Losses—Generally Assets Held More Than One Year (see instructions)

See instructions for how to figure the amounts to enter on the lines below.

This form may be easier to complete if you round off cents to whole dollars.

	(d) Proceeds (sales price)	(e) Cost (or other basis)	(g) Adjustments to gain or loss from Form(s) 8949, Part II, line 2, column (g)	(h) Gain or (loss) Subtract column (e) from column (d) and combine the result with column (g)
8a Totals for all long-term transactions reported on Form 1099-B for which basis was reported to the IRS and for which you have no adjustments (see instructions). However, if you choose to report all these transactions on Form 8949, leave this line blank and go to line 8b .				
8b Totals for all transactions reported on Form(s) 8949 with Box D checked				
9 Totals for all transactions reported on Form(s) 8949 with Box E checked				
10 Totals for all transactions reported on Form(s) 8949 with Box F checked				
11 Gain from Form 4797, Part I; long-term gain from Forms 2439 and 6252; and long-term gain or (loss) from Forms 4684, 6781, and 8824				11
12 Net long-term gain or (loss) from partnerships, S corporations, estates, and trusts from Schedule(s) K-1				12
13 Capital gain distributions. See the instructions				13
14 Long-term capital loss carryover. Enter the amount, if any, from line 13 of your Capital Loss Carryover Worksheet in the instructions				14 ()
15 Net long-term capital gain or (loss). Combine lines 8a through 14 in column (h). Then, go to Part III on the back				15

Part III Summary

<p>16 Combine lines 7 and 15 and enter the result</p> <ul style="list-style-type: none"> • If line 16 is a gain, enter the amount from line 16 on Form 1040, 1040-SR, or 1040-NR, line 7. Then, go to line 17 below. • If line 16 is a loss, skip lines 17 through 20 below. Then, go to line 21. Also be sure to complete line 22. • If line 16 is zero, skip lines 17 through 21 below and enter -0- on Form 1040, 1040-SR, or 1040-NR, line 7. Then, go to line 22. 	16	-63,873.
<p>17 Are lines 15 and 16 both gains?</p> <p><input type="checkbox"/> Yes. Go to line 18.</p> <p><input type="checkbox"/> No. Skip lines 18 through 21, and go to line 22.</p>		
<p>18 If you are required to complete the 28% Rate Gain Worksheet (see instructions), enter the amount, if any, from line 7 of that worksheet ▶</p>	18	
<p>19 If you are required to complete the Unrecaptured Section 1250 Gain Worksheet (see instructions), enter the amount, if any, from line 18 of that worksheet ▶</p>	19	
<p>20 Are lines 18 and 19 both zero or blank and are you not filing Form 4952?</p> <p><input type="checkbox"/> Yes. Complete the Qualified Dividends and Capital Gain Tax Worksheet in the instructions for Forms 1040 and 1040-SR, line 16. Don't complete lines 21 and 22 below.</p> <p><input type="checkbox"/> No. Complete the Schedule D Tax Worksheet in the instructions. Don't complete lines 21 and 22 below.</p>		
<p>21 If line 16 is a loss, enter here and on Form 1040, 1040-SR, or 1040-NR, line 7, the smaller of:</p> <ul style="list-style-type: none"> • The loss on line 16; or • (\$3,000), or if married filing separately, (\$1,500) } <p>Note: When figuring which amount is smaller, treat both amounts as positive numbers.</p>	21	(3,000.)
<p>22 Do you have qualified dividends on Form 1040, 1040-SR, or 1040-NR, line 3a?</p> <p><input checked="" type="checkbox"/> Yes. Complete the Qualified Dividends and Capital Gain Tax Worksheet in the instructions for Forms 1040 and 1040-SR, line 16.</p> <p><input type="checkbox"/> No. Complete the rest of Form 1040, 1040-SR, or 1040-NR.</p>		

Sales and Other Dispositions of Capital Assets

Department of the Treasury
Internal Revenue Service

► Go to www.irs.gov/Form8949 for instructions and the latest information.
► File with your Schedule D to list your transactions for lines 1b, 2, 3, 8b, 9, and 10 of Schedule D.

Name(s) shown on return

Social security number or taxpayer identification number

SAKTHIBALAN BOOPATHY & RAMYA KALIYAMOORTHY

803-19-0883

Before you check Box A, B, or C below, see whether you received any Form(s) 1099-B or substitute statement(s) from your broker. A substitute statement will have the same information as Form 1099-B. Either will show whether your basis (usually your cost) was reported to the IRS by your broker and may even tell you which box to check.

Part I Short-Term. Transactions involving capital assets you held 1 year or less are generally short-term (see instructions). For long-term transactions, see page 2.

Note: You may aggregate all short-term transactions reported on Form(s) 1099-B showing basis was reported to the IRS and for which no adjustments or codes are required. Enter the totals directly on Schedule D, line 1a; you aren't required to report these transactions on Form 8949 (see instructions).

You must check Box A, B, or C below. Check only one box. If more than one box applies for your short-term transactions, complete a separate Form 8949, page 1, for each applicable box. If you have more short-term transactions than will fit on this page for one or more of the boxes, complete as many forms with the same box checked as you need.

- (A)** Short-term transactions reported on Form(s) 1099-B showing basis was reported to the IRS (see **Note** above)
- (B)** Short-term transactions reported on Form(s) 1099-B showing basis **wasn't** reported to the IRS
- (C)** Short-term transactions not reported to you on Form 1099-B

1	(a) Description of property (Example: 100 sh. XYZ Co.)	(b) Date acquired (Mo., day, yr.)	(c) Date sold or disposed of (Mo., day, yr.)	(d) Proceeds (sales price) (see instructions)	(e) Cost or other basis. See the Note below and see <i>Column (e)</i> in the separate instructions	Adjustment, if any, to gain or loss. If you enter an amount in column (g), enter a code in column (f). See the separate instructions.		(h) Gain or (loss). Subtract column (e) from column (d) and combine the result with column (g)
						(f) Code(s) from instructions	(g) Amount of adjustment	
	ROBINHOOD SECURITIES LLC	01/01/21	12/31/21	54,164.	58,750.			-4,586.
2 Totals. Add the amounts in columns (d), (e), (g), and (h) (subtract negative amounts). Enter each total here and include on your Schedule D, line 1b (if Box A above is checked), line 2 (if Box B above is checked), or line 3 (if Box C above is checked) ►				54,164.	58,750.			-4,586.

Note: If you checked Box A above but the basis reported to the IRS was incorrect, enter in column (e) the basis as reported to the IRS, and enter an adjustment in column (g) to correct the basis. See *Column (g)* in the separate instructions for how to figure the amount of the adjustment.

**SCHEDULE E
(Form 1040)**

Supplemental Income and Loss

OMB No. 1545-0074

(From rental real estate, royalties, partnerships, S corporations, estates, trusts, REMICs, etc.)

2021

Department of the Treasury
Internal Revenue Service (99)

▶ Attach to Form 1040, 1040-SR, 1040-NR, or 1041.

Attachment
Sequence No. **13**

▶ Go to www.irs.gov/ScheduleE for instructions and the latest information.

Name(s) shown on return

Your social security number

SAKTHIBALAN BOOPATHY & RAMYA KALIYAMOORTHY

803-19-0883

Part I Income or Loss From Rental Real Estate and Royalties Note: If you are in the business of renting personal property, use Schedule C. See instructions. If you are an individual, report farm rental income or loss from Form 4835 on page 2, line 40.

A Did you make any payments in 2021 that would require you to file Form(s) 1099? See instructions Yes No

B If "Yes," did you or will you file required Form(s) 1099? Yes No

1a	Physical address of each property (street, city, state, ZIP code)				
A	46, PANDIYAN STREET CHEYYAR TAMILNADU IN 604407				
B					
C					
1b	Type of Property (from list below)	2 For each rental real estate property listed above, report the number of fair rental and personal use days. Check the QJV box only if you meet the requirements to file as a qualified joint venture. See instructions.	Fair Rental Days	Personal Use Days	QJV
A	3		365	0	<input type="checkbox"/>
B					<input type="checkbox"/>
C					<input type="checkbox"/>

Type of Property:

- 1 Single Family Residence 3 Vacation/Short-Term Rental 5 Land 7 Self-Rental
- 2 Multi-Family Residence 4 Commercial 6 Royalties 8 Other (describe)

Income:	Properties:	A	B	C
3 Rents received	3	500.		
4 Royalties received	4			

Expenses:

5 Advertising	5			
6 Auto and travel (see instructions)	6			
7 Cleaning and maintenance	7	1,450.		
8 Commissions.	8			
9 Insurance	9			
10 Legal and other professional fees	10			
11 Management fees	11	1,300.		
12 Mortgage interest paid to banks, etc. (see instructions)	12			
13 Other interest.	13			
14 Repairs.	14	3,110.		
15 Supplies	15	2,960.		
16 Taxes	16			
17 Utilities.	17	1,950.		
18 Depreciation expense or depletion	18			
19 Other (list) ▶	19			
20 Total expenses. Add lines 5 through 19	20	10,770.		

21 Subtract line 20 from line 3 (rents) and/or 4 (royalties). If result is a (loss), see instructions to find out if you must file Form 6198	21	-10,270.		
22 Deductible rental real estate loss after limitation, if any, on Form 8582 (see instructions)	22	(10,270.)	()	()

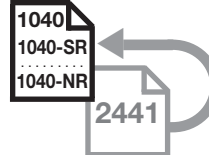
23a Total of all amounts reported on line 3 for all rental properties	23a	500.		
b Total of all amounts reported on line 4 for all royalty properties	23b			
c Total of all amounts reported on line 12 for all properties	23c			
d Total of all amounts reported on line 18 for all properties	23d			
e Total of all amounts reported on line 20 for all properties	23e	10,770.		

24 Income. Add positive amounts shown on line 21. Do not include any losses	24			
25 Losses. Add royalty losses from line 21 and rental real estate losses from line 22. Enter total losses here	25	(10,270.)		

26 Total rental real estate and royalty income or (loss). Combine lines 24 and 25. Enter the result here. If Parts II, III, IV, and line 40 on page 2 do not apply to you, also enter this amount on Schedule 1 (Form 1040), line 5. Otherwise, include this amount in the total on line 41 on page 2	26	-10,270.		
---	-----------	----------	--	--

For Paperwork Reduction Act Notice, see the separate instructions. NPA -10,270. Schedule E (Form 1040) 2021

Child and Dependent Care Expenses



Department of the Treasury
Internal Revenue Service (99)

▶ Attach to Form 1040, 1040-SR, or 1040-NR.
▶ Go to www.irs.gov/Form2441 for instructions and the latest information.

Name(s) shown on return

Your social security number

SAKTHIBALAN BOOPATHY & RAMYA KALIYAMOORTHY

803-19-0883

A You can't claim a credit for child and dependent care expenses if your filing status is married filing separately unless you meet the requirements listed in the instructions under "Married Persons Filing Separately." If you meet these requirements, check this box

B For 2021, your credit for child and dependent care expenses is refundable if you, or your spouse if married filing jointly, had a principal place of abode in the United States for more than half of 2021. If you meet these requirements, check this box

Part I Persons or Organizations Who Provided the Care—You must complete this part.

If you have more than three care providers, see the instructions and check this box

1	(a) Care provider's name	(b) Address (number, street, apt. no., city, state, and ZIP code)	(c) Identifying number (SSN or EIN)	(d) Check here if the care provider is your household employee. (see instructions)	(e) Amount paid (see instructions)
	7153-WI SUN PRAIRIE	2380 MONTANA AVE SUN PRAIRIE WI 53590	43-1243221	<input type="checkbox"/>	2,157.
				<input type="checkbox"/>	
				<input type="checkbox"/>	

Did you receive dependent care benefits?
 No → Complete only Part II below.
 Yes → Complete Part III on page 2 next.

Caution: If the care was provided in your home, you may owe employment taxes. For details, see the instructions for Schedule H (Form 1040). If you incurred care expenses in 2021 but didn't pay them until 2022, or if you prepaid in 2021 for care to be provided in 2022, don't include these expenses in column (c) of line 2 for 2021. See the instructions.

Part II Credit for Child and Dependent Care Expenses

2 Information about your **qualifying person(s)**. If you have more than three qualifying persons, see the instructions and check this box

(a) Qualifying person's name		(b) Qualifying person's social security number	(c) Qualified expenses you incurred and paid in 2021 for the person listed in column (a)
First	Last		
VARUN	SAKTHIBALAN	846-43-9200	2,157.

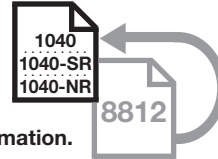
3	Add the amounts in column (c) of line 2. Don't enter more than \$8,000 if you had one qualifying person or \$16,000 if you had two or more persons. If you completed Part III, enter the amount from line 31	3	2,157.
4	Enter your earned income . See instructions	4	92,594.
5	If married filing jointly, enter your spouse's earned income (if you or your spouse was a student or was disabled, see the instructions); all others , enter the amount from line 4	5	70,555.
6	Enter the smallest of line 3, 4, or 5	6	2,157.
7	Enter the amount from Form 1040, 1040-SR, or 1040-NR, line 11	7	150,168.
8	Enter on line 8 the decimal amount shown below that applies to the amount on line 7. • If line 7 is \$125,000 or less, enter .50 on line 8. • If line 7 is over \$125,000 and no more than \$438,000, see the instructions for line 8 for the amount to enter. • If line 7 is over \$438,000, don't complete line 8. Enter zero on line 9a. You may be able to claim a credit on line 9b.	8	X .37
9a	Multiply line 6 by the decimal amount on line 8	9a	798.
9b	If you paid 2020 expenses in 2021, complete Worksheet A in the instructions. Enter the amount from line 13 of the worksheet here. Otherwise, go to line 10	9b	
10	Add lines 9a and 9b and enter the result. If you checked the box on line B above, this is your refundable credit for child and dependent care expenses ; enter the amount from this line on Schedule 3 (Form 1040), line 13g, and don't complete line 11. If you didn't check the box on line B above, go to line 11	10	798.
11	Nonrefundable credit for child and dependent care expenses. If you didn't check the box on line B above, your credit is nonrefundable and limited by the amount of your tax; see the instructions to figure the portion of line 10 that you can claim and enter that amount here and on Schedule 3 (Form 1040), line 2	11	798.

SCHEDULE 8812
(Form 1040)

Credits for Qualifying Children and Other Dependents

▶ Attach to Form 1040, 1040-SR, or 1040-NR.

▶ Go to www.irs.gov/Schedule8812 for instructions and the latest information.



OMB No. 1545-0074

2021

Attachment Sequence No. **47**

Department of the Treasury
Internal Revenue Service (99)

Name(s) shown on return

SAKTHIBALAN BOOPATHY & RAMYA KALIYAMOORTHY

Your social security number

803-19-0883

Part I-A Child Tax Credit and Credit for Other Dependents

1	Enter the amount from line 11 of your Form 1040, 1040-SR, or 1040-NR		1	150,168.
2a	Enter income from Puerto Rico that you excluded	2a		
b	Enter the amounts from lines 45 and 50 of your Form 2555	2b	0.	
c	Enter the amount from line 15 of your Form 4563	2c		
d	Add lines 2a through 2c	2d	0.	
3	Add lines 1 and 2d	3	150,168.	
4a	Number of qualifying children under age 18 with the required social security number	4a	2.	
b	Number of children included on line 4a who were under age 6 at the end of 2021	4b	2.	
c	Subtract line 4b from line 4a	4c	0.	
5	If line 4a is more than zero, enter the amount from the Line 5 Worksheet ; otherwise, enter -0-	5	7,150.	
6	Number of other dependents, including any qualifying children who are not under age 18 or who do not have the required social security number	6	0.	
Caution: Do not include yourself, your spouse, or anyone who is not a U.S. citizen, U.S. national, or U.S. resident alien. Also, do not include anyone you included on line 4a.				
7	Multiply line 6 by \$500	7		
8	Add lines 5 and 7	8	7,150.	
9	Enter the amount shown below for your filing status. • Married filing jointly—\$400,000 } • All other filing statuses—\$200,000 }	9	400,000.	
10	Subtract line 9 from line 3. • If zero or less, enter -0-. • If more than zero and not a multiple of \$1,000, enter the next multiple of \$1,000. For example, if the result is \$425, enter \$1,000; if the result is \$1,025, enter \$2,000, etc. }	10	0.	
11	Multiply line 10 by 5% (0.05)	11	0.	
12	Subtract line 11 from line 8. If zero or less, enter -0-	12	7,150.	
13	Check all the boxes that apply to you (or your spouse if married filing jointly). A Check here if you (or your spouse if married filing jointly) had a principal place of abode in the United States for more than half of 2021 <input checked="" type="checkbox"/> B Check here if you (or your spouse if married filing jointly) were a bona fide resident of Puerto Rico for 2021 <input type="checkbox"/>			

Part I-B Filers Who Check a Box on Line 13

Caution: If you did not check a box on line 13, do not complete Part I-B; instead, skip to Part I-C.

14a	Enter the smaller of line 7 or line 12	14a	0.
b	Subtract line 14a from line 12	14b	7,150.
c	If line 14a is zero, enter -0-; otherwise, enter the amount from the Credit Limit Worksheet A	14c	0.
d	Enter the smaller of line 14a or line 14c	14d	0.
e	Add lines 14b and 14d	14e	7,150.
f	Enter the aggregate amount of advance child tax credit payments you (and your spouse if filing jointly) received for 2021. See your Letter(s) 6419 for the amounts to include on this line. If you are missing Letter 6419, see the instructions before entering an amount on this line. If you didn't receive any advance child tax credit payments for 2021, enter -0- Caution: If the amount on this line doesn't match the aggregate amounts reported to you (and your spouse if filing jointly) on your Letter(s) 6419, the processing of your return will be delayed.	14f	3,600.
g	Subtract line 14f from line 14e. If zero or less, enter -0- on lines 14g through 14i and go to Part III	14g	3,550.
h	Enter the smaller of line 14d or line 14g. This is your credit for other dependents. Enter this amount on line 19 of your Form 1040, 1040-SR, or 1040-NR	14h	0.
i	Subtract line 14h from line 14g. This is your refundable child tax credit. Enter this amount on line 28 of your Form 1040, 1040-SR, or 1040-NR	14i	3,550.

Part I-C Filers Who Do Not Check a Box on Line 13

Caution: If you checked a box on line 13, do not complete Part I-C.

15a	Enter the amount from the Credit Limit Worksheet A	15a	
b	Enter the smaller of line 12 or line 15a	15b	
	Additional child tax credit. Complete Parts II-A through II-C if you meet each of the following items.		
	1. You are not filing Form 2555.		
	2. Line 4a is more than zero.		
	3. Line 12 is more than line 15a.		
c	If you completed Parts II-A through II-C, enter the amount from line 27; otherwise, enter -0-	15c	
d	Add lines 15b and 15c	15d	
e	Enter the aggregate amount of advance child tax credit payments you (and your spouse if filing jointly) received for 2021. See your Letter(s) 6419 for the amounts to include on this line. If you are missing Letter 6419, see the instructions before entering an amount on this line. If you didn't receive any advance child tax credit payments for 2021, enter -0-	15e	
	Caution: If the amount on this line doesn't match the aggregate amounts reported to you (and your spouse if filing jointly) on your Letter(s) 6419, the processing of your return will be delayed.		
f	Subtract line 15e from line 15d. If zero or less, enter -0- on lines 15f through 15h and go to Part III	15f	
g	Enter the smaller of line 15b or line 15f. This is your nonrefundable child tax credit and credit for other dependents. Enter this amount on line 19 of your Form 1040, 1040-SR, or 1040-NR.	15g	
h	Subtract line 15g from line 15f. This is your additional child tax credit. Enter this amount on line 28 of your Form 1040, 1040-SR, or 1040-NR	15h	

Part II-A Additional Child Tax Credit (use only if completing Part I-C)

Caution: If you file Form 2555, do not complete Parts II-A through II-C; you cannot claim the additional child tax credit.

Caution: If you checked a box on line 13, do not complete Parts II-A through II-C; you cannot claim the additional child tax credit.

16a	Subtract line 15b from line 12. If zero, skip Parts II-A and II-B and enter -0- on line 27	16a	
b	Number of qualifying children under 18 with the required social security number: _____ x \$1,400. Enter the result. If zero, skip Parts II-A and II-B and enter -0- on line 27	16b	
	TIP: The number of children you use for this line is the same as the number of children you used for line 4a.		
17	Enter the smaller of line 16a or line 16b	17	
18a	Earned income (see instructions)	18a	
b	Nontaxable combat pay (see instructions)	18b	
19	Is the amount on line 18a more than \$2,500? <input type="checkbox"/> No. Leave line 19 blank and enter -0- on line 20. <input type="checkbox"/> Yes. Subtract \$2,500 from the amount on line 18a. Enter the result	19	
20	Multiply the amount on line 19 by 15% (0.15) and enter the result	20	
	Next. On line 16b, is the amount \$4,200 or more? <input type="checkbox"/> No. If line 20 is zero, enter -0- on line 15c. Otherwise, skip Part II-B and enter the smaller of line 17 or line 20 on line 27. <input type="checkbox"/> Yes. If line 20 is equal to or more than line 17, skip Part II-B and enter the amount from line 17 on line 27. Otherwise, go to line 21.		

Part II-B Certain Filers Who Have Three or More Qualifying Children

21	Withheld social security, Medicare, and Additional Medicare taxes from Form(s) W-2, boxes 4 and 6. If married filing jointly, include your spouse's amounts with yours. If your employer withheld or you paid Additional Medicare Tax or tier 1 RRTA taxes, see instructions	21	
22	Enter the total of the amounts from Schedule 1 (Form 1040), line 15; Schedule 2 (Form 1040), line 5; Schedule 2 (Form 1040), line 6; and Schedule 2 (Form 1040), line 13	22	
23	Add lines 21 and 22	23	
24	1040 and 1040-SR filers: Enter the total of the amounts from Form 1040 or 1040-SR, line 27a, and Schedule 3 (Form 1040), line 11. } 1040-NR filers: Enter the amount from Schedule 3 (Form 1040), line 11. }	24	
25	Subtract line 24 from line 23. If zero or less, enter -0-	25	
26	Enter the larger of line 20 or line 25	26	
	Next, enter the smaller of line 17 or line 26 on line 27.		

Part II-C Additional Child Tax Credit

27	Enter this amount on line 15c	27	
-----------	---	-----------	--

Part III Additional Tax (use only if line 14g or line 15f, whichever applies, is zero)

28a	Enter the amount from line 14f or line 15e, whichever applies	28a	
b	Enter the amount from line 14e or line 15d, whichever applies	28b	
29	Excess advance child tax credit payments. Subtract line 28b from line 28a. If zero, stop; you do not owe the additional tax	29	
30	Enter the number of qualifying children taken into account in determining the annual advance amount you received for 2021. See your Letter 6419 for this number. If you are missing your Letter 6419, you are filing a joint return, or you received more than one Letter 6419, see the instructions before entering a number on this line Caution: If the amount on this line doesn't match the number of qualifying children reported to you (and your spouse if filing jointly) on your Letter(s) 6419, the processing of your return will be delayed.	30	
31	Enter the smaller of line 4a or line 30	31	
32	Subtract line 31 from line 30. If zero, skip to line 40 and enter the amount from line 29; otherwise, continue to line 33	32	
33	Enter the amount shown below for your filing status. <ul style="list-style-type: none"> • Married filing jointly or Qualifying widow(er)—\$60,000 • Head of household—\$50,000 • All other filing statuses—\$40,000 	33	
34	Subtract line 33 from line 3. If zero or less, enter -0-	34	
35	Enter the amount from line 33	35	
36	Divide line 34 by line 35. Enter the result as a decimal (rounded to at least three places). If the result is 1.000 or more, enter 1.000	36	
37	Multiply line 32 by \$2,000	37	
38	Multiply line 37 by line 36	38	
39	Subtract line 38 from line 37	39	
40	Subtract line 39 from line 29. If zero or less, enter -0-. This is your additional tax. If more than zero, enter this amount on Schedule 2 (Form 1040), line 19	40	

Health Savings Accounts (HSAs)

Department of the Treasury
Internal Revenue Service

▶ **Attach to Form 1040, 1040-SR, or 1040-NR.**
▶ **Go to www.irs.gov/Form8889 for instructions and the latest information.**

2021
Attachment
Sequence No. **52**

Name(s) shown on Form 1040, 1040-SR, or 1040-NR
SAKTHIBALAN BOOPATHY

Social security number of HSA beneficiary. If both spouses have HSAs, see instructions ▶ **803-19-0883**

Before you begin: Complete Form 8853, Archer MSAs and Long-Term Care Insurance Contracts, if required.

Part I HSA Contributions and Deduction. See the instructions before completing this part. If you are filing jointly and both you and your spouse each have separate HSAs, complete a separate Part I for each spouse.

1	Check the box to indicate your coverage under a high-deductible health plan (HDHP) during 2021. See instructions ▶	<input type="checkbox"/> Self-only	<input checked="" type="checkbox"/> Family
2	HSA contributions you made for 2021 (or those made on your behalf), including those made from January 1, 2022, through April 15, 2022, that were for 2021. Do not include employer contributions, contributions through a cafeteria plan, or rollovers. See instructions	2	0.
3	If you were under age 55 at the end of 2021 and, on the first day of every month during 2021, you were, or were considered, an eligible individual with the same coverage, enter \$3,600 (\$7,200 for family coverage). All others , see the instructions for the amount to enter	3	7,200.
4	Enter the amount you and your employer contributed to your Archer MSAs for 2021 from Form 8853, lines 1 and 2. If you or your spouse had family coverage under an HDHP at any time during 2021, also include any amount contributed to your spouse's Archer MSAs	4	0.
5	Subtract line 4 from line 3. If zero or less, enter -0-	5	7,200.
6	Enter the amount from line 5. But if you and your spouse each have separate HSAs and had family coverage under an HDHP at any time during 2021, see the instructions for the amount to enter	6	7,200.
7	If you were age 55 or older at the end of 2021, married, and you or your spouse had family coverage under an HDHP at any time during 2021, enter your additional contribution amount. See instructions	7	
8	Add lines 6 and 7	8	7,200.
9	Employer contributions made to your HSAs for 2021	9	7,200.
10	Qualified HSA funding distributions	10	
11	Add lines 9 and 10	11	7,200.
12	Subtract line 11 from line 8. If zero or less, enter -0-	12	0.
13	HSA deduction. Enter the smaller of line 2 or line 12 here and on Schedule 1 (Form 1040), Part II, line 13 Caution: If line 2 is more than line 13, you may have to pay an additional tax. See instructions.	13	0.

Part II HSA Distributions. If you are filing jointly and both you and your spouse each have separate HSAs, complete a separate Part II for each spouse.

14a	Total distributions you received in 2021 from all HSAs (see instructions)	14a	
b	Distributions included on line 14a that you rolled over to another HSA. Also include any excess contributions (and the earnings on those excess contributions) included on line 14a that were withdrawn by the due date of your return. See instructions	14b	
c	Subtract line 14b from line 14a	14c	
15	Qualified medical expenses paid using HSA distributions (see instructions)	15	
16	Taxable HSA distributions. Subtract line 15 from line 14c. If zero or less, enter -0-. Also, include this amount in the total on Schedule 1 (Form 1040), Part I, line 8e	16	
17a	If any of the distributions included on line 16 meet any of the Exceptions to the Additional 20% Tax (see instructions), check here ▶ <input type="checkbox"/>		
b	Additional 20% tax (see instructions). Enter 20% (0.20) of the distributions included on line 16 that are subject to the additional 20% tax. Also, include this amount in the total on Schedule 2 (Form 1040), Part II, line 17c	17b	

Part III Income and Additional Tax for Failure To Maintain HDHP Coverage. See the instructions before completing this part. If you are filing jointly and both you and your spouse each have separate HSAs, complete a separate Part III for each spouse.

18	Last-month rule	18	
19	Qualified HSA funding distribution	19	
20	Total income. Add lines 18 and 19. Include this amount on Schedule 1 (Form 1040), Part I, line 8z, and enter "HSA" and the amount on the dotted line	20	
21	Additional tax. Multiply line 20 by 10% (0.10). Include this amount in the total on Schedule 2 (Form 1040), Part II, line 17d	21	

Paid Preparer's Due Diligence Checklist

Earned Income Credit (EIC), American Opportunity Tax Credit (AOTC),
Child Tax Credit (CTC) (including the Additional Child Tax Credit (ACTC) and
Credit for Other Dependents (ODC)), and Head of Household (HOH) Filing Status

▶ To be completed by preparer and filed with Form 1040, 1040-SR, 1040-NR, 1040-PR, or 1040-SS.
▶ Go to www.irs.gov/Form8867 for instructions and the latest information.

OMB No. 1545-0074

Attachment
Sequence No. **70**

Taxpayer name(s) shown on return SAKTHIBALAN BOOPATHY & RAMYA KALIYAMOORTHY	Taxpayer identification number 803-19-0883
Enter preparer's name and PTIN SYAM PRIYA RAM SAGAR GUPTA TALLAM	P02082703

Part I Due Diligence Requirements

Please check the appropriate box for the credit(s) and/or HOH filing status claimed on the return and complete the related Parts I-V for the benefit(s) claimed (check all that apply). EIC CTC/ACTC/ODC AOTC HOH

	Yes	No	N/A
1 Did you complete the return based on information for the applicable tax year provided by the taxpayer or reasonably obtained by you? (See instructions if relying on prior year earned income.)	<input checked="" type="checkbox"/>	<input type="checkbox"/>	
2 If credits are claimed on the return, did you complete the applicable EIC and/or CTC/ACTC/ODC worksheets found in the Form 1040, 1040-SR, 1040-NR, 1040-PR, 1040-SS, or Schedule 8812 (Form 1040) instructions, and/or the AOTC worksheet found in the Form 8863 instructions, or your own worksheet(s) that provides the same information, and all related forms and schedules for each credit claimed?	<input checked="" type="checkbox"/>	<input type="checkbox"/>	<input type="checkbox"/>
3 Did you satisfy the knowledge requirement? To meet the knowledge requirement, you must do both of the following. • Interview the taxpayer, ask questions, and contemporaneously document the taxpayer's responses to determine that the taxpayer is eligible to claim the credit(s) and/or HOH filing status. • Review information to determine that the taxpayer is eligible to claim the credit(s) and/or HOH filing status and to figure the amount(s) of any credit(s)	<input checked="" type="checkbox"/>	<input type="checkbox"/>	
4 Did any information provided by the taxpayer or a third party for use in preparing the return, or information reasonably known to you, appear to be incorrect, incomplete, or inconsistent? (If "Yes," answer questions 4a and 4b. If "No," go to question 5.)	<input type="checkbox"/>	<input checked="" type="checkbox"/>	
a Did you make reasonable inquiries to determine the correct, complete, and consistent information?	<input type="checkbox"/>	<input type="checkbox"/>	
b Did you contemporaneously document your inquiries? (Documentation should include the questions you asked, whom you asked, when you asked, the information that was provided, and the impact the information had on your preparation of the return.)	<input type="checkbox"/>	<input type="checkbox"/>	
5 Did you satisfy the record retention requirement? To meet the record retention requirement, you must keep a copy of your documentation referenced in question 4b, a copy of this Form 8867, a copy of any applicable worksheet(s), a record of how, when, and from whom the information used to prepare Form 8867 and any applicable worksheet(s) was obtained, and a copy of any document(s) provided by the taxpayer that you relied on to determine eligibility for the credit(s) and/or HOH filing status or to figure the amount(s) of the credit(s)	<input checked="" type="checkbox"/>	<input type="checkbox"/>	
List those documents provided by the taxpayer, if any, that you relied on: _____ _____ _____			
6 Did you ask the taxpayer whether he/she could provide documentation to substantiate eligibility for the credit(s) and/or HOH filing status and the amount(s) of any credit(s) claimed on the return if his/her return is selected for audit?	<input checked="" type="checkbox"/>	<input type="checkbox"/>	
7 Did you ask the taxpayer if any of these credits were disallowed or reduced in a previous year? (If credits were disallowed or reduced, go to question 7a; if not, go to question 8.)	<input checked="" type="checkbox"/>	<input type="checkbox"/>	<input type="checkbox"/>
a Did you complete the required recertification Form 8862?	<input type="checkbox"/>	<input type="checkbox"/>	<input type="checkbox"/>
8 If the taxpayer is reporting self-employment income, did you ask questions to prepare a complete and correct Schedule C (Form 1040)?	<input type="checkbox"/>	<input type="checkbox"/>	<input type="checkbox"/>

Part II Due Diligence Questions for Returns Claiming EIC (If the return does not claim EIC, go to Part III.)

	Yes	No	N/A
9a Have you determined that the taxpayer is eligible to claim the EIC for the number of qualifying children claimed, or is eligible to claim the EIC without a qualifying child? (If the taxpayer is claiming the EIC and does not have a qualifying child, go to question 10.)	<input type="checkbox"/>	<input type="checkbox"/>	
b Did you ask the taxpayer if the child lived with the taxpayer for over half of the year, even if the taxpayer has supported the child the entire year?	<input type="checkbox"/>	<input type="checkbox"/>	
c Did you explain to the taxpayer the rules about claiming the EIC when a child is the qualifying child of more than one person (tiebreaker rules)?	<input type="checkbox"/>	<input type="checkbox"/>	<input type="checkbox"/>

Part III Due Diligence Questions for Returns Claiming CTC/ACTC/ODC (If the return does not claim CTC, ACTC, or ODC, go to Part IV.)

	Yes	No	N/A
10 Have you determined that each qualifying person for the CTC/ACTC/ODC is the taxpayer's dependent who is a citizen, national, or resident of the United States?	<input checked="" type="checkbox"/>	<input type="checkbox"/>	
11 Did you explain to the taxpayer that he/she may not claim the CTC/ACTC if the child has not lived with the taxpayer for over half of the year, even if the taxpayer has supported the child, unless the child's custodial parent has released a claim to exemption for the child?	<input checked="" type="checkbox"/>	<input type="checkbox"/>	<input type="checkbox"/>
12 Did you explain to the taxpayer the rules about claiming the CTC/ACTC/ODC for a child of divorced or separated parents (or parents who live apart), including any requirement to attach a Form 8332 or similar statement to the return?	<input checked="" type="checkbox"/>	<input type="checkbox"/>	<input type="checkbox"/>

Part IV Due Diligence Questions for Returns Claiming AOTC (If the return does not claim AOTC, go to Part V.)

	Yes	No
13 Did the taxpayer provide substantiation for the credit, such as a Form 1098-T and/or receipts for the qualified tuition and related expenses for the claimed AOTC?	<input type="checkbox"/>	<input type="checkbox"/>

Part V Due Diligence Questions for Claiming HOH (If the return does not claim HOH filing status, go to Part VI.)

	Yes	No
14 Have you determined that the taxpayer was unmarried or considered unmarried on the last day of the tax year and provided more than half of the cost of keeping up a home for the year for a qualifying person?	<input type="checkbox"/>	<input type="checkbox"/>

Part VI Eligibility Certification

- ▶ **You will have complied with all due diligence requirements for claiming the applicable credit(s) and/or HOH filing status on the return of the taxpayer identified above if you:**
 - A. Interview the taxpayer, ask adequate questions, contemporaneously document the taxpayer's responses on the return or in your notes, review adequate information to determine if the taxpayer is eligible to claim the credit(s) and/or HOH filing status and to figure the amount(s) of the credit(s);
 - B. Complete this Form 8867 truthfully and accurately and complete the actions described in this checklist for any applicable credit(s) claimed and HOH filing status, if claimed;
 - C. Submit Form 8867 in the manner required; **and**
 - D. Keep all five of the following records for 3 years from the latest of the dates specified in the Form 8867 instructions under *Document Retention*.
 1. A copy of this Form 8867.
 2. The applicable worksheet(s) or your own worksheet(s) for any credit(s) claimed.
 3. Copies of any documents provided by the taxpayer on which you relied to determine the taxpayer's eligibility for the credit(s) and/or HOH filing status and to figure the amount(s) of the credit(s).
 4. A record of how, when, and from whom the information used to prepare this form and the applicable worksheet(s) was obtained.
 5. A record of any additional information you relied upon, including questions you asked and the taxpayer's responses, to determine the taxpayer's eligibility for the credit(s) and/or HOH filing status and to figure the amount(s) of the credit(s).

▶ **If you have not complied with all due diligence requirements, you may have to pay a penalty for each failure to comply related to a claim of an applicable credit or HOH filing status (see instructions for more information).**

	Yes	No
15 Do you certify that all of the answers on this Form 8867 are, to the best of your knowledge, true, correct, and complete?	<input checked="" type="checkbox"/>	<input type="checkbox"/>

For the year Jan. 1-Dec. 31, 2021, or other tax year

beginning _____, 2021 ending _____, 20____.

Note

Check here if an amended return

DO NOT STAPLE

See page 5 before assembling return

Your legal last name BOOPATHY	Legal first name SAKTHIBALAN	M.I.	Your social security number 803190883
If a joint return, spouse's legal last name KALIYAMOORTHY	Spouse's legal first name RAMYA	M.I.	Spouse's social security number 893180817
Home address (number and street). If you have a PO Box, see page 11. 212 COVINGTON TRL		Apt. no.	Tax district Check below then fill in either the name of the city, village, or town and the county in which you lived at the end of 2021. <input checked="" type="checkbox"/> City <input type="checkbox"/> Village <input type="checkbox"/> Town City, village, or town SUN PRAIRIE County of DANE School district number See page 43 5656
City or post office SUNPRAIRIE	State WI	Zip code 53590	
Filing status Check <input checked="" type="checkbox"/> below <input type="checkbox"/> Single <input checked="" type="checkbox"/> Married filing joint return <input type="checkbox"/> Married filing separate return. Fill in spouse's SSN above and full name here <input type="checkbox"/> Head of household, NOT married (see page 12). <input type="checkbox"/> Head of household, married (see page 12).			Special conditions <input type="checkbox"/> <input type="checkbox"/> Form 804 filed with return (see page 9)
Legal last name _____ Legal first name _____ M.I. _____ If married, fill in spouse's SSN above and full name here _____			

Use BLACK Ink ● **Print numbers like this** → 0 1 2 3 4 5 6 7 8 9 **Not like this** → Ø 1 4 7 ● **NO COMMAS; NO CENTS**

1	Federal adjusted gross income (see page 12)	1	150168.00
	Form W-2 wages included in line 1	▶	163149.00
2	Total additions to income from Schedule AD, line 33. Enclose Schedule AD (see page 13)	2	2500.00
3	Add lines 1 and 2	3	152668.00
4	Total subtractions from income from Schedule SB, line 51. Enclose Schedule SB (see page 13) Enter as a positive number	4	2157.00
5	Subtract line 4 from line 3. This is your Wisconsin income	5	150511.00
6	Standard deduction. See table on page 34, OR ▼ If someone else can claim you (or your spouse) as a dependent, see page 14 and check here <input type="checkbox"/>	6	0.00
7	Subtract line 6 from line 5. If line 6 is larger than line 5, fill in 0	7	150511.00
8	Exemptions (Caution: See page 14)		
	a Fill in exemptions allowed 4 x \$700 ... 8a 2800.00		
	b Check if 65 or older <input type="checkbox"/> You + <input type="checkbox"/> Spouse = _____ x \$250 ... 8b _____ .00		
	c Add lines 8a and 8b	8c	2800.00
9	Subtract line 8c from line 7. If line 8c is larger than line 7, fill in 0. This is taxable income	9	147711.00
10	Tax (see table on page 36)	10	7439.00

PAPER CLIP payment here



NO COMMAS; NO CENTS

11	Itemized deduction credit. Enclose Schedule 1, page 4	11	_____	.00	353
12	School property tax credit				
	a Rent paid in 2021 – heat included _____		.00	} Find credit from table page 17.	12a _____
	Rent paid in 2021 – heat not included _____		.00		
	b Property taxes paid on home in 2021 _____		.00	Find credit from table page 19	12b _____
13	Working families tax credit (see page 19)	13	_____	0	.00
14	Married couple credit. Enclose Schedule 2, page 4	14	_____	480	.00
15	Nonrefundable credits from line 34 of Schedule CR	15	_____	.00	
16	Net income tax paid to another state. Enclose Schedule OS	16	_____	.00	
17	Add lines 11 through 16	17	_____		833 .00
18	Subtract line 17 from line 10. If line 17 is larger than line 10, fill in 0. This is your net tax.	18	_____		6606 .00
19	Sales and use tax due on internet, mail order, or other out-of-state purchases (see page 22)	19	_____		.00
	If you certify that no sales or use tax is due, check here				<input checked="" type="checkbox"/> X
20	Donations (decreases refund or increases amount owed)				
	a Endangered resources _____		.00	e Military family relief00
	b Cancer research00	f Second Harvest/Feeding Amer. _____	.00
	c Veterans trust fund00	g Red Cross WI Disaster Relief _____	.00
	d Multiple sclerosis00	h Special Olympics Wisconsin _____	.00
				Total (add lines a through h)	20i _____
21	Penalties on IRAs, retirement plans, MSAs, etc. (see page 23)00	x .33 =	21 _____
22	Other penalties (see page 24)	22	_____		.00
23	Add lines 18, 19, 20i, 21 and 22	23	_____		6606 .00
24	Wisconsin tax withheld. Enclose withholding statements	24	_____	9572	.00
25	2021 estimated tax payments and amount applied from 2020 return	25	_____	.00	
26	Earned income credit. Number of qualifying children				
	Federal credit00	x _____ % =	26 _____
27	Farmland preservation credit. a Schedule FC, line 17	27a	_____	.00	
	b Schedule FC-A, line 13	27b	_____	.00	
28	Repayment credit (see page 26)	28	_____	.00	

NOTE: You must use your 2021 earned income (see page 25).

Name(s) shown on Form 1		Your social security number	
SAKTHIBALAN BOOPATHY & RAMYA KALIYAMOORTHY		803190883	
NO COMMAS; NO CENTS			
29	Homestead credit. Enclose Schedule H or H-EZ	29	<u> </u> .00
30	Eligible veterans and surviving spouses property tax credit . .	30	<u> </u> .00
31	Refundable credits from Schedule CR, line 40. Enclose Schedule CR	31	<u> </u> .00
32	AMENDED RETURN ONLY—Amounts previously paid (see page 29)	32	<u> </u> .00
33	Add lines 24 through 32	33	<u> </u> 9572 .00
34	AMENDED RETURN ONLY—Amounts previously refunded (see page 30)	34	<u> </u> .00
35	Subtract line 34 from line 33	35	<u> </u> 9572 .00
36	If line 35 is larger than line 23, subtract line 23 from line 35. This is the AMOUNT YOU OVERPAID	36	<u> </u> 2966 .00
37	Amount of line 36 you want REFUNDED TO YOU	37	<u> </u> 2966 .00
38	Amount of line 36 you want APPLIED TO YOUR 2022 ESTIMATED TAX	38	<u> </u> 0 .00
39a	If line 35 is smaller than line 23, subtract line 35 from line 23. This is the AMOUNT YOU OWE . Paper clip payment to front of return	39a	<u> </u> .00
39b	Interest (see page 30)	39b	<u> </u> .00
40	Underpayment interest. Fill in exception code-See Sch. U <u> </u> Also include on line 39a (see page 31)	40	<u> </u> .00

Third Party Designee Do you want to allow another person to discuss this return with the department (see page 32)? **Yes** Complete the following. **No**

Designee's name ▶ Phone no. ▶ Personal identification number (PIN) ▶

--	--	--	--	--	--

Paper clip copies of your federal income tax return and schedules to this return. Assemble your return (pages 1-4) and withholding statements in the order listed on page 5.

Sign here

▼ *Under penalties of law, I declare that this return and all attachments are true, correct, and complete to the best of my knowledge and belief.*

Your signature	Date	Daytime Phone	Wisconsin Identity Protection PIN (7 characters)
		4253148246	
Spouse's signature (if filing jointly, BOTH must sign)	Date	Daytime Phone	Wisconsin Identity Protection PIN (7 characters)

I-010ai

Mail your return to: Wisconsin Department of Revenue
 If tax due.....PO Box 268, Madison WI 53790-0001
 If refund or no tax due.....PO Box 59, Madison WI 53785-0001
 If homestead credit claimed.....PO Box 34, Madison WI 53786-0001

Do Not Submit Photocopies



Schedule 1 – Itemized Deduction Credit (see page 15)

1	Medical and dental expenses from federal Schedule A (Form 1040). See instructions for exceptions.	1	_____	.00
2	Interest paid from federal Schedule A (Form 1040). Do not include interest paid to purchase a second home located outside Wisconsin or a residence which is a boat. Also, do not include interest paid to purchase or hold U.S. government securities and interest from a tax-option (S) corporation if claimed as a subtraction	2	_____	6 458 .00
3	Gifts to charity from federal Schedule A (Form 1040). See instructions for exceptions	3	_____	600 .00
4	Casualty losses from federal Schedule A (Form 1040)	4	_____	.00
5	Add lines 1 through 4	5	_____	7058 .00
6	Fill in your standard deduction from line 6 on page 1 of Form 1.	6	_____	0 .00
7	Subtract line 6 from line 5. If line 6 is more than line 5, fill in 0.	7	_____	7058 .00
8	Rate of credit is .05 (5%)	8	_____	x .05
9	Multiply line 7 by line 8. Fill in here and on line 11 on page 2 of Form 1	9	_____	353 .00

▶ **You must submit this page with Form 1 if you claim either of these credits** ◀

Schedule 2 – Married Couple Credit When Both Spouses Are Employed (see page 20)

When completing this schedule, be sure to fill in your income in column (A) and your spouse's income in column (B)

	(A) YOURSELF	(B) SPOUSE
1		
– Taxable wages, salaries, tips, and other employee compensation. Do NOT include deferred compensation, interest, dividends, pensions, unemployment compensation, or other unearned income	1 _____	_____
	9 2594 .00	7 0555 .00
2		
– Net profit or (loss) from self-employment from federal Schedules C, C-EZ, and F (Form 1040), Schedule K-1 (Form 1065), and any other taxable self-employment or earned income	2 _____	_____
	.00	.00
3		
Combine lines 1 and 2. This is earned income.	3 _____	_____
	9 2594 .00	7 0555 .00
4		
– Add the amounts from federal Schedule 1 (Form 1040), lines 12, 16, 20, 24e, 24f, and 24g, and any Wisconsin disability income exclusion. Fill in the total of these adjustments that apply to you or your spouse's income	4 _____	_____
	.00	.00
5		
Subtract line 4 from line 3. This is qualified earned income. If less than zero, fill in 0	5 _____	_____
	9 2594 .00	7 0555 .00
6		
Compare the amounts in columns (A) and (B) of line 5. Fill in the smaller amount here. If more than \$16,000, fill in \$16,000.	6 _____	_____
	16 000 .00	
7		
Rate of credit is .03 (3%).	7 _____	x .03
8		
Multiply line 6 by line 7. Fill in here and on line 14 on page 2 of Form 1.	8 _____	_____
	480 .00	Do not fill in more than \$480.



Schedule **AD**

Wisconsin
Department of Revenue

**Form 1 –
Additions to Income**

File with Wisconsin Form 1

2021

Name SAKTHIBALAN BOOPATHY & RAMYA KALIYAMOORTHY	Social Security Number 803190883
--	-------------------------------------

See the instructions for additional information on the additions listed below.

Additions to Income

1 State and municipal interest (see page 1)	1	<u>0.00</u>
2 Capital gain/loss addition (see page 2)	2	<u>2500.00</u>
3 Nonqualified distributions from Edvest and Tomorrow's Scholar college savings account	3	<u>.00</u>
4 Nonqualified distributions from ABLE accounts	4	<u>.00</u>
5 Federal net operating loss deduction	5	<u>.00</u>
6 Income (lump-sum distributions) reported on federal form 4972	6	<u>.00</u>
7 Excess distribution from a passive foreign investment company	7	<u>.00</u>
8 Expenses paid to or incurred with related entities	8	<u>.00</u>
9 Expenses for moving business outside of Wisconsin or the United States	9	<u>.00</u>
10 Differences in federal and Wisconsin basis of assets	10	<u>.00</u>
11 Differences in federal and Wisconsin basis of partnership interest prior to 1975	11	<u>.00</u>
12 Differences in federal and Wisconsin reporting of marital property (community) income	12	<u>.00</u>
13 Farmland preservation credit	13	<u>.00</u>
14 Development zone credit	14	<u>.00</u>
15 Enterprise zone jobs credit	15	<u>.00</u>
16 Manufacturing investment credit	16	<u>.00</u>
17 Economic development tax credit	17	<u>.00</u>
18 Jobs tax credit	18	<u>.00</u>
19 Capital investment credit	19	<u>.00</u>
20 Community rehabilitation program credit	20	<u>.00</u>
21 Research credit	21	<u>.00</u>
22 Manufacturing and agricultural credit (amount computed for 2020 - see instructions)	22	<u>.00</u>
23 Business development credit	23	<u>.00</u>
24 Electronics and information technology manufacturing zone credit	24	<u>.00</u>
25 Employee college savings account contribution credit	25	<u>.00</u>
26 Add lines 1 through 25. Enter here and on line 27, page 2	26	<u>2500.00</u>



Name SAKTHIBALAN BOOPATHY & RAMYA KALIYAMOORTHY	Social Security Number 803190883
--	-------------------------------------

27 Enter amount from line 26 on page 1 **27** 2500 .00

28 Tax-option (S) corporation adjustments. Do not include adjustments listed on line 29 (list and provide amount)

a Name _____
FEIN _____ Amount **28a** _____ .00

b Name _____
FEIN _____ Amount **28b** _____ .00

c Add lines 28a and 28b **28c** _____ .00

29 Tax-option (S) corporation entity level tax election adjustments (list and provide amount)

a Name _____
FEIN _____ Amount **29a** _____ .00

b Name _____
FEIN _____ Amount **29b** _____ .00

c Add lines 29a and 29b **29c** _____ .00

30 Partnership, limited liability company, trust, or estate adjustments. Do not include adjustments listed on line 31 (list and provide amount)

a Name _____
FEIN _____ Amount **30a** _____ .00

b Name _____
FEIN _____ Amount **30b** _____ .00

c Add lines 30a and 30b **30c** _____ .00

31 Partnership entity level tax election adjustments (list and provide amount)

a Name _____
FEIN _____ Amount **31a** _____ .00

b Name _____
FEIN _____ Amount **31b** _____ .00

c Add lines 31a and 31b **31c** _____ .00

32 Other additions to income (list and provide amount)

a _____ Amount **32a** _____ .00

b _____ Amount **32b** _____ .00

c _____ Amount **32c** _____ .00

d Add lines 32a through 32c **32d** _____ .00

33 Add lines 27, 28c, 29c, 30c, 31c, and 32d. This is your total addition to income. Enter on Form 1, line 2 **33** 2500 .00



Name SAKTHIBALAN BOOPATHY & RAMYA KALIYAMOORTHY	Social Security Number 803190883
--	-------------------------------------

See the instructions for additional information on the subtractions listed below. Enter all amounts as positive numbers.

Subtractions from Income

<u>1</u>	Taxable refund of state income tax (from line 1 of federal Schedule 1)	<u>1</u>	.00
<u>2</u>	United States government interest	<u>2</u>	.00
<u>3</u>	Unemployment compensation	<u>3</u>	.00
<u>4</u>	Social security adjustment	<u>4</u>	.00
<u>5</u>	Capital gain/loss subtraction	<u>5</u>	.00
<u>6</u>	Medical care insurance	<u>6</u>	.00
<u>7</u>	Long-term care insurance	<u>7</u>	.00
<u>8</u>	Tuition and fee expenses	<u>8</u>	.00
<u>9</u>	Private school tuition	<u>9</u>	.00
<u>10</u>	Contributions to an Edvest or Tomorrow's Scholar college savings account	<u>10</u>	.00
<u>11</u>	Distributions of certain earnings from Wisconsin state-sponsored college tuition programs	<u>11</u>	.00
<u>12</u>	Child and dependent care expenses	<u>12</u>	2157.00
<u>13</u>	Military and uniformed services retirement benefits	<u>13</u>	.00
<u>14</u>	Local and state retirement benefits	<u>14</u>	.00
<u>15</u>	Federal retirement benefits	<u>15</u>	.00
<u>16</u>	Railroad retirement benefits, railroad unemployment insurance, and sickness benefits	<u>16</u>	.00
<u>17</u>	Retirement income subtraction	<u>17</u>	.00
<u>18</u>	Reserve or National Guard members	<u>18</u>	.00
<u>19</u>	U.S. Armed Forces active duty pay	<u>19</u>	.00
<u>20</u>	Combat zone related death	<u>20</u>	.00
<u>21</u>	Adoption expenses	<u>21</u>	.00
<u>22</u>	Contributions to ABLE accounts	<u>22</u>	.00
<u>23</u>	Disability income exclusion	<u>23</u>	.00
<u>24</u>	Wisconsin net operating loss deduction	<u>24</u>	.00
<u>25</u>	Farm loss carryover	<u>25</u>	.00
<u>26</u>	Native Americans	<u>26</u>	.00
<u>27</u>	Sale of business assets or assets used in farming to a related person	<u>27</u>	.00
<u>28</u>	Recoveries of federal itemized deductions	<u>28</u>	.00
<u>29</u>	Repayment of income previously taxed	<u>29</u>	.00
<u>30</u>	Add lines 1 through 29. Enter here and on line 31, page 2	<u>30</u>	2157.00



Name SAKTHIBALAN BOOPATHY & RAMYA KALIYAMOORTHY		Social Security Number 803190883
31	Enter amount from line 30 on page 1	31 2157.00
32	Human organ donation	32 .00
33	Expenses paid to related entities	33 .00
34	Income from a related entity	34 .00
35	Legislator's per diem	35 .00
36	Sales of certain insurance policies	36 .00
37	Physician or psychiatrist grant	37 .00
38	Olympic, Paralympic, and Special Olympic medals and United States Olympic Committee and Special Olympic Board of Directors prize money	38 .00
39	AmeriCorps education awards	39 .00
40	Differences in federal and Wisconsin basis of assets	40 .00
41	Differences in federal and Wisconsin basis of partnership interest prior to 1975	41 .00
42	Differences in federal and Wisconsin reporting of marital property (community) income	42 .00
43	Charitable contributions from tax-option (S) corporations (list and provide amount)	
a	Name _____	
	FEIN _____ Amount 43a _____	.00
b	Name _____	
	FEIN _____ Amount 43b _____	.00
c	Name _____	
	FEIN _____ Amount 43c _____	.00
d	Add lines 43a through 43c	43d .00
44	Tax-option (S) corporation adjustments. Do not include adjustments listed on line 47 (list and provide amount)	
a	Name _____	
	FEIN _____ Amount 44a _____	.00
b	Name _____	
	FEIN _____ Amount 44b _____	.00
c	Name _____	
	FEIN _____ Amount 44c _____	.00
d	Add lines 44a through 44c	44d .00
45	Add lines 31 through 42, 43d and 44d. Enter here and on line 46, page 3	45 2157.00



Name SAKTHIBALAN BOOPATHY & RAMYA KALIYAMOORTHY	Social Security Number 803190883
--	-------------------------------------

46 Enter amount from line 45 on page 2 **46** 2157.00

47 Tax-option (S) corporation entity level tax election adjustments (list and provide amount)

a Name _____
FEIN _____ Amount **47a** _____ .00

b Name _____
FEIN _____ Amount **47b** _____ .00

c Name _____
FEIN _____ Amount **47c** _____ .00

d Add lines 47a through 47c **47d** .00

48 Partnership, limited liability company, trust, or estate adjustments. Do not include adjustments listed on line 49 (list and provide amount)

a Name _____
FEIN _____ Amount **48a** _____ .00

b Name _____
FEIN _____ Amount **48b** _____ .00

c Name _____
FEIN _____ Amount **48c** _____ .00

d Add lines 48a through 48c **48d** .00

49 Partnership entity level tax election adjustments (list and provide amount)

a Name _____
FEIN _____ Amount **49a** _____ .00

b Name _____
FEIN _____ Amount **49b** _____ .00

c Name _____
FEIN _____ Amount **49c** _____ .00

d Add lines 49a through 49c **49d** .00

50 Other subtractions from income (list and provide amount)

a _____ Amount **50a** _____ .00

b _____ Amount **50b** _____ .00

c _____ Amount **50c** _____ .00

d Add lines 50a through 50c **50d** .00

51 Add lines 46, 47d, 48d, 49d, and 50d. This is your total subtraction from income. Enter on Form 1, line 4 **51** 2157.00



Schedule WD

Wisconsin
Department of Revenue

Capital Gains and Losses

◆ Enclose with Wisconsin Form 1 or 1NPR ◆

2021

Name(s) shown on Form 1 or Form 1NPR

SAKTHIBALAN BOOPATHY & RAMYA KALIYAMOORTHY

Your social security number

803-19-0883

Part I Short-Term Capital Gains and Losses – Assets Held One Year or Less

Note: Round all amounts (use a minus sign (-) for negative amounts)	(d) Proceeds (sales price)	(e) Cost or other basis	(g) Adjustments to gain or loss from Form(s) 8949, Part I, line 2, column (g)	(h) Gain or loss Subtract column (e) from column (d) and combine the result with column (g)
1a Amount from line 1a of Schedule D	.00	.00		.00
1b Amount from line 1b of Schedule D	54164.00	58750.00	.00	-4586.00
2 Amount from line 2 of Schedule D	.00	.00	.00	.00
3 Amount from line 3 of Schedule D	.00	.00	.00	.00
4 Short-term gain from Form 6252 and short-term gain or loss from Forms 4684, 6781, and 8824			4	.00
5 Net short-term gain or loss from partnerships, S corporations, estates, and trusts from Schedule(s) K-1			5	.00
6 Adjustment from Wisconsin Schedule T (see Basis Difference in instructions)			6	.00
7 Short-term capital loss carryover from 2020 Wisconsin Schedule WD, line 34. Enter amount as a negative number			7	-20029.00
8 Net short-term capital gain or loss. Combine lines 1a through 7 in column (h)			8	-24615.00

Part II Long-Term Capital Gains and Losses – Assets Held More Than One Year

Note: Round all amounts (use a minus sign (-) for negative amounts)	(d) Proceeds (sales price)	(e) Cost or other basis	(g) Adjustments to gain or loss from Form(s) 8949, Part II, line 2, column (g)	(h) Gain or loss Subtract column (e) from column (d) and combine the result with column (g)
9a Amount from line 8a of Schedule D	.00	.00		.00
9b Amount from line 8b of Schedule D	.00	.00	.00	.00
10 Amount from line 9 of Schedule D	.00	.00	.00	.00
11 Amount from line 10 of Schedule D	.00	.00	.00	.00
12 Gain from Form 4797, Part I; long-term gain from Forms 2439 and 6252; and long-term gain or loss from from Forms 4684, 6781, and 8824			12	.00
13 Net long-term gain or loss from partnerships, S corporations, estates, and trusts from Schedule(s) K-1			13	.00
14 Capital gain distributions			14	.00
15 Adjustment from Wisconsin Schedule T (see Basis Difference in instructions)			15	.00
15a Adjustment from Wisconsin Schedule QI. Enter amount as a negative number			15a	.00
16 Long-term capital loss carryover from 2020 Wisconsin Schedule WD, line 39. Enter amount as a negative number			16	.00
17 Net long-term capital gain or loss. Combine lines 9a through 16 in column (h)			17	.00

Go on to Part III →



Name SAKTHIBALAN BOOPATHY & RAMYA KALIYAMOORTHY	Social Security Number 803-19-0883
--	---------------------------------------

Part III Summary of Parts I and II (see instructions) - use a minus sign (-) for negative amounts.

18 Combine lines 8 and 17, and fill in the net gain or loss here (if line 18 is a loss, go to line 28)	18	- 24615.00
19 Fill in the smaller of line 17 or 18, or -0- if a loss or no entry on line 17	19	.00
20 Fill in 30% of line 19	20	.00
21 Fill in the amount of long-term capital gain from the sale of farm assets listed on Form 8949 and taxable to Wisconsin plus gain from the sale of farm assets that is included on line 12 or 13 of Schedule WD. If zero, skip lines 22 through 25 and fill in the amount from line 20 on line 26	21	.00
22 Gain included in line 17. Do not include any losses in this amount	22	.00
23 Divide line 21 by line 22. Carry the decimal to 4 places	23	_____
24 Multiply line 19 by the decimal amount on line 23	24	.00
25 Fill in 30% of line 24	25	.00
26 Add lines 20 and 25	26	.00
27 Subtract line 26 from line 18	27	.00
28 If line 18 shows a loss, fill in the smaller of:	(a) The loss on line 18,	
	(b) \$500, or	
	(c) Wisconsin ordinary income (see instructions)	28 - 500.00

Note: When figuring whether a, b, or c is smaller, treat all numbers as if they are positive. If filing Form 1, complete Part IV. If filing Form 1NPR, fill in amount from line 27 or 28 on line 7, column B, of Form 1NPR.

Part IV Computation of Wisconsin Adjustment to Income (Do not complete this part if you are filing on Form 1NPR)

29 Adjustment (see instructions for Part IV and Schedule I adjustments)		
a Fill in gain from line 7 of federal Form 1040 or 1040-SR, or gain from line 2e of Schedule I, if filed (if a loss, fill in -0-)	29a	0.00
b Fill in gain from Part III, line 27, (if blank, fill in -0-)	29b	0.00
c If line 29b is more than 29a, subtract line 29a from line 29b. Fill in amount on line 2 of Schedule AD (Form 1)	29c	.00
d If line 29b is less than 29a, subtract line 29b from line 29a. Fill in amount on line 5 of Schedule SB (Form 1)	29d	.00
e Fill in loss from line 7 of federal Form 1040 or 1040-SR, as a positive amount or the loss from line 4c of Schedule I, if filed (if a gain, fill in -0-)	29e	3000.00
f Fill in loss from Part III, line 28 as a positive amount	29f	500.00
g If line 29f is more than 29e, subtract line 29e from line 29f. Fill in amount on line 5 of Schedule SB (Form 1)	29g	.00
h If line 29f is less than 29e, subtract line 29f from line 29e. Fill in amount on line 2 of Schedule AD (Form 1)	29h	2500.00

Part V Computation of Capital Loss Carryovers from 2021 to 2022 (Complete this part if the loss on line 18 is more than the loss on line 28.)

30 Fill in loss shown on line 8 as a positive amount. If none, fill in -0- and skip lines 31 through 34	30	24615.00
31 Fill in gain shown on line 17. If that line is blank or shows a loss, fill in -0-	31	0.00
32 Subtract line 31 from line 30	32	24615.00
33 Fill in the smaller of line 28 or line 32, treating both as positive amounts	33	500.00
34 Subtract line 33 from line 32. This is your short-term capital loss carryover from 2021 to 2022	34	24115.00
35 Fill in loss from line 17 as a positive amount. If none, fill in -0- and skip lines 36 through 39	35	0.00
36 Fill in gain shown on line 8. If that line is blank or shows a loss, fill in -0-	36	.00
37 Subtract line 36 from line 35	37	.00
38 Subtract line 33 from line 28, treating both as positive amounts. (Note: If you skipped lines 31 through 34, fill in amount from line 28 as a positive amount.)	38	.00
39 Subtract line 38 from line 37. This is your long-term capital loss carryover from 2021 to 2022	39	.00



Filing Status Single Married filing jointly Married filing separately (MFS) Head of household (HOH) Qualifying widow(er) (QW)
 Check only one box. If you checked the MFS box, enter the name of your spouse. If you checked the HOH or QW box, enter the child's name if the qualifying person is a child but not your dependent ▶

Your first name and middle initial SAKTHIBALAN		Last name BOOPATHY		Your social security number 803-19-0883	
If joint return, spouse's first name and middle initial RAMYA		Last name KALIYAMOORTHY		Spouse's social security number 893-18-0817	
Home address (number and street). If you have a P.O. box, see instructions. 212 COVINGTON TRL				Apt. no.	
City, town, or post office. If you have a foreign address, also complete spaces below. SUNPRAIRIE			State WI	ZIP code 53590	
Foreign country name		Foreign province/state/county		Foreign postal code	

Presidential Election Campaign
 Check here if you, or your spouse if filing jointly, want \$3 to go to this fund. Checking a box below will not change your tax or refund.
 You Spouse

At any time during 2021, did you receive, sell, exchange, or otherwise dispose of any financial interest in any virtual currency? Yes No

Standard Deduction **Someone can claim:** You as a dependent Your spouse as a dependent
 Spouse itemizes on a separate return or you were a dual-status alien

Age/Blindness **You:** Were born before January 2, 1957 Are blind **Spouse:** Was born before January 2, 1957 Is blind

Dependents (see instructions): If more than four dependents, see instructions and check here ▶ <input type="checkbox"/>	(1) First name Last name		(2) Social security number	(3) Relationship to you	(4) <input checked="" type="checkbox"/> if qualifies for (see instructions): Child tax credit Credit for other dependents	
		VARUN	SAKTHIBALAN	846-43-9200	Son	<input checked="" type="checkbox"/>
	ARJUN	SAKTHIBALAN	750-76-0465	Son	<input checked="" type="checkbox"/>	<input type="checkbox"/>
					<input type="checkbox"/>	<input type="checkbox"/>
					<input type="checkbox"/>	<input type="checkbox"/>

Attach Sch. B if required. Standard Deduction for— • Single or Married filing separately, \$12,550 • Married filing jointly or Qualifying widow(er), \$25,100 • Head of household, \$18,800 • If you checked any box under <i>Standard Deduction</i> , see instructions.	1	Wages, salaries, tips, etc. Attach Form(s) W-2		1	163,149.	
	2a	Tax-exempt interest	2a	2b	1.	
	3a	Qualified dividends	3a	286.	3b	286.
	4a	IRA distributions	4a		4b	
	5a	Pensions and annuities	5a		5b	
	6a	Social security benefits	6a		6b	
	7	Capital gain or (loss). Attach Schedule D if required. If not required, check here ▶ <input type="checkbox"/>			7	-3,000.
	8	Other income from Schedule 1, line 10			8	-10,268.
	9	Add lines 1, 2b, 3b, 4b, 5b, 6b, 7, and 8. This is your total income ▶			9	150,168.
	10	Adjustments to income from Schedule 1, line 26			10	
	11	Subtract line 10 from line 9. This is your adjusted gross income ▶			11	150,168.
	12a	Standard deduction or itemized deductions (from Schedule A)	12a	25,100.		
	b	Charitable contributions if you take the standard deduction (see instructions)	12b	600.		
	c	Add lines 12a and 12b			12c	25,700.
	13	Qualified business income deduction from Form 8995 or Form 8995-A			13	
14	Add lines 12c and 13			14	25,700.	
15	Taxable income. Subtract line 14 from line 11. If zero or less, enter -0-			15	124,468.	

16	Tax (see instructions). Check if any from Form(s): 1 <input type="checkbox"/> 8814 2 <input type="checkbox"/> 4972 3 <input type="checkbox"/> _____	16	18,860.
17	Amount from Schedule 2, line 3	17	
18	Add lines 16 and 17	18	18,860.
19	Nonrefundable child tax credit or credit for other dependents from Schedule 8812	19	
20	Amount from Schedule 3, line 8	20	798.
21	Add lines 19 and 20	21	798.
22	Subtract line 21 from line 18. If zero or less, enter -0-	22	18,062.
23	Other taxes, including self-employment tax, from Schedule 2, line 21	23	0.
24	Add lines 22 and 23. This is your total tax	24	18,062.
25	Federal income tax withheld from:		
a	Form(s) W-2	25a	20,836.
b	Form(s) 1099	25b	
c	Other forms (see instructions)	25c	
d	Add lines 25a through 25c	25d	20,836.
26	2021 estimated tax payments and amount applied from 2020 return	26	
27a	Earned income credit (EIC) No Check here if you were born after January 1, 1998, and before January 2, 2004, and you satisfy all the other requirements for taxpayers who are at least age 18, to claim the EIC. See instructions <input type="checkbox"/>	27a	
b	Nontaxable combat pay election	27b	
c	Prior year (2019) earned income	27c	
28	Refundable child tax credit or additional child tax credit from Schedule 8812	28	3,550.
29	American opportunity credit from Form 8863, line 8	29	
30	Recovery rebate credit. See instructions	30	
31	Amount from Schedule 3, line 15	31	
32	Add lines 27a and 28 through 31. These are your total other payments and refundable credits	32	3,550.
33	Add lines 25d, 26, and 32. These are your total payments	33	24,386.
Refund	34 If line 33 is more than line 24, subtract line 24 from line 33. This is the amount you overpaid	34	6,324.
	35a Amount of line 34 you want refunded to you . If Form 8888 is attached, check here <input type="checkbox"/>	35a	6,324.
Direct deposit? See instructions.	b Routing number 075000019 c Type: <input checked="" type="checkbox"/> Checking <input type="checkbox"/> Savings		
	d Account number 639951917		
	36 Amount of line 34 you want applied to your 2022 estimated tax	36	
Amount You Owe	37 Amount you owe . Subtract line 33 from line 24. For details on how to pay, see instructions	37	
	38 Estimated tax penalty (see instructions)	38	

If you have a qualifying child, attach Sch. EIC.

Third Party Designee Do you want to allow another person to discuss this return with the IRS? See instructions **Yes**. Complete below. **No**

Designee's name _____ Phone no. _____ Personal identification number (PIN) _____

Sign Here Under penalties of perjury, I declare that I have examined this return and accompanying schedules and statements, and to the best of my knowledge and belief, they are true, correct, and complete. Declaration of preparer (other than taxpayer) is based on all information of which preparer has any knowledge.

Your signature	Date	Your occupation	If the IRS sent you an Identity Protection PIN, enter it here (see inst.)
		SR BUSINESS ANALYST	
Spouse's signature. If a joint return, both must sign.	Date	Spouse's occupation	If the IRS sent your spouse an Identity Protection PIN, enter it here (see inst.)
		SOFTWARE ENGINEER	
Phone no. (425) 314-8246	Email address RAMSAK@HOTMAIL.CO.UK		

Paid Preparer Use Only

Preparer's name	Preparer's signature	Date	PTIN	Check if: <input type="checkbox"/> Self-employed
SYAM PRIYA RAM SAGAR GUPTA TALLAM	SYAM PRIYA RAM SAGAR GUPTA TALLAM	02/17/2022	P02082703	
Firm's name	Firm's address		Phone no.	Firm's EIN
GLOBAL TAXES LLC	2530 Pebble Creek Ln Cumming GA 30041		(678) 965-9522	30-1017196

**SCHEDULE 1
(Form 1040)**

Department of the Treasury
Internal Revenue Service

Additional Income and Adjustments to Income

▶ **Attach to Form 1040, 1040-SR, or 1040-NR.**
▶ **Go to www.irs.gov/Form1040 for instructions and the latest information.**

OMB No. 1545-0074

2021
Attachment
Sequence No. **01**

Name(s) shown on Form 1040, 1040-SR, or 1040-NR
SAKTHIBALAN BOOPATHY & RAMYA KALIYAMOORTHY

Your social security number
803-19-0883

Part I Additional Income

1	Taxable refunds, credits, or offsets of state and local income taxes	1	
2a	Alimony received	2a	
b	Date of original divorce or separation agreement (see instructions) ▶ _____		
3	Business income or (loss). Attach Schedule C	3	
4	Other gains or (losses). Attach Form 4797	4	
5	Rental real estate, royalties, partnerships, S corporations, trusts, etc. Attach Schedule E	5	-10,270.
6	Farm income or (loss). Attach Schedule F	6	
7	Unemployment compensation	7	
8	Other income:		
a	Net operating loss	8a	()
b	Gambling income	8b	
c	Cancellation of debt	8c	
d	Foreign earned income exclusion from Form 2555	8d	()
e	Taxable Health Savings Account distribution	8e	
f	Alaska Permanent Fund dividends	8f	
g	Jury duty pay	8g	
h	Prizes and awards	8h	
i	Activity not engaged in for profit income	8i	
j	Stock options	8j	
k	Income from the rental of personal property if you engaged in the rental for profit but were not in the business of renting such property	8k	
l	Olympic and Paralympic medals and USOC prize money (see instructions)	8l	
m	Section 951(a) inclusion (see instructions)	8m	
n	Section 951A(a) inclusion (see instructions)	8n	
o	Section 461(l) excess business loss adjustment	8o	
p	Taxable distributions from an ABLE account (see instructions)	8p	
z	Other income. List type and amount ▶ _____		
	Substitute Payment from 1099-Misc 2.	8z	2.
9	Total other income. Add lines 8a through 8z	9	2.
10	Combine lines 1 through 7 and 9. Enter here and on Form 1040, 1040-SR, or 1040-NR, line 8	10	-10,268.

For Paperwork Reduction Act Notice, see your tax return instructions.

Schedule 1 (Form 1040) 2021

Part II Adjustments to Income

11	Educator expenses		11	
12	Certain business expenses of reservists, performing artists, and fee-basis government officials. Attach Form 2106		12	
13	Health savings account deduction. Attach Form 8889		13	
14	Moving expenses for members of the Armed Forces. Attach Form 3903		14	
15	Deductible part of self-employment tax. Attach Schedule SE		15	
16	Self-employed SEP, SIMPLE, and qualified plans		16	
17	Self-employed health insurance deduction		17	
18	Penalty on early withdrawal of savings		18	
19a	Alimony paid		19a	
b	Recipient's SSN	▶ _____		
c	Date of original divorce or separation agreement (see instructions) ▶ _____			
20	IRA deduction		20	
21	Student loan interest deduction		21	
22	Reserved for future use		22	
23	Archer MSA deduction		23	
24	Other adjustments:			
a	Jury duty pay (see instructions)	24a		
b	Deductible expenses related to income reported on line 8k from the rental of personal property engaged in for profit	24b		
c	Nontaxable amount of the value of Olympic and Paralympic medals and USOC prize money reported on line 8l	24c		
d	Reforestation amortization and expenses	24d		
e	Repayment of supplemental unemployment benefits under the Trade Act of 1974	24e		
f	Contributions to section 501(c)(18)(D) pension plans	24f		
g	Contributions by certain chaplains to section 403(b) plans	24g		
h	Attorney fees and court costs for actions involving certain unlawful discrimination claims (see instructions)	24h		
i	Attorney fees and court costs you paid in connection with an award from the IRS for information you provided that helped the IRS detect tax law violations	24i		
j	Housing deduction from Form 2555	24j		
k	Excess deductions of section 67(e) expenses from Schedule K-1 (Form 1041)	24k		
z	Other adjustments. List type and amount ▶ _____	24z		
25	Total other adjustments. Add lines 24a through 24z		25	
26	Add lines 11 through 23 and 25. These are your adjustments to income . Enter here and on Form 1040 or 1040-SR, line 10, or Form 1040-NR, line 10a		26	

**SCHEDULE 3
(Form 1040)**

Department of the Treasury
Internal Revenue Service

Additional Credits and Payments

▶ **Attach to Form 1040, 1040-SR, or 1040-NR.**
▶ **Go to www.irs.gov/Form1040 for instructions and the latest information.**

OMB No. 1545-0074

2021
Attachment
Sequence No. **03**

Name(s) shown on Form 1040, 1040-SR, or 1040-NR
SAKTHIBALAN BOOPATHY & RAMYA KALIYAMOORTHY

Your social security number
803-19-0883

Part I Nonrefundable Credits

1	Foreign tax credit. Attach Form 1116 if required	1	
2	Credit for child and dependent care expenses from Form 2441, line 11. Attach Form 2441	2	798.
3	Education credits from Form 8863, line 19	3	
4	Retirement savings contributions credit. Attach Form 8880	4	
5	Residential energy credits. Attach Form 5695	5	
6	Other nonrefundable credits:		
a	General business credit. Attach Form 3800	6a	
b	Credit for prior year minimum tax. Attach Form 8801	6b	
c	Adoption credit. Attach Form 8839	6c	
d	Credit for the elderly or disabled. Attach Schedule R	6d	
e	Alternative motor vehicle credit. Attach Form 8910	6e	
f	Qualified plug-in motor vehicle credit. Attach Form 8936	6f	
g	Mortgage interest credit. Attach Form 8396	6g	
h	District of Columbia first-time homebuyer credit. Attach Form 8859	6h	
i	Qualified electric vehicle credit. Attach Form 8834	6i	
j	Alternative fuel vehicle refueling property credit. Attach Form 8911	6j	
k	Credit to holders of tax credit bonds. Attach Form 8912	6k	
l	Amount on Form 8978, line 14. See instructions	6l	
z	Other nonrefundable credits. List type and amount ▶ _____	6z	
7	Total other nonrefundable credits. Add lines 6a through 6z	7	
8	Add lines 1 through 5 and 7. Enter here and on Form 1040, 1040-SR, or 1040-NR, line 20	8	798.

(continued on page 2)

Part II Other Payments and Refundable Credits

9	Net premium tax credit. Attach Form 8962		9	
10	Amount paid with request for extension to file (see instructions)		10	
11	Excess social security and tier 1 RRTA tax withheld		11	
12	Credit for federal tax on fuels. Attach Form 4136		12	
13	Other payments or refundable credits:			
a	Form 2439	13a		
b	Qualified sick and family leave credits from Schedule(s) H and Form(s) 7202 for leave taken before April 1, 2021	13b		
c	Health coverage tax credit from Form 8885	13c		
d	Credit for repayment of amounts included in income from earlier years	13d		
e	Reserved for future use	13e		
f	Deferred amount of net 965 tax liability (see instructions)	13f		
g	Credit for child and dependent care expenses from Form 2441, line 10. Attach Form 2441	13g		
h	Qualified sick and family leave credits from Schedule(s) H and Form(s) 7202 for leave taken after March 31, 2021	13h		
z	Other payments or refundable credits. List type and amount ► _____	13z		
14	Total other payments or refundable credits. Add lines 13a through 13z		14	
15	Add lines 9 through 12 and 14. Enter here and on Form 1040, 1040-SR, or 1040-NR, line 31		15	

SCHEDULE D
(Form 1040)

Capital Gains and Losses

OMB No. 1545-0074

2021

Attachment
Sequence No. **12**

Department of the Treasury
Internal Revenue Service (99)

▶ **Attach to Form 1040, 1040-SR, or 1040-NR.**
▶ **Go to www.irs.gov/ScheduleD for instructions and the latest information.**
▶ **Use Form 8949 to list your transactions for lines 1b, 2, 3, 8b, 9, and 10.**

Name(s) shown on return

SAKTHIBALAN BOOPATHY & RAMYA KALIYAMOORTHY

Your social security number

803-19-0883

Did you dispose of any investment(s) in a qualified opportunity fund during the tax year? **Yes** **No**

If "Yes," attach Form 8949 and see its instructions for additional requirements for reporting your gain or loss.

Part I Short-Term Capital Gains and Losses—Generally Assets Held One Year or Less (see instructions)

See instructions for how to figure the amounts to enter on the lines below.

This form may be easier to complete if you round off cents to whole dollars.

	(d) Proceeds (sales price)	(e) Cost (or other basis)	(g) Adjustments to gain or loss from Form(s) 8949, Part I, line 2, column (g)	(h) Gain or (loss) Subtract column (e) from column (d) and combine the result with column (g)
1a Totals for all short-term transactions reported on Form 1099-B for which basis was reported to the IRS and for which you have no adjustments (see instructions). However, if you choose to report all these transactions on Form 8949, leave this line blank and go to line 1b .				
1b Totals for all transactions reported on Form(s) 8949 with Box A checked	54,164.	58,750.		-4,586.
2 Totals for all transactions reported on Form(s) 8949 with Box B checked				
3 Totals for all transactions reported on Form(s) 8949 with Box C checked				
4 Short-term gain from Form 6252 and short-term gain or (loss) from Forms 4684, 6781, and 8824				4
5 Net short-term gain or (loss) from partnerships, S corporations, estates, and trusts from Schedule(s) K-1				5
6 Short-term capital loss carryover. Enter the amount, if any, from line 8 of your Capital Loss Carryover Worksheet in the instructions				6 (59,287.)
7 Net short-term capital gain or (loss). Combine lines 1a through 6 in column (h). If you have any long-term capital gains or losses, go to Part II below. Otherwise, go to Part III on the back				7 -63,873.

Part II Long-Term Capital Gains and Losses—Generally Assets Held More Than One Year (see instructions)

See instructions for how to figure the amounts to enter on the lines below.

This form may be easier to complete if you round off cents to whole dollars.

	(d) Proceeds (sales price)	(e) Cost (or other basis)	(g) Adjustments to gain or loss from Form(s) 8949, Part II, line 2, column (g)	(h) Gain or (loss) Subtract column (e) from column (d) and combine the result with column (g)
8a Totals for all long-term transactions reported on Form 1099-B for which basis was reported to the IRS and for which you have no adjustments (see instructions). However, if you choose to report all these transactions on Form 8949, leave this line blank and go to line 8b .				
8b Totals for all transactions reported on Form(s) 8949 with Box D checked				
9 Totals for all transactions reported on Form(s) 8949 with Box E checked				
10 Totals for all transactions reported on Form(s) 8949 with Box F checked				
11 Gain from Form 4797, Part I; long-term gain from Forms 2439 and 6252; and long-term gain or (loss) from Forms 4684, 6781, and 8824				11
12 Net long-term gain or (loss) from partnerships, S corporations, estates, and trusts from Schedule(s) K-1				12
13 Capital gain distributions. See the instructions				13
14 Long-term capital loss carryover. Enter the amount, if any, from line 13 of your Capital Loss Carryover Worksheet in the instructions				14 ()
15 Net long-term capital gain or (loss). Combine lines 8a through 14 in column (h). Then, go to Part III on the back				15

Part III Summary

16	Combine lines 7 and 15 and enter the result	16	-63,873.
	<ul style="list-style-type: none"> • If line 16 is a gain, enter the amount from line 16 on Form 1040, 1040-SR, or 1040-NR, line 7. Then, go to line 17 below. • If line 16 is a loss, skip lines 17 through 20 below. Then, go to line 21. Also be sure to complete line 22. • If line 16 is zero, skip lines 17 through 21 below and enter -0- on Form 1040, 1040-SR, or 1040-NR, line 7. Then, go to line 22. 		
17	Are lines 15 and 16 both gains? <input type="checkbox"/> Yes. Go to line 18. <input type="checkbox"/> No. Skip lines 18 through 21, and go to line 22.		
18	If you are required to complete the 28% Rate Gain Worksheet (see instructions), enter the amount, if any, from line 7 of that worksheet ▶	18	
19	If you are required to complete the Unrecaptured Section 1250 Gain Worksheet (see instructions), enter the amount, if any, from line 18 of that worksheet ▶	19	
20	Are lines 18 and 19 both zero or blank and are you not filing Form 4952? <input type="checkbox"/> Yes. Complete the Qualified Dividends and Capital Gain Tax Worksheet in the instructions for Forms 1040 and 1040-SR, line 16. Don't complete lines 21 and 22 below. <input type="checkbox"/> No. Complete the Schedule D Tax Worksheet in the instructions. Don't complete lines 21 and 22 below.		
21	If line 16 is a loss, enter here and on Form 1040, 1040-SR, or 1040-NR, line 7, the smaller of: <ul style="list-style-type: none"> • The loss on line 16; or • (\$3,000), or if married filing separately, (\$1,500) } 	21	(3,000.)
	Note: When figuring which amount is smaller, treat both amounts as positive numbers.		
22	Do you have qualified dividends on Form 1040, 1040-SR, or 1040-NR, line 3a? <input checked="" type="checkbox"/> Yes. Complete the Qualified Dividends and Capital Gain Tax Worksheet in the instructions for Forms 1040 and 1040-SR, line 16. <input type="checkbox"/> No. Complete the rest of Form 1040, 1040-SR, or 1040-NR.		

Sales and Other Dispositions of Capital Assets

Department of the Treasury
Internal Revenue Service

► Go to www.irs.gov/Form8949 for instructions and the latest information.
► File with your Schedule D to list your transactions for lines 1b, 2, 3, 8b, 9, and 10 of Schedule D.

Name(s) shown on return

Social security number or taxpayer identification number

SAKTHIBALAN BOOPATHY & RAMYA KALIYAMOORTHY

803-19-0883

Before you check Box A, B, or C below, see whether you received any Form(s) 1099-B or substitute statement(s) from your broker. A substitute statement will have the same information as Form 1099-B. Either will show whether your basis (usually your cost) was reported to the IRS by your broker and may even tell you which box to check.

Part I Short-Term. Transactions involving capital assets you held 1 year or less are generally short-term (see instructions). For long-term transactions, see page 2.

Note: You may aggregate all short-term transactions reported on Form(s) 1099-B showing basis was reported to the IRS and for which no adjustments or codes are required. Enter the totals directly on Schedule D, line 1a; you aren't required to report these transactions on Form 8949 (see instructions).

You must check Box A, B, or C below. Check only one box. If more than one box applies for your short-term transactions, complete a separate Form 8949, page 1, for each applicable box. If you have more short-term transactions than will fit on this page for one or more of the boxes, complete as many forms with the same box checked as you need.

- (A)** Short-term transactions reported on Form(s) 1099-B showing basis was reported to the IRS (see **Note** above)
- (B)** Short-term transactions reported on Form(s) 1099-B showing basis **wasn't** reported to the IRS
- (C)** Short-term transactions not reported to you on Form 1099-B

1	(a) Description of property (Example: 100 sh. XYZ Co.)	(b) Date acquired (Mo., day, yr.)	(c) Date sold or disposed of (Mo., day, yr.)	(d) Proceeds (sales price) (see instructions)	(e) Cost or other basis. See the Note below and see <i>Column (e)</i> in the separate instructions	Adjustment, if any, to gain or loss. If you enter an amount in column (g), enter a code in column (f). See the separate instructions.		(h) Gain or (loss). Subtract column (e) from column (d) and combine the result with column (g)
						(f) Code(s) from instructions	(g) Amount of adjustment	
	ROBINHOOD SECURITIES LLC	01/01/21	12/31/21	54,164.	58,750.			-4,586.
2 Totals. Add the amounts in columns (d), (e), (g), and (h) (subtract negative amounts). Enter each total here and include on your Schedule D, line 1b (if Box A above is checked), line 2 (if Box B above is checked), or line 3 (if Box C above is checked) ►				54,164.	58,750.			-4,586.

Note: If you checked Box A above but the basis reported to the IRS was incorrect, enter in column (e) the basis as reported to the IRS, and enter an adjustment in column (g) to correct the basis. See *Column (g)* in the separate instructions for how to figure the amount of the adjustment.

**SCHEDULE E
(Form 1040)**

Supplemental Income and Loss

OMB No. 1545-0074

(From rental real estate, royalties, partnerships, S corporations, estates, trusts, REMICs, etc.)

2021

Department of the Treasury
Internal Revenue Service (99)

▶ Attach to Form 1040, 1040-SR, 1040-NR, or 1041.

Attachment
Sequence No. **13**

▶ Go to www.irs.gov/ScheduleE for instructions and the latest information.

Name(s) shown on return

Your social security number

SAKTHIBALAN BOOPATHY & RAMYA KALIYAMOORTHY

803-19-0883

Part I Income or Loss From Rental Real Estate and Royalties Note: If you are in the business of renting personal property, use Schedule C. See instructions. If you are an individual, report farm rental income or loss from Form 4835 on page 2, line 40.

A Did you make any payments in 2021 that would require you to file Form(s) 1099? See instructions Yes No

B If "Yes," did you or will you file required Form(s) 1099? Yes No

1a	Physical address of each property (street, city, state, ZIP code)				
A	46, PANDIYAN STREET CHEYYAR TAMILNADU IN 604407				
B					
C					
1b	Type of Property (from list below)	2 For each rental real estate property listed above, report the number of fair rental and personal use days. Check the QJV box only if you meet the requirements to file as a qualified joint venture. See instructions.	Fair Rental Days	Personal Use Days	QJV
A	3		A 365	0	<input type="checkbox"/>
B			B		<input type="checkbox"/>
C			C		<input type="checkbox"/>

Type of Property:

- 1 Single Family Residence 3 Vacation/Short-Term Rental 5 Land 7 Self-Rental
- 2 Multi-Family Residence 4 Commercial 6 Royalties 8 Other (describe)

Income:		Properties:	A	B	C
3	Rents received	3	500.		
4	Royalties received	4			

Expenses:

5	Advertising	5			
6	Auto and travel (see instructions)	6			
7	Cleaning and maintenance	7	1,450.		
8	Commissions.	8			
9	Insurance	9			
10	Legal and other professional fees	10			
11	Management fees	11	1,300.		
12	Mortgage interest paid to banks, etc. (see instructions)	12			
13	Other interest.	13			
14	Repairs.	14	3,110.		
15	Supplies	15	2,960.		
16	Taxes	16			
17	Utilities.	17	1,950.		
18	Depreciation expense or depletion	18			
19	Other (list) ▶	19			
20	Total expenses. Add lines 5 through 19	20	10,770.		

21 Subtract line 20 from line 3 (rents) and/or 4 (royalties). If result is a (loss), see instructions to find out if you must file Form 6198 **21** -10,270.

22 Deductible rental real estate loss after limitation, if any, on Form 8582 (see instructions) **22** (10,270.) () ()

23a	Total of all amounts reported on line 3 for all rental properties	23a	500.	
b	Total of all amounts reported on line 4 for all royalty properties	23b		
c	Total of all amounts reported on line 12 for all properties	23c		
d	Total of all amounts reported on line 18 for all properties	23d		
e	Total of all amounts reported on line 20 for all properties	23e	10,770.	

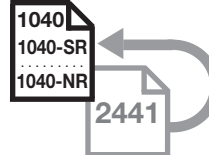
24 **Income.** Add positive amounts shown on line 21. Do not include any losses **24**

25 **Losses.** Add royalty losses from line 21 and rental real estate losses from line 22. Enter total losses here **25** (10,270.)

26 **Total rental real estate and royalty income or (loss).** Combine lines 24 and 25. Enter the result here. If Parts II, III, IV, and line 40 on page 2 do not apply to you, also enter this amount on Schedule 1 (Form 1040), line 5. Otherwise, include this amount in the total on line 41 on page 2 **26** -10,270.

For Paperwork Reduction Act Notice, see the separate instructions. NPA -10,270. Schedule E (Form 1040) 2021

Child and Dependent Care Expenses



Department of the Treasury
Internal Revenue Service (99)

▶ Attach to Form 1040, 1040-SR, or 1040-NR.

▶ Go to www.irs.gov/Form2441 for instructions and the latest information.

Name(s) shown on return

SAKTHIBALAN BOOPATHY & RAMYA KALIYAMOORTHY

Your social security number

803-19-0883

A You can't claim a credit for child and dependent care expenses if your filing status is married filing separately unless you meet the requirements listed in the instructions under "Married Persons Filing Separately." If you meet these requirements, check this box

B For 2021, your credit for child and dependent care expenses is refundable if you, or your spouse if married filing jointly, had a principal place of abode in the United States for more than half of 2021. If you meet these requirements, check this box

Part I Persons or Organizations Who Provided the Care—You must complete this part.

If you have more than three care providers, see the instructions and check this box

1	(a) Care provider's name	(b) Address (number, street, apt. no., city, state, and ZIP code)	(c) Identifying number (SSN or EIN)	(d) Check here if the care provider is your household employee. (see instructions)	(e) Amount paid (see instructions)
	7153-WI SUN PRAIRIE	2380 MONTANA AVE SUN PRAIRIE WI 53590	43-1243221	<input type="checkbox"/>	2,157.
				<input type="checkbox"/>	
				<input type="checkbox"/>	

Did you receive dependent care benefits? **No** → Complete only Part II below. **Yes** → Complete Part III on page 2 next.

Caution: If the care was provided in your home, you may owe employment taxes. For details, see the instructions for Schedule H (Form 1040). If you incurred care expenses in 2021 but didn't pay them until 2022, or if you prepaid in 2021 for care to be provided in 2022, don't include these expenses in column (c) of line 2 for 2021. See the instructions.

Part II Credit for Child and Dependent Care Expenses

2 Information about your **qualifying person(s)**. If you have more than three qualifying persons, see the instructions and check this box

(a) Qualifying person's name		(b) Qualifying person's social security number	(c) Qualified expenses you incurred and paid in 2021 for the person listed in column (a)
First	Last		
VARUN	SAKTHIBALAN	846-43-9200	2,157.

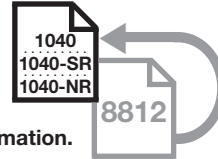
3	Add the amounts in column (c) of line 2. Don't enter more than \$8,000 if you had one qualifying person or \$16,000 if you had two or more persons. If you completed Part III, enter the amount from line 31	3	2,157.
4	Enter your earned income . See instructions	4	92,594.
5	If married filing jointly, enter your spouse's earned income (if you or your spouse was a student or was disabled, see the instructions); all others , enter the amount from line 4	5	70,555.
6	Enter the smallest of line 3, 4, or 5	6	2,157.
7	Enter the amount from Form 1040, 1040-SR, or 1040-NR, line 11	7	150,168.
8	Enter on line 8 the decimal amount shown below that applies to the amount on line 7. • If line 7 is \$125,000 or less, enter .50 on line 8. • If line 7 is over \$125,000 and no more than \$438,000, see the instructions for line 8 for the amount to enter. • If line 7 is over \$438,000, don't complete line 8. Enter zero on line 9a. You may be able to claim a credit on line 9b.	8	X .37
9a	Multiply line 6 by the decimal amount on line 8	9a	798.
b	If you paid 2020 expenses in 2021, complete Worksheet A in the instructions. Enter the amount from line 13 of the worksheet here. Otherwise, go to line 10	9b	
10	Add lines 9a and 9b and enter the result. If you checked the box on line B above, this is your refundable credit for child and dependent care expenses ; enter the amount from this line on Schedule 3 (Form 1040), line 13g, and don't complete line 11. If you didn't check the box on line B above, go to line 11	10	798.
11	Nonrefundable credit for child and dependent care expenses. If you didn't check the box on line B above, your credit is nonrefundable and limited by the amount of your tax; see the instructions to figure the portion of line 10 that you can claim and enter that amount here and on Schedule 3 (Form 1040), line 2	11	798.

SCHEDULE 8812
(Form 1040)

Credits for Qualifying Children and Other Dependents

▶ Attach to Form 1040, 1040-SR, or 1040-NR.

▶ Go to www.irs.gov/Schedule8812 for instructions and the latest information.



OMB No. 1545-0074

2021

Attachment Sequence No. **47**

Department of the Treasury
Internal Revenue Service (99)

Name(s) shown on return

SAKTHIBALAN BOOPATHY & RAMYA KALIYAMOORTHY

Your social security number

803-19-0883

Part I-A Child Tax Credit and Credit for Other Dependents

1	Enter the amount from line 11 of your Form 1040, 1040-SR, or 1040-NR		1	150,168.
2a	Enter income from Puerto Rico that you excluded	2a		
b	Enter the amounts from lines 45 and 50 of your Form 2555	2b	0.	
c	Enter the amount from line 15 of your Form 4563	2c		
d	Add lines 2a through 2c	2d	0.	
3	Add lines 1 and 2d	3	150,168.	
4a	Number of qualifying children under age 18 with the required social security number	4a	2.	
b	Number of children included on line 4a who were under age 6 at the end of 2021	4b	2.	
c	Subtract line 4b from line 4a	4c	0.	
5	If line 4a is more than zero, enter the amount from the Line 5 Worksheet ; otherwise, enter -0-	5	7,150.	
6	Number of other dependents, including any qualifying children who are not under age 18 or who do not have the required social security number	6	0.	
Caution: Do not include yourself, your spouse, or anyone who is not a U.S. citizen, U.S. national, or U.S. resident alien. Also, do not include anyone you included on line 4a.				
7	Multiply line 6 by \$500	7		
8	Add lines 5 and 7	8	7,150.	
9	Enter the amount shown below for your filing status. • Married filing jointly—\$400,000 } • All other filing statuses—\$200,000 }	9	400,000.	
10	Subtract line 9 from line 3. • If zero or less, enter -0-. • If more than zero and not a multiple of \$1,000, enter the next multiple of \$1,000. For example, if the result is \$425, enter \$1,000; if the result is \$1,025, enter \$2,000, etc. }	10	0.	
11	Multiply line 10 by 5% (0.05)	11	0.	
12	Subtract line 11 from line 8. If zero or less, enter -0-	12	7,150.	
13	Check all the boxes that apply to you (or your spouse if married filing jointly). A Check here if you (or your spouse if married filing jointly) had a principal place of abode in the United States for more than half of 2021 <input checked="" type="checkbox"/> B Check here if you (or your spouse if married filing jointly) were a bona fide resident of Puerto Rico for 2021 <input type="checkbox"/>			

Part I-B Filers Who Check a Box on Line 13

Caution: If you did not check a box on line 13, do not complete Part I-B; instead, skip to Part I-C.

14a	Enter the smaller of line 7 or line 12	14a	0.
b	Subtract line 14a from line 12	14b	7,150.
c	If line 14a is zero, enter -0-; otherwise, enter the amount from the Credit Limit Worksheet A	14c	0.
d	Enter the smaller of line 14a or line 14c	14d	0.
e	Add lines 14b and 14d	14e	7,150.
f	Enter the aggregate amount of advance child tax credit payments you (and your spouse if filing jointly) received for 2021. See your Letter(s) 6419 for the amounts to include on this line. If you are missing Letter 6419, see the instructions before entering an amount on this line. If you didn't receive any advance child tax credit payments for 2021, enter -0- Caution: If the amount on this line doesn't match the aggregate amounts reported to you (and your spouse if filing jointly) on your Letter(s) 6419, the processing of your return will be delayed.	14f	3,600.
g	Subtract line 14f from line 14e. If zero or less, enter -0- on lines 14g through 14i and go to Part III	14g	3,550.
h	Enter the smaller of line 14d or line 14g. This is your credit for other dependents. Enter this amount on line 19 of your Form 1040, 1040-SR, or 1040-NR	14h	0.
i	Subtract line 14h from line 14g. This is your refundable child tax credit. Enter this amount on line 28 of your Form 1040, 1040-SR, or 1040-NR	14i	3,550.

For Paperwork Reduction Act Notice, see your tax return instructions.

BAA

REV 02/16/22 PRO

Schedule 8812 (Form 1040) 2021

Part I-C Filers Who Do Not Check a Box on Line 13

Caution: If you checked a box on line 13, do not complete Part I-C.

15a	Enter the amount from the Credit Limit Worksheet A	15a	
b	Enter the smaller of line 12 or line 15a	15b	
	Additional child tax credit. Complete Parts II-A through II-C if you meet each of the following items.		
	1. You are not filing Form 2555.		
	2. Line 4a is more than zero.		
	3. Line 12 is more than line 15a.		
c	If you completed Parts II-A through II-C, enter the amount from line 27; otherwise, enter -0-	15c	
d	Add lines 15b and 15c	15d	
e	Enter the aggregate amount of advance child tax credit payments you (and your spouse if filing jointly) received for 2021. See your Letter(s) 6419 for the amounts to include on this line. If you are missing Letter 6419, see the instructions before entering an amount on this line. If you didn't receive any advance child tax credit payments for 2021, enter -0-	15e	
	Caution: If the amount on this line doesn't match the aggregate amounts reported to you (and your spouse if filing jointly) on your Letter(s) 6419, the processing of your return will be delayed.		
f	Subtract line 15e from line 15d. If zero or less, enter -0- on lines 15f through 15h and go to Part III	15f	
g	Enter the smaller of line 15b or line 15f. This is your nonrefundable child tax credit and credit for other dependents. Enter this amount on line 19 of your Form 1040, 1040-SR, or 1040-NR.	15g	
h	Subtract line 15g from line 15f. This is your additional child tax credit. Enter this amount on line 28 of your Form 1040, 1040-SR, or 1040-NR	15h	

Part II-A Additional Child Tax Credit (use only if completing Part I-C)

Caution: If you file Form 2555, do not complete Parts II-A through II-C; you cannot claim the additional child tax credit.

Caution: If you checked a box on line 13, do not complete Parts II-A through II-C; you cannot claim the additional child tax credit.

16a	Subtract line 15b from line 12. If zero, skip Parts II-A and II-B and enter -0- on line 27	16a	
b	Number of qualifying children under 18 with the required social security number: _____ x \$1,400. Enter the result. If zero, skip Parts II-A and II-B and enter -0- on line 27	16b	
	TIP: The number of children you use for this line is the same as the number of children you used for line 4a.		
17	Enter the smaller of line 16a or line 16b	17	
18a	Earned income (see instructions)	18a	
b	Nontaxable combat pay (see instructions)	18b	
19	Is the amount on line 18a more than \$2,500? <input type="checkbox"/> No. Leave line 19 blank and enter -0- on line 20. <input type="checkbox"/> Yes. Subtract \$2,500 from the amount on line 18a. Enter the result	19	
20	Multiply the amount on line 19 by 15% (0.15) and enter the result	20	
	Next. On line 16b, is the amount \$4,200 or more? <input type="checkbox"/> No. If line 20 is zero, enter -0- on line 15c. Otherwise, skip Part II-B and enter the smaller of line 17 or line 20 on line 27. <input type="checkbox"/> Yes. If line 20 is equal to or more than line 17, skip Part II-B and enter the amount from line 17 on line 27. Otherwise, go to line 21.		

Part II-B Certain Filers Who Have Three or More Qualifying Children

21	Withheld social security, Medicare, and Additional Medicare taxes from Form(s) W-2, boxes 4 and 6. If married filing jointly, include your spouse's amounts with yours. If your employer withheld or you paid Additional Medicare Tax or tier 1 RRTA taxes, see instructions	21	
22	Enter the total of the amounts from Schedule 1 (Form 1040), line 15; Schedule 2 (Form 1040), line 5; Schedule 2 (Form 1040), line 6; and Schedule 2 (Form 1040), line 13	22	
23	Add lines 21 and 22	23	
24	1040 and 1040-SR filers: Enter the total of the amounts from Form 1040 or 1040-SR, line 27a, and Schedule 3 (Form 1040), line 11. } 1040-NR filers: Enter the amount from Schedule 3 (Form 1040), line 11. }	24	
25	Subtract line 24 from line 23. If zero or less, enter -0-	25	
26	Enter the larger of line 20 or line 25	26	
	Next, enter the smaller of line 17 or line 26 on line 27.		

Part II-C Additional Child Tax Credit

27	Enter this amount on line 15c	27	
-----------	---	-----------	--

Part III Additional Tax (use only if line 14g or line 15f, whichever applies, is zero)

28a	Enter the amount from line 14f or line 15e, whichever applies	28a	
b	Enter the amount from line 14e or line 15d, whichever applies	28b	
29	Excess advance child tax credit payments. Subtract line 28b from line 28a. If zero, stop; you do not owe the additional tax	29	
30	Enter the number of qualifying children taken into account in determining the annual advance amount you received for 2021. See your Letter 6419 for this number. If you are missing your Letter 6419, you are filing a joint return, or you received more than one Letter 6419, see the instructions before entering a number on this line Caution: If the amount on this line doesn't match the number of qualifying children reported to you (and your spouse if filing jointly) on your Letter(s) 6419, the processing of your return will be delayed.	30	
31	Enter the smaller of line 4a or line 30	31	
32	Subtract line 31 from line 30. If zero, skip to line 40 and enter the amount from line 29; otherwise, continue to line 33	32	
33	Enter the amount shown below for your filing status. <ul style="list-style-type: none"> • Married filing jointly or Qualifying widow(er)—\$60,000 • Head of household—\$50,000 • All other filing statuses—\$40,000 	33	
34	Subtract line 33 from line 3. If zero or less, enter -0-	34	
35	Enter the amount from line 33	35	
36	Divide line 34 by line 35. Enter the result as a decimal (rounded to at least three places). If the result is 1.000 or more, enter 1.000	36	
37	Multiply line 32 by \$2,000	37	
38	Multiply line 37 by line 36	38	
39	Subtract line 38 from line 37	39	
40	Subtract line 39 from line 29. If zero or less, enter -0-. This is your additional tax. If more than zero, enter this amount on Schedule 2 (Form 1040), line 19	40	

Health Savings Accounts (HSAs)

Department of the Treasury
Internal Revenue Service

▶ **Attach to Form 1040, 1040-SR, or 1040-NR.**
▶ **Go to www.irs.gov/Form8889 for instructions and the latest information.**

2021
Attachment
Sequence No. **52**

Name(s) shown on Form 1040, 1040-SR, or 1040-NR
SAKTHIBALAN BOOPATHY

Social security number of HSA
beneficiary. If both spouses
have HSAs, see instructions ▶ **803-19-0883**

Before you begin: Complete Form 8853, Archer MSAs and Long-Term Care Insurance Contracts, if required.

Part I HSA Contributions and Deduction. See the instructions before completing this part. If you are filing jointly and both you and your spouse each have separate HSAs, complete a separate Part I for each spouse.

1	Check the box to indicate your coverage under a high-deductible health plan (HDHP) during 2021. See instructions ▶	<input type="checkbox"/> Self-only	<input checked="" type="checkbox"/> Family
2	HSA contributions you made for 2021 (or those made on your behalf), including those made from January 1, 2022, through April 15, 2022, that were for 2021. Do not include employer contributions, contributions through a cafeteria plan, or rollovers. See instructions	2	0.
3	If you were under age 55 at the end of 2021 and, on the first day of every month during 2021, you were, or were considered, an eligible individual with the same coverage, enter \$3,600 (\$7,200 for family coverage). All others , see the instructions for the amount to enter	3	7,200.
4	Enter the amount you and your employer contributed to your Archer MSAs for 2021 from Form 8853, lines 1 and 2. If you or your spouse had family coverage under an HDHP at any time during 2021, also include any amount contributed to your spouse's Archer MSAs	4	0.
5	Subtract line 4 from line 3. If zero or less, enter -0-	5	7,200.
6	Enter the amount from line 5. But if you and your spouse each have separate HSAs and had family coverage under an HDHP at any time during 2021, see the instructions for the amount to enter	6	7,200.
7	If you were age 55 or older at the end of 2021, married, and you or your spouse had family coverage under an HDHP at any time during 2021, enter your additional contribution amount. See instructions	7	
8	Add lines 6 and 7	8	7,200.
9	Employer contributions made to your HSAs for 2021	9	7,200.
10	Qualified HSA funding distributions	10	
11	Add lines 9 and 10	11	7,200.
12	Subtract line 11 from line 8. If zero or less, enter -0-	12	0.
13	HSA deduction. Enter the smaller of line 2 or line 12 here and on Schedule 1 (Form 1040), Part II, line 13 Caution: If line 2 is more than line 13, you may have to pay an additional tax. See instructions.	13	0.

Part II HSA Distributions. If you are filing jointly and both you and your spouse each have separate HSAs, complete a separate Part II for each spouse.

14a	Total distributions you received in 2021 from all HSAs (see instructions)	14a	
b	Distributions included on line 14a that you rolled over to another HSA. Also include any excess contributions (and the earnings on those excess contributions) included on line 14a that were withdrawn by the due date of your return. See instructions	14b	
c	Subtract line 14b from line 14a	14c	
15	Qualified medical expenses paid using HSA distributions (see instructions)	15	
16	Taxable HSA distributions. Subtract line 15 from line 14c. If zero or less, enter -0-. Also, include this amount in the total on Schedule 1 (Form 1040), Part I, line 8e	16	
17a	If any of the distributions included on line 16 meet any of the Exceptions to the Additional 20% Tax (see instructions), check here ▶ <input type="checkbox"/>		
b	Additional 20% tax (see instructions). Enter 20% (0.20) of the distributions included on line 16 that are subject to the additional 20% tax. Also, include this amount in the total on Schedule 2 (Form 1040), Part II, line 17c	17b	

Part III Income and Additional Tax for Failure To Maintain HDHP Coverage. See the instructions before completing this part. If you are filing jointly and both you and your spouse each have separate HSAs, complete a separate Part III for each spouse.

18	Last-month rule	18	
19	Qualified HSA funding distribution	19	
20	Total income. Add lines 18 and 19. Include this amount on Schedule 1 (Form 1040), Part I, line 8z, and enter "HSA" and the amount on the dotted line	20	
21	Additional tax. Multiply line 20 by 10% (0.10). Include this amount in the total on Schedule 2 (Form 1040), Part II, line 17d	21	

Paid Preparer's Due Diligence Checklist

Earned Income Credit (EIC), American Opportunity Tax Credit (AOTC),
Child Tax Credit (CTC) (including the Additional Child Tax Credit (ACTC) and
Credit for Other Dependents (ODC)), and Head of Household (HOH) Filing Status

▶ To be completed by preparer and filed with Form 1040, 1040-SR, 1040-NR, 1040-PR, or 1040-SS.
▶ Go to www.irs.gov/Form8867 for instructions and the latest information.

OMB No. 1545-0074

Attachment
Sequence No. **70**

Taxpayer name(s) shown on return SAKTHIBALAN BOOPATHY & RAMYA KALIYAMOORTHY	Taxpayer identification number 803-19-0883
Enter preparer's name and PTIN SYAM PRIYA RAM SAGAR GUPTA TALLAM	P02082703

Part I Due Diligence Requirements

Please check the appropriate box for the credit(s) and/or HOH filing status claimed on the return and complete the related Parts I-V for the benefit(s) claimed (check all that apply). EIC CTC/ACTC/ODC AOTC HOH

	Yes	No	N/A
1 Did you complete the return based on information for the applicable tax year provided by the taxpayer or reasonably obtained by you? (See instructions if relying on prior year earned income.)	<input checked="" type="checkbox"/>	<input type="checkbox"/>	
2 If credits are claimed on the return, did you complete the applicable EIC and/or CTC/ACTC/ODC worksheets found in the Form 1040, 1040-SR, 1040-NR, 1040-PR, 1040-SS, or Schedule 8812 (Form 1040) instructions, and/or the AOTC worksheet found in the Form 8863 instructions, or your own worksheet(s) that provides the same information, and all related forms and schedules for each credit claimed?	<input checked="" type="checkbox"/>	<input type="checkbox"/>	<input type="checkbox"/>
3 Did you satisfy the knowledge requirement? To meet the knowledge requirement, you must do both of the following. • Interview the taxpayer, ask questions, and contemporaneously document the taxpayer's responses to determine that the taxpayer is eligible to claim the credit(s) and/or HOH filing status. • Review information to determine that the taxpayer is eligible to claim the credit(s) and/or HOH filing status and to figure the amount(s) of any credit(s)	<input checked="" type="checkbox"/>	<input type="checkbox"/>	
4 Did any information provided by the taxpayer or a third party for use in preparing the return, or information reasonably known to you, appear to be incorrect, incomplete, or inconsistent? (If "Yes," answer questions 4a and 4b. If "No," go to question 5.)	<input type="checkbox"/>	<input checked="" type="checkbox"/>	
a Did you make reasonable inquiries to determine the correct, complete, and consistent information?	<input type="checkbox"/>	<input type="checkbox"/>	
b Did you contemporaneously document your inquiries? (Documentation should include the questions you asked, whom you asked, when you asked, the information that was provided, and the impact the information had on your preparation of the return.)	<input type="checkbox"/>	<input type="checkbox"/>	
5 Did you satisfy the record retention requirement? To meet the record retention requirement, you must keep a copy of your documentation referenced in question 4b, a copy of this Form 8867, a copy of any applicable worksheet(s), a record of how, when, and from whom the information used to prepare Form 8867 and any applicable worksheet(s) was obtained, and a copy of any document(s) provided by the taxpayer that you relied on to determine eligibility for the credit(s) and/or HOH filing status or to figure the amount(s) of the credit(s)	<input checked="" type="checkbox"/>	<input type="checkbox"/>	
List those documents provided by the taxpayer, if any, that you relied on: _____ _____ _____			
6 Did you ask the taxpayer whether he/she could provide documentation to substantiate eligibility for the credit(s) and/or HOH filing status and the amount(s) of any credit(s) claimed on the return if his/her return is selected for audit?	<input checked="" type="checkbox"/>	<input type="checkbox"/>	
7 Did you ask the taxpayer if any of these credits were disallowed or reduced in a previous year? (If credits were disallowed or reduced, go to question 7a; if not, go to question 8.)	<input checked="" type="checkbox"/>	<input type="checkbox"/>	<input type="checkbox"/>
a Did you complete the required recertification Form 8862?	<input type="checkbox"/>	<input type="checkbox"/>	<input type="checkbox"/>
8 If the taxpayer is reporting self-employment income, did you ask questions to prepare a complete and correct Schedule C (Form 1040)?	<input type="checkbox"/>	<input type="checkbox"/>	<input type="checkbox"/>

Part II Due Diligence Questions for Returns Claiming EIC (If the return does not claim EIC, go to Part III.)

	Yes	No	N/A
9a Have you determined that the taxpayer is eligible to claim the EIC for the number of qualifying children claimed, or is eligible to claim the EIC without a qualifying child? (If the taxpayer is claiming the EIC and does not have a qualifying child, go to question 10.)	<input type="checkbox"/>	<input type="checkbox"/>	
b Did you ask the taxpayer if the child lived with the taxpayer for over half of the year, even if the taxpayer has supported the child the entire year?	<input type="checkbox"/>	<input type="checkbox"/>	
c Did you explain to the taxpayer the rules about claiming the EIC when a child is the qualifying child of more than one person (tiebreaker rules)?	<input type="checkbox"/>	<input type="checkbox"/>	<input type="checkbox"/>

Part III Due Diligence Questions for Returns Claiming CTC/ACTC/ODC (If the return does not claim CTC, ACTC, or ODC, go to Part IV.)

	Yes	No	N/A
10 Have you determined that each qualifying person for the CTC/ACTC/ODC is the taxpayer's dependent who is a citizen, national, or resident of the United States?	<input checked="" type="checkbox"/>	<input type="checkbox"/>	
11 Did you explain to the taxpayer that he/she may not claim the CTC/ACTC if the child has not lived with the taxpayer for over half of the year, even if the taxpayer has supported the child, unless the child's custodial parent has released a claim to exemption for the child?	<input checked="" type="checkbox"/>	<input type="checkbox"/>	<input type="checkbox"/>
12 Did you explain to the taxpayer the rules about claiming the CTC/ACTC/ODC for a child of divorced or separated parents (or parents who live apart), including any requirement to attach a Form 8332 or similar statement to the return?	<input checked="" type="checkbox"/>	<input type="checkbox"/>	<input type="checkbox"/>

Part IV Due Diligence Questions for Returns Claiming AOTC (If the return does not claim AOTC, go to Part V.)

	Yes	No
13 Did the taxpayer provide substantiation for the credit, such as a Form 1098-T and/or receipts for the qualified tuition and related expenses for the claimed AOTC?	<input type="checkbox"/>	<input type="checkbox"/>

Part V Due Diligence Questions for Claiming HOH (If the return does not claim HOH filing status, go to Part VI.)

	Yes	No
14 Have you determined that the taxpayer was unmarried or considered unmarried on the last day of the tax year and provided more than half of the cost of keeping up a home for the year for a qualifying person?	<input type="checkbox"/>	<input type="checkbox"/>

Part VI Eligibility Certification

- ▶ **You will have complied with all due diligence requirements for claiming the applicable credit(s) and/or HOH filing status on the return of the taxpayer identified above if you:**
 - A. Interview the taxpayer, ask adequate questions, contemporaneously document the taxpayer's responses on the return or in your notes, review adequate information to determine if the taxpayer is eligible to claim the credit(s) and/or HOH filing status and to figure the amount(s) of the credit(s);
 - B. Complete this Form 8867 truthfully and accurately and complete the actions described in this checklist for any applicable credit(s) claimed and HOH filing status, if claimed;
 - C. Submit Form 8867 in the manner required; **and**
 - D. Keep all five of the following records for 3 years from the latest of the dates specified in the Form 8867 instructions under *Document Retention*.
 1. A copy of this Form 8867.
 2. The applicable worksheet(s) or your own worksheet(s) for any credit(s) claimed.
 3. Copies of any documents provided by the taxpayer on which you relied to determine the taxpayer's eligibility for the credit(s) and/or HOH filing status and to figure the amount(s) of the credit(s).
 4. A record of how, when, and from whom the information used to prepare this form and the applicable worksheet(s) was obtained.
 5. A record of any additional information you relied upon, including questions you asked and the taxpayer's responses, to determine the taxpayer's eligibility for the credit(s) and/or HOH filing status and to figure the amount(s) of the credit(s).

▶ **If you have not complied with all due diligence requirements, you may have to pay a penalty for each failure to comply related to a claim of an applicable credit or HOH filing status (see instructions for more information).**

	Yes	No
15 Do you certify that all of the answers on this Form 8867 are, to the best of your knowledge, true, correct, and complete?	<input checked="" type="checkbox"/>	<input type="checkbox"/>