

Gain / Loss report

Sri harsha Uppari | 951f97c1-a239-599d-b66a-5b10da9d6eee | sri.u1307@gmail.com

About report

This report includes all taxable activity with realized gains or losses. For US customers, Sells and Converts are taxable events that realize gains. This report does not include taxable events like Staking or Coinbase Earn that result in income. For final tax obligations, please consult your tax advisor.

Summary

Cost Basis Method: **HIFO**

Data source	Long-term	Short-term	Total gains/losses
Coinbase	None	-\$53.42	-\$53.42
Total	None	-\$53.42	-\$53.42

Report legend

Short-term

The tax you pay on capital gains or losses depends on how long you hold the asset. If you hold an asset for 1 year or less, you pay the short term capital gains tax rate.

Long-term



The tax you pay on capital gains or losses depends on how long you hold the asset. If you hold an asset for 1 year and 1 day, or longer, you pay the long term capital gains tax rate.


Proceeds

The amount of money you received when you sold your cryptocurrency. If you received USD in exchange for your cryptocurrency then the cash you received is your proceeds. If you exchanged one cryptocurrency for another it will be the dollar value of the crypto you received.

Data source: Coinbase


These are taxable transactions incurring realized gains or losses where Coinbase all relevant data points.

Date Sold	Event	Amount	Proceeds	Cost Basis	Long Term	Short Term	Total Gains/Losses
05/10/2021	 Converted from USDT	51.673733	\$51.74	\$55.00	None	-\$3.26	-\$3.26
Date Acquired (Tax Lots)							
	05/10/2021	51.673733 USDT	\$51.74	\$55.00	None	-\$3.26	
Date Sold	Event	Amount	Proceeds	Cost Basis	Long Term	Short Term	Total Gains/Losses
05/11/2021	 Converted from ETH	0.0122395	\$49.29	\$50.72	None	-\$1.44	-\$1.44
Date Acquired (Tax Lots)							
	05/10/2021	0.0122395 ETH	\$49.29	\$50.72	None	-\$1.44	

Date Sold	Event	Amount	Proceeds	Cost Basis	Long Term	Short Term	Total Gains/Losses
08/16/2021	 Converted from XLM	81.096786	\$30.66	\$58.03	None	-\$27.37	-\$27.37


Date Acquired (Tax Lots)

05/14/2021	2.9060982 XLM	\$1.10	\$2.00	None	-\$0.90
05/14/2021	2.9091121 XLM	\$1.10	\$2.00	None	-\$0.90
05/14/2021	2.9091121 XLM	\$1.10	\$2.00	None	-\$0.90
05/11/2021	66.5572533 XLM	\$25.17	\$48.04	None	-\$22.87
05/14/2021	2.9091121 XLM	\$1.10	\$2.00	None	-\$0.90
05/14/2021	2.9060982 XLM	\$1.10	\$2.00	None	-\$0.90

Date Sold	Event	Amount	Proceeds	Cost Basis	Long Term	Short Term	Total Gains/Losses
08/16/2021	 Converted from COMP	0.01179201	\$5.66	\$9.02	None	-\$3.36	-\$3.36


Date Acquired (Tax Lots)

05/15/2021	0.00393067 COMP	\$1.89	\$3.01	None	-\$1.12
05/15/2021	0.00393067 COMP	\$1.89	\$3.01	None	-\$1.12
05/15/2021	0.00393067 COMP	\$1.89	\$3.00	None	-\$1.12

Date Sold	Event	Amount	Proceeds	Cost Basis	Long Term	Short Term	Total Gains/Losses
08/16/2021	 Converted from MATIC	1.42810162	\$2.06	\$3.00	None	-\$0.94	-\$0.94


Date Acquired (Tax Lots)

05/27/2021	0.47744092 MATIC	\$0.69	\$1.00	None	-\$0.31
05/27/2021	0.47533035 MATIC	\$0.68	\$1.00	None	-\$0.31
05/27/2021	0.47533035 MATIC	\$0.68	\$1.00	None	-\$0.32

Date Sold	Event	Amount	Proceeds	Cost Basis	Long Term	Short Term	Total Gains/Losses
08/16/2021	 Converted from GRT	2.26808799	\$1.97	\$3.00	None	-\$1.03	-\$1.03


Date Acquired (Tax Lots)

05/14/2021	0.75602933 GRT	\$0.66	\$1.00	None	-\$0.34
05/14/2021	0.75602933 GRT	\$0.66	\$1.00	None	-\$0.34
05/14/2021	0.75602933 GRT	\$0.66	\$1.00	None	-\$0.34

Date Sold	Event	Amount	Proceeds	Cost Basis	Long Term	Short Term	Total Gains/Losses
08/16/2021	 Converted from FORTH	0.09824469	\$1.84	\$3.00	None	-\$1.16	-\$1.16


Date Acquired (Tax Lots)

05/15/2021	0.03274823 FORTH	\$0.61	\$1.00	None	-\$0.39
05/15/2021	0.03274823 FORTH	\$0.61	\$1.00	None	-\$0.39
05/15/2021	0.03274823 FORTH	\$0.61	\$1.00	None	-\$0.39

Date Sold	Event	Amount	Proceeds	Cost Basis	Long Term	Short Term	Total Gains/Losses
08/16/2021	 Converted from SKL	5.55555555	\$1.88	\$3.00	None	-\$1.13	-\$1.13




Date Acquired (Tax Lots)


05/15/2021	1.85185185 SKL	\$0.63	\$1.00	None	-\$0.37
05/15/2021	1.85185185 SKL	\$0.63	\$1.00	None	-\$0.38
05/15/2021	1.85185185 SKL	\$0.63	\$1.00	None	-\$0.37

Date Sold	Event	Amount	Proceeds	Cost Basis	Long Term	Short Term	Total Gains/Losses
08/16/2021	 Converted from BTC	0.00093652	\$43.28	\$43.18	None	\$0.10	\$0.10

Date Acquired (Tax Lots)


08/16/2021	0.00004194 BTC	\$1.94	\$1.93	None	\$0.00
08/16/2021	0.00003981 BTC	\$1.84	\$1.84	None	-\$0.00
08/16/2021	0.00003907 BTC	\$1.81	\$1.80	None	\$0.00
08/16/2021	0.00065195 BTC	\$30.13	\$30.06	None	\$0.07
08/16/2021	0.00012005 BTC	\$5.55	\$5.53	None	\$0.01
08/16/2021	0.0000437 BTC	\$2.02	\$2.02	None	\$0.00

Date Sold	Event	Amount	Proceeds	Cost Basis	Long Term	Short Term	Total Gains/Losses
08/22/2021	 Converted from FET	5.93746502	\$3.30	\$3.00	None	\$0.30	\$0.30
Date Acquired (Tax Lots)							
08/17/2021		1.98059022 FET	\$1.10	\$1.00	None	\$0.10	
08/17/2021		1.98059022 FET	\$1.10	\$1.00	None	\$0.10	
08/17/2021		1.97628458 FET	\$1.10	\$1.00	None	\$0.10	
Date Sold	Event	Amount	Proceeds	Cost Basis	Long Term	Short Term	Total Gains/Losses
08/22/2021	 Converted from AMP	49.76775051	\$2.95	\$3.00	None	-\$0.05	-\$0.05
Date Acquired (Tax Lots)							
08/17/2021		16.58925017 AMP	\$0.98	\$1.00	None	-\$0.02	
08/17/2021		16.58925017 AMP	\$0.98	\$1.00	None	-\$0.02	
08/17/2021		16.58925017 AMP	\$0.98	\$1.00	None	-\$0.02	
Date Sold	Event	Amount	Proceeds	Cost Basis	Long Term	Short Term	Total Gains/Losses
08/22/2021	 Converted from CLV	1.63934427	\$2.53	\$3.02	None	-\$0.49	-\$0.49
Date Acquired (Tax Lots)							
08/17/2021		0.54644809 CLV	\$0.84	\$1.01	None	-\$0.16	
08/17/2021		0.54644809 CLV	\$0.84	\$1.01	None	-\$0.16	
08/17/2021		0.54644809 CLV	\$0.84	\$1.01	None	-\$0.16	

Date Sold	Event	Amount	Proceeds	Cost Basis	Long Term	Short Term	Total Gains/Losses
08/22/2021	 Converted from GRT	1.12752283	\$1.16	\$1.00	None	\$0.16	\$0.16


Date Acquired (Tax Lots)

08/17/2021	1.12752283 GRT	\$1.16	\$1.00	None	\$0.16
------------	----------------	--------	--------	------	--------

Date Sold	Event	Amount	Proceeds	Cost Basis	Long Term	Short Term	Total Gains/Losses
09/16/2021	 Converted from DOGE	159.81513822	\$38.27	\$51.88	None	-\$13.61	-\$13.61

Date Acquired (Tax Lots)

08/22/2021	3.56982038 DOGE	\$0.85	\$1.14	None	-\$0.28
08/16/2021	129.31786799 DOGE	\$30.97	\$42.14	None	-\$11.18
08/22/2021	10.1161835 DOGE	\$2.42	\$3.23	None	-\$0.81
08/22/2021	7.75646633 DOGE	\$1.86	\$2.48	None	-\$0.62
08/22/2021	9.05480002 DOGE	\$2.17	\$2.89	None	-\$0.72

Date Sold	Event	Amount	Proceeds	Cost Basis	Long Term	Short Term	Total Gains/Losses
10/26/2021	 Converted from AUCTION	0.0711069	\$2.86	\$3.00	None	-\$0.14	-\$0.14

Date Acquired (Tax Lots)

10/26/2021	0.0237023 AUCTION	\$0.95	\$1.00	None	-\$0.05
10/26/2021	0.0237023 AUCTION	\$0.95	\$1.00	None	-\$0.05
10/26/2021	0.0237023 AUCTION	\$0.95	\$1.00	None	-\$0.05