

Gain / Loss report

Meetha Mykala | 179371e8-323f-563f-b1e7-d1133263f828 | madhumeetha2009@gmail.com

About report

This report includes all taxable activity with realized gains or losses. For US customers, Sells and Converts are taxable events that realize gains. This report does not include taxable events like Staking or Coinbase Earn that result in income. For final tax obligations, please consult your tax advisor.

Summary

Cost Basis Method: **HIFO**

Data source	Long-term	Short-term	Total gains/losses
Coinbase	\$11.32	-\$134.74	-\$123.42
Total	\$11.32	-\$134.74	-\$123.42

Report legend

Short-term

The tax you pay on capital gains or losses depends on how long you hold the asset. If you hold an asset for 1 year or less, you pay the short term capital gains tax rate.

Long-term


The tax you pay on capital gains or losses depends on how long you hold the asset. If you hold an asset for 1 year and 1 day, or longer, you pay the long term capital gains tax rate.

Proceeds

The amount of money you received when you sold your cryptocurrency. If you received USD in exchange for your cryptocurrency then the cash you received is your proceeds. If you exchanged one cryptocurrency for another it will be the dollar value of the crypto you received.


Data source: Coinbase

These are taxable transactions incurring realized gains or losses where Coinbase all relevant data points.

Date Sold	Event	Amount	Proceeds	Cost Basis	Long Term	Short Term	Total Gains/Losses
01/08/2021	 Converted from ETH	0.07669545	\$88.49	\$100.00	None	-\$11.51	-\$11.51


Date Acquired (Tax Lots)

01/07/2021	0.07669545 ETH	\$88.49	\$100.00	None	-\$11.51
------------	----------------	---------	----------	------	----------

Date Sold	Event	Amount	Proceeds	Cost Basis	Long Term	Short Term	Total Gains/Losses
01/08/2021	 Converted from DNT	683.29814348	\$100.00	\$117.22	None	-\$17.22	-\$17.22




Date Acquired (Tax Lots)

01/07/2021	218.0967554 DNT	\$31.92	\$30.50	None	\$1.42
01/08/2021	465.20138808 DNT	\$68.08	\$86.72	None	-\$18.64

Date Sold	Event	Amount	Proceeds	Cost Basis	Long Term	Short Term	Total Gains/Losses
01/09/2021	 Converted from DNT	497.01470212	\$59.62	\$69.50	None	-\$9.88	-\$9.88

Date Acquired (Tax Lots)

01/07/2021	497.01470212 DNT	\$59.62	\$69.50	None	-\$9.88
------------	------------------	---------	---------	------	---------

Date Sold	Event	Amount	Proceeds	Cost Basis	Long Term	Short Term	Total Gains/Losses
01/14/2021	 Converted from LTC	0.45141978	\$68.27	\$56.96	\$11.32	None	\$11.32
Date Acquired (Tax Lots)							
	06/06/2019	0.18481469 LTC	\$27.95	\$21.00	\$6.95	None	
	06/11/2019	0.26660509 LTC	\$40.32	\$35.96	\$4.37	None	
Date Sold	Event	Amount	Proceeds	Cost Basis	Long Term	Short Term	Total Gains/Losses
01/14/2021	 Converted from XLM	184.7354084	\$55.68	\$58.27	None	-\$2.59	-\$2.59
Date Acquired (Tax Lots)							
	01/09/2021	184.7354084 XLM	\$55.68	\$58.27	None	-\$2.59	
Date Sold	Event	Amount	Proceeds	Cost Basis	Long Term	Short Term	Total Gains/Losses
10/27/2021	 Converted from SKL	191.78220451	\$56.86	\$106.00	None	-\$49.14	-\$49.14
Date Acquired (Tax Lots)							
	05/18/2021	1.87055743 SKL	\$0.55	\$1.00	None	-\$0.45	
	05/18/2021	186.1785553 SKL	\$55.20	\$103.00	None	-\$47.80	
	05/18/2021	1.86915888 SKL	\$0.55	\$1.00	None	-\$0.45	
	05/18/2021	1.8639329 SKL	\$0.55	\$1.00	None	-\$0.45	

