

Gain / Loss report

Raviteja Yalamanchili | a1ae0fda-75c5-5b12-b2bb-42545ee9ea41 | ravitejayalamanchili@gmail.com

About report

This report includes all taxable activity with realized gains or losses. For US customers, Sells and Converts are taxable events that realize gains. This report does not include taxable events like Staking or Coinbase Earn that result in income. For final tax obligations, please consult your tax advisor.

Summary

Cost Basis Method: **HIFO**

Data source	Long-term	Short-term	Total gains/losses
Coinbase	None	\$74.06	\$74.06
Total	None	\$74.06	\$74.06

Report legend

Short-term

The tax you pay on capital gains or losses depends on how long you hold the asset. If you hold an asset for 1 year or less, you pay the short term capital gains tax rate.

Long-term



The tax you pay on capital gains or losses depends on how long you hold the asset. If you hold an asset for 1 year and 1 day, or longer, you pay the long term capital gains tax rate.


Proceeds


The amount of money you received when you sold your cryptocurrency. If you received USD in exchange for your cryptocurrency then the cash you received is your proceeds. If you exchanged one cryptocurrency for another it will be the dollar value of the crypto you received.

Data source: Coinbase

These are taxable transactions incurring realized gains or losses where Coinbase all relevant data points.


Date Sold	Event	Amount	Proceeds	Cost Basis	Long Term	Short Term	Total Gains/Losses
10/09/2021	 Sold BTC	0.0001327	\$6.27	\$5.00	None	\$1.27	\$1.27
Date Acquired (Tax Lots)							
		0.0001327 BTC	\$6.27	\$5.00	None	\$1.27	
Date Sold	Event	Amount	Proceeds	Cost Basis	Long Term	Short Term	Total Gains/Losses
10/09/2021	 Sold XLM	31.3196734	\$9.48	\$10.01	None	-\$0.53	-\$0.53
Date Acquired (Tax Lots)							
		6.2476376 XLM	\$1.89	\$2.00	None	-\$0.11	
		6.2764592 XLM	\$1.90	\$2.00	None	-\$0.10	
		6.2714798 XLM	\$1.90	\$2.00	None	-\$0.10	
		6.2764592 XLM	\$1.90	\$2.00	None	-\$0.10	
		6.2476376 XLM	\$1.89	\$2.00	None	-\$0.11	

Date Sold	Event	Amount	Proceeds	Cost Basis	Long Term	Short Term	Total Gains/Losses
10/09/2021	 Sold COMP	0.02894982	\$8.58	\$9.02	None	-\$0.44	-\$0.44
Date Acquired (Tax Lots)							
	06/16/2021	0.00963546 COMP	\$2.86	\$3.00	None	-\$0.14	
	06/16/2021	0.00965718 COMP	\$2.86	\$3.01	None	-\$0.15	
	06/16/2021	0.00965718 COMP	\$2.86	\$3.01	None	-\$0.15	
Date Sold	Event	Amount	Proceeds	Cost Basis	Long Term	Short Term	Total Gains/Losses
10/09/2021	 Sold GRT	4.33672248	\$2.20	\$3.00	None	-\$0.80	-\$0.80
Date Acquired (Tax Lots)							
	06/16/2021	1.44571346 GRT	\$0.73	\$1.00	None	-\$0.27	
	06/16/2021	1.44529556 GRT	\$0.73	\$1.00	None	-\$0.27	
	06/16/2021	1.44571346 GRT	\$0.73	\$1.00	None	-\$0.26	
Date Sold	Event	Amount	Proceeds	Cost Basis	Long Term	Short Term	Total Gains/Losses
10/09/2021	 Sold AMP	28.32694759	\$0.40	\$3.00	None	-\$2.60	-\$2.60
Date Acquired (Tax Lots)							
	06/16/2021	9.42862531 AMP	\$0.13	\$1.00	None	-\$0.87	
	06/16/2021	9.42862531 AMP	\$0.13	\$1.00	None	-\$0.87	
	06/16/2021	9.46969697 AMP	\$0.13	\$1.00	None	-\$0.87	

Date Sold	Event	Amount	Proceeds	Cost Basis	Long Term	Short Term	Total Gains/Losses
10/09/2021	 Sold ETH	0.07930203	\$278.31	\$200.00	None	\$78.31	\$78.31

Date Acquired (Tax Lots)

06/08/2021	0.07930203 ETH	\$278.31	\$200.00	None	\$78.31
------------	----------------	----------	----------	------	---------

Date Sold	Event	Amount	Proceeds	Cost Basis	Long Term	Short Term	Total Gains/Losses
10/12/2021	 Sold SHIB	3611199.5205417	\$98.84	\$100.00	None	-\$1.16	-\$1.16

Date Acquired (Tax Lots)

10/09/2021	3611199.5205417 SHIB	\$98.84	\$100.00	None	-\$1.16
------------	----------------------	---------	----------	------	---------