

## Gain / Loss report

Omkar Sali | 6f6fa8e7-3e05-542b-b103-13a6ea368a3e | omkar.sali@gmail.com

### About report

This report includes all taxable activity with realized gains or losses. For US customers, Sells and Converts are taxable events that realize gains. This report does not include taxable events like Staking or Coinbase Earn that result in income. For final tax obligations, please consult your tax advisor.

### Summary

Cost Basis Method: **HIFO**

Data source	Long-term	Short-term	Total gains/losses
Coinbase	\$102.00	\$344.28	\$446.28
🚫 Not Available	None	\$43.36	\$43.36
<b>Total</b>	\$102.00	\$387.64	\$489.65

### Report legend

#### Short-term

The tax you pay on capital gains or losses depends on how long you hold the asset. If you hold an asset for 1 year or less, you pay the short term capital gains tax rate.

#### Long-term

The tax you pay on capital gains or losses depends on how long you hold the asset. If you hold an asset for 1 year and 1 day, or longer, you pay the long term capital gains tax rate.

#### Proceeds

The amount of money you received when you sold your cryptocurrency. If you received USD in exchange for your cryptocurrency then the cash you received is your proceeds. If you exchanged one cryptocurrency for another it will be the dollar value of the crypto you received.

#### Some data not available

##### Why?

When you transfer crypto to Coinbase and you acquired it elsewhere, Coinbase does not have a record of the asset's original cost basis and/or date acquired. For these transactions, we indicate that these data points are not available with 🚫.



##### How to treat these transactions

We estimate your gains/losses for these transactions by assuming \$0 cost basis and treating your date received as date acquired. Before filing your taxes, work with your tax professional or follow our guide to prepare these data points to accurately report your gains or losses.

## Section 1


**Data source: Coinbase**

These are taxable transactions incurring realized gains or losses where Coinbase all relevant data points.

Date Sold	Event	Amount	Proceeds	Cost Basis	Long Term	Short Term	Total Gains/Losses
01/03/2021	 Sold BTC	0.00838687	\$273.65	\$150.00	\$0.02	\$123.62	<b>\$123.65</b>
Date Acquired (Tax Lots)							
	11/16/2020	0.0057753 BTC	\$188.44	\$100.00	None	\$88.44	
	09/25/2017	8.6E-7 BTC	\$0.03	\$0.00	\$0.02	None	
	12/09/2020	0.00261071 BTC	\$85.18	\$50.00	None	\$35.18	
Date Sold	Event	Amount	Proceeds	Cost Basis	Long Term	Short Term	Total Gains/Losses
02/11/2021	 Sold XLM	279.4866765	\$120.81	\$25.00	\$95.81	None	<b>\$95.81</b>
Date Acquired (Tax Lots)							
	11/05/2019	279.4866765 XLM	\$120.81	\$25.00	\$95.81	None	


Coinbase

January 1, 2021 00:00 EST - December 31, 2021 23:59 EST

Date Sold	Event	Amount	Proceeds	Cost Basis	Long Term	Short Term	Total Gains/Losses
02/22/2021	 Sold ETH	0.26708934	\$492.55	\$247.22	None	\$245.33	<b>\$245.33</b>

Date Acquired (Tax Lots)

01/21/2021	0.02316439 ETH	\$42.72	\$30.00	None	\$12.72
02/18/2021	0.01454775 ETH	\$26.83	\$30.00	None	-\$3.17
01/28/2021	0.02057525 ETH	\$37.94	\$30.00	None	\$7.94
02/11/2021	0.01551203 ETH	\$28.61	\$30.00	None	-\$1.39
02/04/2021	0.01752433 ETH	\$32.32	\$30.00	None	\$2.32
07/24/2020	0.12995316 ETH	\$239.65	\$37.22	None	\$202.43
01/14/2021	0.02305363 ETH	\$42.51	\$30.00	None	\$12.51
01/07/2021	0.0227588 ETH	\$41.97	\$30.00	None	\$11.97

Date Sold	Event	Amount	Proceeds	Cost Basis	Long Term	Short Term	Total Gains/Losses
05/14/2021	 Converted from DAI	48.05271769	\$48.12	\$50.38	None	-\$2.25	<b>-\$2.25</b>

Date Acquired (Tax Lots)

03/16/2021	0.00259803 DAI	\$0.00	\$0.00	None	\$0.00
01/11/2021	0.00258897 DAI	\$0.00	\$0.00	None	-\$0.00
02/16/2021	0.00259406 DAI	\$0.00	\$0.00	None	\$0.00
01/20/2021	0.00259028 DAI	\$0.00	\$0.00	None	\$0.00
03/22/2021	0.00259886 DAI	\$0.00	\$0.00	None	\$0.00
02/28/2021	0.00259577 DAI	\$0.00	\$0.00	None	-\$0.00
02/03/2021	0.00259224 DAI	\$0.00	\$0.00	None	\$0.00
01/29/2021	0.00259154 DAI	\$0.00	\$0.00	None	\$0.00
03/30/2021	0.00259998 DAI	\$0.00	\$0.00	None	\$0.00
05/01/2021	0.00260451 DAI	\$0.00	\$0.00	None	\$0.00

Coinbase

January 1, 2021 00:00 EST - December 31, 2021 23:59 EST

03/10/2021	0.00259717 DAI	\$0.00	\$0.00	None	\$0.00
04/20/2021	0.00260296 DAI	\$0.00	\$0.00	None	\$0.00
03/18/2021	0.0025983 DAI	\$0.00	\$0.00	None	\$0.00
12/31/2020	0.00258741 DAI	\$0.00	\$0.00	None	-\$0.00
01/13/2021	0.00258924 DAI	\$0.00	\$0.00	None	\$0.00
04/08/2021	0.00260125 DAI	\$0.00	\$0.00	None	\$0.00
12/23/2020	0.00258665 DAI	\$0.00	\$0.00	None	-\$0.00
01/22/2021	0.00259055 DAI	\$0.00	\$0.00	None	\$0.00
03/08/2021	0.00259688 DAI	\$0.00	\$0.00	None	\$0.00
04/01/2021	0.00260028 DAI	\$0.00	\$0.00	None	\$0.00
04/28/2021	0.00260409 DAI	\$0.00	\$0.00	None	\$0.00
03/24/2021	0.00259915 DAI	\$0.00	\$0.00	None	\$0.00
02/04/2021	0.00259238 DAI	\$0.00	\$0.00	None	\$0.00
03/05/2021	0.00259646 DAI	\$0.00	\$0.00	None	-\$0.00
05/07/2021	0.00260536 DAI	\$0.00	\$0.00	None	\$0.00
12/27/2020	0.00258686 DAI	\$0.00	\$0.00	None	-\$0.00
03/21/2021	0.00259873 DAI	\$0.00	\$0.00	None	\$0.00
12/29/2020	0.00258714 DAI	\$0.00	\$0.00	None	-\$0.00
05/06/2021	0.00260522 DAI	\$0.00	\$0.00	None	\$0.00
01/23/2021	0.0025907 DAI	\$0.00	\$0.00	None	\$0.00
02/27/2021	0.00259562 DAI	\$0.00	\$0.00	None	\$0.00
01/02/2021	0.00258768 DAI	\$0.00	\$0.00	None	\$0.00
01/12/2021	0.00258908 DAI	\$0.00	\$0.00	None	\$0.00
03/23/2021	0.00259901 DAI	\$0.00	\$0.00	None	\$0.00
04/02/2021	0.0026004 DAI	\$0.00	\$0.00	None	\$0.00
02/01/2021	0.00259195 DAI	\$0.00	\$0.00	None	\$0.00
03/04/2021	0.00259633 DAI	\$0.00	\$0.00	None	\$0.00
05/08/2021	0.00260549 DAI	\$0.00	\$0.00	None	\$0.00
12/15/2020	47.67574511 DAI	\$47.75	\$50.00	None	-\$2.25
03/25/2021	0.00259929 DAI	\$0.00	\$0.00	None	\$0.00

Coinbase

January 1, 2021 00:00 EST - December 31, 2021 23:59 EST

01/07/2021	0.00258839 DAI	\$0.00	\$0.00	None	\$0.00
01/05/2021	0.00258812 DAI	\$0.00	\$0.00	None	-\$0.00
02/09/2021	0.00259308 DAI	\$0.00	\$0.00	None	\$0.00
01/16/2021	0.00258966 DAI	\$0.00	\$0.00	None	\$0.00
03/01/2021	0.00259591 DAI	\$0.00	\$0.00	None	\$0.00
04/19/2021	0.00260282 DAI	\$0.00	\$0.00	None	\$0.00
12/28/2020	0.00258698 DAI	\$0.00	\$0.00	None	-\$0.00
02/06/2021	0.00259268 DAI	\$0.00	\$0.00	None	\$0.00
04/07/2021	0.00260111 DAI	\$0.00	\$0.00	None	\$0.00
01/31/2021	0.00259183 DAI	\$0.00	\$0.00	None	\$0.00
04/05/2021	0.00260083 DAI	\$0.00	\$0.00	None	\$0.00
05/02/2021	0.00260466 DAI	\$0.00	\$0.00	None	-\$0.00
04/11/2021	0.00260169 DAI	\$0.00	\$0.00	None	\$0.00
02/12/2021	0.00259351 DAI	\$0.00	\$0.00	None	\$0.00
01/09/2021	0.00258868 DAI	\$0.00	\$0.00	None	\$0.00
03/19/2021	0.00259845 DAI	\$0.00	\$0.00	None	\$0.00
05/03/2021	0.0026048 DAI	\$0.00	\$0.00	None	\$0.00
01/14/2021	0.00258938 DAI	\$0.00	\$0.00	None	-\$0.00
04/27/2021	0.00260393 DAI	\$0.00	\$0.00	None	\$0.00
01/25/2021	0.00259098 DAI	\$0.00	\$0.00	None	\$0.00
04/16/2021	0.00260238 DAI	\$0.00	\$0.00	None	\$0.00
02/17/2021	0.00259422 DAI	\$0.00	\$0.00	None	\$0.00
04/30/2021	0.00260436 DAI	\$0.00	\$0.00	None	-\$0.00
04/21/2021	0.0026031 DAI	\$0.00	\$0.00	None	\$0.00
12/21/2020	0.00258665 DAI	\$0.00	\$0.00	None	\$0.00
02/23/2021	0.00259507 DAI	\$0.00	\$0.00	None	-\$0.00
02/05/2021	0.00259252 DAI	\$0.00	\$0.00	None	\$0.00
03/02/2021	0.00259603 DAI	\$0.00	\$0.00	None	-\$0.00
02/10/2021	0.00259322 DAI	\$0.00	\$0.00	None	\$0.00

Coinbase

January 1, 2021 00:00 EST - December 31, 2021 23:59 EST

03/28/2021	0.00259972 DAI	\$0.00	\$0.00	None	\$0.00
03/27/2021	0.00259956 DAI	\$0.00	\$0.00	None	\$0.00
03/09/2021	0.00259703 DAI	\$0.00	\$0.00	None	-\$0.00
01/19/2021	0.00259015 DAI	\$0.00	\$0.00	None	\$0.00
01/21/2021	0.00259043 DAI	\$0.00	\$0.00	None	\$0.00
02/19/2021	0.0025945 DAI	\$0.00	\$0.00	None	\$0.00
01/27/2021	0.00259126 DAI	\$0.00	\$0.00	None	\$0.00
04/09/2021	0.00260141 DAI	\$0.00	\$0.00	None	\$0.00
02/08/2021	0.00259295 DAI	\$0.00	\$0.00	None	\$0.00
03/07/2021	0.00259674 DAI	\$0.00	\$0.00	None	\$0.00
02/07/2021	0.00259281 DAI	\$0.00	\$0.00	None	\$0.00
02/02/2021	0.0025921 DAI	\$0.00	\$0.00	None	\$0.00
04/26/2021	0.00260379 DAI	\$0.00	\$0.00	None	\$0.00
04/06/2021	0.00260097 DAI	\$0.00	\$0.00	None	\$0.00
01/30/2021	0.00259168 DAI	\$0.00	\$0.00	None	\$0.00
01/15/2021	0.00258953 DAI	\$0.00	\$0.00	None	\$0.00
02/14/2021	0.00259379 DAI	\$0.00	\$0.00	None	-\$0.00
02/18/2021	0.00259435 DAI	\$0.00	\$0.00	None	\$0.00
02/24/2021	0.00259521 DAI	\$0.00	\$0.00	None	\$0.00
04/29/2021	0.00260423 DAI	\$0.00	\$0.00	None	-\$0.00
03/14/2021	0.00259774 DAI	\$0.00	\$0.00	None	\$0.00
05/04/2021	0.00260493 DAI	\$0.00	\$0.00	None	-\$0.00
03/12/2021	0.00259746 DAI	\$0.00	\$0.00	None	\$0.00
12/30/2020	0.00258727 DAI	\$0.00	\$0.00	None	-\$0.00
02/26/2021	0.00259549 DAI	\$0.00	\$0.00	None	-\$0.00
05/09/2021	0.00260564 DAI	\$0.00	\$0.00	None	\$0.00
03/20/2021	0.00259858 DAI	\$0.00	\$0.00	None	\$0.00
01/10/2021	0.00258882 DAI	\$0.00	\$0.00	None	-\$0.00
03/17/2021	0.00259815 DAI	\$0.00	\$0.00	None	\$0.00
04/10/2021	0.00260154 DAI	\$0.00	\$0.00	None	\$0.00

Coinbase


January 1, 2021 00:00 EST - December 31, 2021 23:59 EST

03/06/2021	0.00259662 DAI	\$0.00	\$0.00	None	\$0.00
01/17/2021	0.00258985 DAI	\$0.00	\$0.00	None	\$0.00
12/20/2020	0.00052451 DAI	\$0.00	\$0.00	None	-\$0.00
04/13/2021	0.00260196 DAI	\$0.00	\$0.00	None	\$0.00
01/28/2021	0.0025914 DAI	\$0.00	\$0.00	None	\$0.00
12/22/2020	0.00258665 DAI	\$0.00	\$0.00	None	-\$0.00
04/04/2021	0.00260069 DAI	\$0.00	\$0.00	None	\$0.00
02/22/2021	0.00259492 DAI	\$0.00	\$0.00	None	\$0.00
03/13/2021	0.00259759 DAI	\$0.00	\$0.00	None	\$0.00
01/03/2021	0.00258783 DAI	\$0.00	\$0.00	None	-\$0.00
05/10/2021	0.00260577 DAI	\$0.00	\$0.00	None	\$0.00
02/15/2021	0.00259392 DAI	\$0.00	\$0.00	None	\$0.00
02/25/2021	0.00259533 DAI	\$0.00	\$0.00	None	\$0.00
03/11/2021	0.00259731 DAI	\$0.00	\$0.00	None	\$0.00
01/06/2021	0.00258825 DAI	\$0.00	\$0.00	None	\$0.00
01/26/2021	0.00259112 DAI	\$0.00	\$0.00	None	\$0.00
01/24/2021	0.00259084 DAI	\$0.00	\$0.00	None	-\$0.00
01/08/2021	0.00258854 DAI	\$0.00	\$0.00	None	\$0.00
05/13/2021	0.0026062 DAI	\$0.00	\$0.00	None	-\$0.00
04/18/2021	0.00260267 DAI	\$0.00	\$0.00	None	\$0.00
02/13/2021	0.00259364 DAI	\$0.00	\$0.00	None	-\$0.00
01/04/2021	0.00258797 DAI	\$0.00	\$0.00	None	\$0.00
04/22/2021	0.00260323 DAI	\$0.00	\$0.00	None	\$0.00
04/23/2021	0.00260338 DAI	\$0.00	\$0.00	None	\$0.00
02/11/2021	0.00259336 DAI	\$0.00	\$0.00	None	-\$0.00
04/17/2021	0.00260253 DAI	\$0.00	\$0.00	None	\$0.00
03/29/2021	0.00259984 DAI	\$0.00	\$0.00	None	\$0.00
02/20/2021	0.00259465 DAI	\$0.00	\$0.00	None	\$0.00
04/25/2021	0.00260367 DAI	\$0.00	\$0.00	None	-\$0.00
02/17/2021	0.00259125 DAI	\$0.00	\$0.00	None	\$0.00

Coinbase

January 1, 2021 00:00 EST - December 31, 2021 23:59 EST




03/03/2021	0.00259619 DAI	\$0.00	\$0.00	None	\$0.00
12/24/2020	0.00258665 DAI	\$0.00	\$0.00	None	-\$0.00
03/31/2021	0.00260013 DAI	\$0.00	\$0.00	None	\$0.00
03/26/2021	0.00259944 DAI	\$0.00	\$0.00	None	\$0.00
04/15/2021	0.00260225 DAI	\$0.00	\$0.00	None	\$0.00
01/18/2021	0.00259 DAI	\$0.00	\$0.00	None	\$0.00
01/01/2021	0.00258755 DAI	\$0.00	\$0.00	None	-\$0.00
12/25/2020	0.00258666 DAI	\$0.00	\$0.00	None	-\$0.00
02/21/2021	0.00259477 DAI	\$0.00	\$0.00	None	\$0.00
05/05/2021	0.00260507 DAI	\$0.00	\$0.00	None	\$0.00
04/24/2021	0.00260352 DAI	\$0.00	\$0.00	None	\$0.00
05/12/2021	0.00260606 DAI	\$0.00	\$0.00	None	-\$0.00
03/15/2021	0.00259787 DAI	\$0.00	\$0.00	None	\$0.00
04/03/2021	0.00260056 DAI	\$0.00	\$0.00	None	\$0.00
05/14/2021	0.00260634 DAI	\$0.00	\$0.00	None	\$0.00
12/26/2020	0.0025867 DAI	\$0.00	\$0.00	None	-\$0.00
04/12/2021	0.00260183 DAI	\$0.00	\$0.00	None	\$0.00
05/11/2021	0.00260591 DAI	\$0.00	\$0.00	None	-\$0.00
04/14/2021	0.0026021 DAI	\$0.00	\$0.00	None	\$0.00

Date Sold	Event	Amount	Proceeds	Cost Basis	Long Term	Short Term	Total Gains/losses
08/23/2021	 Sold BAT	115.12088224	\$96.20	\$100.00	None	-\$3.80	<b>-\$3.80</b>
Date Acquired (Tax Lots)							
		115.12088224 BAT	\$96.20	\$100.00	None	-\$3.80	



Coinbase

January 1, 2021 00:00 EST - December 31, 2021 23:59 EST


Date Sold	Event	Amount	Proceeds	Cost Basis	Long Term	Short Term	Total Gains/Losses
08/23/2021	 Sold ZRX	28.88028991	\$31.17	\$25.00	\$6.17	None	\$6.17
Date Acquired (Tax Lots)							
	10/28/2018	28.88028991 ZRX	\$31.17	\$25.00	\$6.17	None	
Date Sold	Event	Amount	Proceeds	Cost Basis	Long Term	Short Term	Total Gains/Losses
08/23/2021	 Sold NU	232.91635436	\$71.75	\$50.00	None	\$21.75	\$21.75
Date Acquired (Tax Lots)							
	12/09/2020	232.91635436 NU	\$71.75	\$50.00	None	\$21.75	
Date Sold	Event	Amount	Proceeds	Cost Basis	Long Term	Short Term	Total Gains/Losses
08/23/2021	 Sold XLM	185.1982567	\$66.85	\$107.22	None	-\$40.37	-\$40.37
Date Acquired (Tax Lots)							
	05/14/2021	3.0563094 XLM	\$1.10	\$2.00	None	-\$0.90	
	05/14/2021	3.0569401 XLM	\$1.10	\$2.00	None	-\$0.90	
	05/14/2021	3.0476748 XLM	\$1.10	\$1.99	None	-\$0.89	
	02/12/2021	98.5618288 XLM	\$35.58	\$50.00	None	-\$14.42	
	05/14/2021	3.0563094 XLM	\$1.10	\$2.00	None	-\$0.90	
	05/14/2021	3.0492965 XLM	\$1.10	\$2.00	None	-\$0.90	
	05/14/2021	71.3698977 XLM	\$25.76	\$47.23	None	-\$21.46	

## Section 2

## Data source: Not available

These are taxable transactions incurring realized gains or losses where the cost basis is unavailable.

⚠ For these transactions Coinbase does not have a cost basis on record. We estimate your gains/losses for these transactions by assuming \$0 cost basis and treating your date received as date acquired.

Date Sold	Event	Amount	Proceeds	Cost Basis	Long Term	Short Term	Total Gains/Losses
10/27/2021	 Sold SHIB	1759497.76895682	\$97.01	\$53.65	None	\$43.36	\$43.36
Date Acquired (Tax Lots)							
	⚠ 10/11/2021	1759497.76895682 SHIB	\$97.01	\$53.65	None	\$43.36	