

Gain / Loss report

Venukumar Boddupalli | 865aaaae8-2615-5518-be8c-0af18fdce98b | unev27@gmail.com

About report

This report includes all taxable activity with realized gains or losses. For US customers, Sells and Converts are taxable events that realize gains. This report does not include taxable events like Staking or Coinbase Earn that result in income. For final tax obligations, please consult your tax advisor.

Summary

Cost Basis Method: **HIFO**

Data source	Long-term	Short-term	Total gains/losses
Coinbase	None	\$2,409.56	\$2,409.56
Total	None	\$2,409.56	\$2,409.56

Report legend

Short-term

The tax you pay on capital gains or losses depends on how long you hold the asset. If you hold an asset for 1 year or less, you pay the short term capital gains tax rate.

Long-term




The tax you pay on capital gains or losses depends on how long you hold the asset. If you hold an asset for 1 year and 1 day, or longer, you pay the long term capital gains tax rate.




Proceeds


The amount of money you received when you sold your cryptocurrency. If you received USD in exchange for your cryptocurrency then the cash you received is your proceeds. If you exchanged one cryptocurrency for another it will be the dollar value of the crypto you received.

Data source: Coinbase

These are taxable transactions incurring realized gains or losses where Coinbase all relevant data points.


Date Sold	Event	Amount	Proceeds	Cost Basis	Long Term	Short Term	Total Gains/Losses
10/27/2021	 Sold SHIB	65113386.8239806	\$3,940.40	\$3,188.54	None	\$751.86	\$751.86
Date Acquired (Tax Lots)							
10/26/2021		65113386.8239806 SHIB	\$3,940.40	\$3,188.54	None	\$751.86	
Date Sold	Event	Amount	Proceeds	Cost Basis	Long Term	Short Term	Total Gains/Losses
10/27/2021	 Sold SHIB	7680155.32346127	\$492.55	\$376.09	None	\$116.46	\$116.46
Date Acquired (Tax Lots)							
10/26/2021		7680155.32346127 SHIB	\$492.55	\$376.09	None	\$116.46	
Date Sold	Event	Amount	Proceeds	Cost Basis	Long Term	Short Term	Total Gains/Losses
10/27/2021	 Sold SHIB	3005907.35943814	\$197.01	\$147.20	None	\$49.81	\$49.81
Date Acquired (Tax Lots)							
10/26/2021		3005907.35943814 SHIB	\$197.01	\$147.20	None	\$49.81	

Date Sold	Event	Amount	Proceeds	Cost Basis	Long Term	Short Term	Total Gains/Losses
10/27/2021	 Sold SHIB	7262791.77358102	\$492.55	\$355.65	None	\$136.90	\$136.90
Date Acquired (Tax Lots)							
10/26/2021	7262791.77358102 SHIB		\$492.55	\$355.65	None	\$136.90	
Date Sold	Event	Amount	Proceeds	Cost Basis	Long Term	Short Term	Total Gains/Losses
10/27/2021	 Sold SHIB	13147895.4163807	\$985.10	\$643.84	None	\$341.26	\$341.26
Date Acquired (Tax Lots)							
10/26/2021	13147895.4163807 SHIB		\$985.10	\$643.84	None	\$341.26	
Date Sold	Event	Amount	Proceeds	Cost Basis	Long Term	Short Term	Total Gains/Losses
10/27/2021	 Sold SHIB	10485167.364141	\$788.08	\$485.17	None	\$302.91	\$302.91
Date Acquired (Tax Lots)							
10/25/2021	4589917.64169417 SHIB		\$344.98	\$196.49	None	\$148.50	
10/26/2021	5895249.72244683 SHIB		\$443.10	\$288.68	None	\$154.41	

Date Sold	Event	Amount	Proceeds	Cost Basis	Long Term	Short Term	Total Gains/Losses
10/29/2021	 Sold SHIB	13655232.68516492	\$985.10	\$580.71	None	\$404.39	\$404.39


Date Acquired (Tax Lots)

10/25/2021	5397072.39391242 SHIB	\$389.35	\$227.19	None	\$162.16
10/25/2021	8258160.2912525 SHIB	\$595.75	\$353.51	None	\$242.24

Date Sold	Event	Amount	Proceeds	Cost Basis	Long Term	Short Term	Total Gains/Losses
10/29/2021	 Sold SHIB	2299077.08477026	\$172.01	\$96.78	None	\$75.23	\$75.23


Date Acquired (Tax Lots)

10/25/2021	2299077.08477026 SHIB	\$172.01	\$96.78	None	\$75.23
------------	-----------------------	----------	---------	------	---------

Date Sold	Event	Amount	Proceeds	Cost Basis	Long Term	Short Term	Total Gains/Losses
10/30/2021	 Sold LRC	168.14875784	\$97.01	\$92.36	None	\$4.65	\$4.65


Date Acquired (Tax Lots)

10/29/2021	168.14875784 LRC	\$97.01	\$92.36	None	\$4.65
------------	------------------	---------	---------	------	--------

Date Sold	Event	Amount	Proceeds	Cost Basis	Long Term	Short Term	Total Gains/Losses
11/01/2021	 Sold SHIB	139393221.30764822	\$9,851.00	\$8,728.88	None	\$1,122.12	\$1,122.12


Date Acquired (Tax Lots)

10/25/2021	41070650.77920166 SHIB	\$2,902.49	\$1,728.88	None	\$1,173.61
10/30/2021	98322570.52844656 SHIB	\$6,948.51	\$7,000.00	None	-\$51.49

Date Sold	Event	Amount	Proceeds	Cost Basis	Long Term	Short Term	Total Gains/Losses
11/01/2021	 Sold LRC	266.6556449	\$197.01	\$146.47	None	\$50.54	\$50.54


Date Acquired (Tax Lots)

10/29/2021	266.6556449 LRC	\$197.01	\$146.47	None	\$50.54
------------	-----------------	----------	----------	------	---------

Date Sold	Event	Amount	Proceeds	Cost Basis	Long Term	Short Term	Total Gains/Losses
11/01/2021	 Sold LRC	231.57260959	\$197.01	\$127.20	None	\$69.81	\$69.81


Date Acquired (Tax Lots)

10/29/2021	231.57260959 LRC	\$197.01	\$127.20	None	\$69.81
------------	------------------	----------	----------	------	---------

Date Sold	Event	Amount	Proceeds	Cost Basis	Long Term	Short Term	Total Gains/Losses
11/01/2021	 Sold LRC	225.48351558	\$246.28	\$123.86	None	\$122.42	\$122.42


Date Acquired (Tax Lots)

10/29/2021	225.48351558 LRC	\$246.28	\$123.86	None	\$122.42
------------	------------------	----------	----------	------	----------

Date Sold	Event	Amount	Proceeds	Cost Basis	Long Term	Short Term	Total Gains/Losses
11/02/2021	 Sold LRC	138.8813937	\$172.01	\$76.29	None	\$95.72	\$95.72


Date Acquired (Tax Lots)

10/29/2021	138.8813937 LRC	\$172.01	\$76.29	None	\$95.72
------------	-----------------	----------	---------	------	---------

Date Sold	Event	Amount	Proceeds	Cost Basis	Long Term	Short Term	Total Gains/Losses
11/02/2021	 Sold LRC	165.24985319	\$265.98	\$90.77	None	\$175.21	\$175.21


Date Acquired (Tax Lots)

10/29/2021	165.24985319 LRC	\$265.98	\$90.77	None	\$175.21
------------	------------------	----------	---------	------	----------

Date Sold	Event	Amount	Proceeds	Cost Basis	Long Term	Short Term	Total Gains/Losses
11/02/2021	 Sold SHIB	15185819.2059197	\$1,083.61	\$1,014.36	None	\$69.25	\$69.25


Date Acquired (Tax Lots)

11/02/2021	13656789.36694826 SHIB	\$974.50	\$950.00	None	\$24.50
10/25/2021	1529029.83897144 SHIB	\$109.11	\$64.36	None	\$44.74

Date Sold	Event	Amount	Proceeds	Cost Basis	Long Term	Short Term	Total Gains/Losses
11/04/2021	 Sold SHIB	187704006.10954972	\$8,865.90	\$11,601.42	None	-\$2,735.52	-\$2,735.52


Date Acquired (Tax Lots)

10/25/2021	40418279.96032584 SHIB	\$1,909.09	\$1,701.42	None	\$207.67
11/03/2021	147285726.14922388 SHIB	\$6,956.81	\$9,900.00	None	-\$2,943.19

Date Sold	Event	Amount	Proceeds	Cost Basis	Long Term	Short Term	Total Gains/Losses
11/05/2021	 Sold SHIB	176664572.8643216	\$8,865.90	\$9,201.55	None	-\$335.65	-\$335.65


Date Acquired (Tax Lots)

10/18/2021	687905.59227156 SHIB	\$34.52	\$20.19	None	\$14.33
11/05/2021	171668312.13581892 SHIB	\$8,615.16	\$9,000.00	None	-\$384.84
10/25/2021	4308355.13623112 SHIB	\$216.21	\$181.36	None	\$34.85

Date Sold	Event	Amount	Proceeds	Cost Basis	Long Term	Short Term	Total Gains/Losses
11/05/2021	 Sold SHIB	143700960.94507636	\$8,028.56	\$7,797.59	None	\$230.97	\$230.97


Date Acquired (Tax Lots)

11/05/2021	143700960.94507636 SHIB	\$8,028.56	\$7,797.59	None	\$230.97
------------	-------------------------	------------	------------	------	----------

Date Sold	Event	Amount	Proceeds	Cost Basis	Long Term	Short Term	Total Gains/Losses
11/14/2021	 Sold LTC	22.58820729	\$6,009.11	\$5,910.92	None	\$98.19	\$98.19

Date Acquired (Tax Lots)

11/12/2021	15.39274356 LTC	\$4,094.91	\$3,910.92	None	\$183.99
11/09/2021	7.19546373 LTC	\$1,914.20	\$2,000.00	None	-\$85.80

Date Sold	Event	Amount	Proceeds	Cost Basis	Long Term	Short Term	Total Gains/Losses
11/23/2021	 Sold LRC	2911.22610191	\$9,358.45	\$8,095.41	None	\$1,263.04	\$1,263.04

Date Acquired (Tax Lots)

11/15/2021	2015.82339234 LRC	\$6,480.08	\$6,000.00	None	\$480.08
10/29/2021	173.69992427 LRC	\$558.38	\$95.41	None	\$462.96
11/16/2021	721.7027853 LRC	\$2,319.99	\$2,000.00	None	\$319.99