

# Gain / Loss report

Eswar Naveen Kumar Cherukuri | c5be0a2d-f6a6-541d-9d42-e79ea0b53a8f | cenkumar90@gmail.com

## About report

This report includes all taxable activity with realized gains or losses. For US customers, Sells and Converts are taxable events that realize gains. This report does not include taxable events like Staking or Coinbase Earn that result in income. For final tax obligations, please consult your tax advisor.

## Summary

Cost Basis Method: **HIFO**

Data source	Long-term	Short-term	Total gains/losses
Coinbase	None	\$451.16	\$451.16
Total	None	\$451.16	\$451.16

## Report legend

### Short-term

The tax you pay on capital gains or losses depends on how long you hold the asset. If you hold an asset for 1 year or less, you pay the short term capital gains tax rate.

### Long-term



The tax you pay on capital gains or losses depends on how long you hold the asset. If you hold an asset for 1 year and 1 day, or longer, you pay the long term capital gains tax rate.


### Proceeds

The amount of money you received when you sold your cryptocurrency. If you received USD in exchange for your cryptocurrency then the cash you received is your proceeds. If you exchanged one cryptocurrency for another it will be the dollar value of the crypto you received.

## Data source: Coinbase

These are taxable transactions incurring realized gains or losses where Coinbase all relevant data points.

Date Sold	Event	Amount	Proceeds	Cost Basis	Long Term	Short Term	Total Gains/Losses
04/29/2021	 Converted from ADA	150.699455	\$196.15	\$200.00	None	-\$3.85	<b>-\$3.85</b>
Date Acquired (Tax Lots)							
	04/29/2021	150.699455 ADA	\$196.15	\$200.00	None	-\$3.85	
Date Sold	Event	Amount	Proceeds	Cost Basis	Long Term	Short Term	Total Gains/Losses
07/26/2021	 Sold BTC	0.10782748	\$4,046.98	\$3,607.07	None	\$439.91	<b>\$439.91</b>
Date Acquired (Tax Lots)							
	06/21/2021	0.000306 BTC	\$11.48	\$9.99	None	\$1.49	
	06/08/2021	0.07837321 BTC	\$2,941.50	\$2,500.00	None	\$441.50	
	06/08/2021	0.00914458 BTC	\$343.21	\$300.00	None	\$43.21	
	04/29/2021	0.00362861 BTC	\$136.19	\$192.08	None	-\$55.89	
	06/08/2021	0.01261156 BTC	\$473.34	\$400.00	None	\$73.34	
	03/31/2021	0.00008472 BTC	\$3.18	\$5.00	None	-\$1.82	
	04/29/2021	0.0036788 BTC	\$138.07	\$200.00	None	-\$61.93	

Date Sold	Event	Amount	Proceeds	Cost Basis	Long Term	Short Term	Total Gains/Losses
07/31/2021	 Sold ETH	1.9115318	\$4,615.10	\$4,600.00	None	\$15.10	<b>\$15.10</b>
Date Acquired (Tax Lots)							
06/18/2021	0.70154725 ETH	\$1,693.78	\$1,600.00	None	\$93.78		
05/28/2021	1.20998455 ETH	\$2,921.32	\$3,000.00	None	-\$78.68		