

# Gain / Loss report

sai krishna reddy potu | 34cf2dea-a417-59c5-9a6c-b5474f00a0d3 | saikrishnareddy94@live.com

## About report

This report includes all taxable activity with realized gains or losses. For US customers, Sells and Converts are taxable events that realize gains. This report does not include taxable events like Staking or Coinbase Earn that result in income. For final tax obligations, please consult your tax advisor.

## Summary

Cost Basis Method: **HIFO**

Data source	Long-term	Short-term	Total gains/losses
Coinbase	\$119.58	-\$8.19	\$111.39
<b>Total</b>	<b>\$119.58</b>	<b>-\$8.19</b>	<b>\$111.39</b>

## Report legend

### Short-term

The tax you pay on capital gains or losses depends on how long you hold the asset. If you hold an asset for 1 year or less, you pay the short term capital gains tax rate.

### Long-term




The tax you pay on capital gains or losses depends on how long you hold the asset. If you hold an asset for 1 year and 1 day, or longer, you pay the long term capital gains tax rate.

### Proceeds

The amount of money you received when you sold your cryptocurrency. If you received USD in exchange for your cryptocurrency then the cash you received is your proceeds. If you exchanged one cryptocurrency for another it will be the dollar value of the crypto you received.

## Data source: Coinbase

These are taxable transactions incurring realized gains or losses where Coinbase all relevant data points.

Date Sold	Event	Amount	Proceeds	Cost Basis	Long Term	Short Term	Total Gains/Losses
01/14/2021	 Sold XRP	637.291926	\$183.88	\$114.34	None	\$69.54	<b>\$69.54</b>
Date Acquired (Tax Lots)							
	04/02/2020	343.134633 XRP	\$99.01	\$64.34	None	\$34.66	
	03/24/2020	294.157293 XRP	\$84.87	\$50.00	None	\$34.87	
Date Sold	Event	Amount	Proceeds	Cost Basis	Long Term	Short Term	Total Gains/Losses
10/26/2021	 Converted from USDC	200	\$200.00	\$200.00	None	\$0.00	<b>\$0.00</b>
Date Acquired (Tax Lots)							
	10/26/2021	200 USDC	\$200.00	\$200.00	None	\$0.00	
Date Sold	Event	Amount	Proceeds	Cost Basis	Long Term	Short Term	Total Gains/Losses
11/02/2021	 Converted from XTZ	112.905062	\$701.35	\$659.50	\$119.58	-\$77.73	<b>\$41.85</b>
Date Acquired (Tax Lots)							
	09/19/2021	0.037593 XTZ	\$0.23	\$0.25	None	-\$0.01	
	08/01/2021	0.037792 XTZ	\$0.23	\$0.12	None	\$0.12	

08/23/2021	0.037664 XTZ	\$0.23	\$0.15	None	\$0.08
06/01/2021	0.009176 XTZ	\$0.06	\$0.03	None	\$0.02
10/06/2021	0.037538 XTZ	\$0.23	\$0.28	None	-\$0.05
03/26/2021	0.009149 XTZ	\$0.06	\$0.04	None	\$0.02
03/06/2021	0.00955 XTZ	\$0.06	\$0.04	None	\$0.02
07/03/2021	0.037854 XTZ	\$0.24	\$0.11	None	\$0.12
08/14/2021	0.038344 XTZ	\$0.24	\$0.14	None	\$0.10
10/04/2021	0.035752 XTZ	\$0.22	\$0.32	None	-\$0.10
05/06/2021	51.190334 XTZ	\$317.99	\$400.00	None	-\$82.01
07/26/2021	0.037806 XTZ	\$0.23	\$0.11	None	\$0.12
03/12/2021	0.009435 XTZ	\$0.06	\$0.04	None	\$0.02
07/20/2021	0.036491 XTZ	\$0.23	\$0.08	None	\$0.15
02/17/2021	0.009192 XTZ	\$0.06	\$0.04	None	\$0.02
06/15/2021	0.018241 XTZ	\$0.11	\$0.06	None	\$0.05
05/15/2021	0.00922 XTZ	\$0.06	\$0.06	None	\$0.00
10/30/2021	0.036796 XTZ	\$0.23	\$0.24	None	-\$0.01
06/12/2021	0.008395 XTZ	\$0.05	\$0.03	None	\$0.03
10/18/2021	0.037444 XTZ	\$0.23	\$0.24	None	-\$0.01
04/27/2021	0.009372 XTZ	\$0.06	\$0.05	None	\$0.01
09/13/2021	0.034761 XTZ	\$0.22	\$0.26	None	-\$0.05
03/03/2021	0.009456 XTZ	\$0.06	\$0.04	None	\$0.02
08/29/2021	0.000451 XTZ	\$0.00	\$0.00	None	\$0.00
03/23/2021	0.009561 XTZ	\$0.06	\$0.04	None	\$0.02
09/04/2021	0.034345 XTZ	\$0.21	\$0.18	None	\$0.03
08/04/2021	0.037605 XTZ	\$0.23	\$0.12	None	\$0.12
08/26/2021	0.036931 XTZ	\$0.23	\$0.17	None	\$0.06
03/15/2021	0.008984 XTZ	\$0.06	\$0.03	None	\$0.02
09/16/2021	0.037817 XTZ	\$0.23	\$0.26	None	-\$0.02
04/07/2021	0.009521 XTZ	\$0.06	\$0.06	None	\$0.00
09/25/2021	0.036674 XTZ	\$0.23	\$0.26	None	-\$0.03

07/29/2021	0.039437 XTZ	\$0.24	\$0.11	None	\$0.13
02/20/2021	0.009472 XTZ	\$0.06	\$0.05	None	\$0.01
03/18/2021	0.009555 XTZ	\$0.06	\$0.04	None	\$0.02
04/18/2021	0.009244 XTZ	\$0.06	\$0.05	None	\$0.00
04/10/2021	0.009438 XTZ	\$0.06	\$0.06	None	-\$0.00
09/01/2021	0.033635 XTZ	\$0.21	\$0.18	None	\$0.03
05/08/2021	0.009608 XTZ	\$0.06	\$0.07	None	-\$0.01
10/09/2021	0.03775 XTZ	\$0.23	\$0.28	None	-\$0.05
08/17/2021	0.076572 XTZ	\$0.48	\$0.29	None	\$0.19
03/21/2021	0.009719 XTZ	\$0.06	\$0.04	None	\$0.02
05/26/2021	0.009618 XTZ	\$0.06	\$0.04	None	\$0.02
04/30/2021	0.0093 XTZ	\$0.06	\$0.05	None	\$0.01
05/29/2021	0.009467 XTZ	\$0.06	\$0.03	None	\$0.03
07/06/2021	0.032461 XTZ	\$0.20	\$0.09	None	\$0.11
10/21/2021	0.035522 XTZ	\$0.22	\$0.25	None	-\$0.03
09/30/2021	0.035447 XTZ	\$0.22	\$0.21	None	\$0.01
03/09/2021	0.009501 XTZ	\$0.06	\$0.04	None	\$0.02
05/03/2021	0.009428 XTZ	\$0.06	\$0.05	None	\$0.00
06/18/2021	0.038401 XTZ	\$0.24	\$0.12	None	\$0.12
05/23/2021	0.009383 XTZ	\$0.06	\$0.03	None	\$0.03
07/09/2021	0.039318 XTZ	\$0.24	\$0.11	None	\$0.14
10/24/2021	0.037139 XTZ	\$0.23	\$0.25	None	-\$0.02
03/24/2020	27.299356 XTZ	\$169.58	\$50.00	\$119.58	None
05/05/2021	32.391456 XTZ	\$201.21	\$200.00	None	\$1.21
04/01/2021	0.008968 XTZ	\$0.06	\$0.04	None	\$0.01
09/22/2021	0.037402 XTZ	\$0.23	\$0.19	None	\$0.05
06/09/2021	0.009254 XTZ	\$0.06	\$0.03	None	\$0.03
10/15/2021	0.037055 XTZ	\$0.23	\$0.26	None	-\$0.02
06/21/2021	0.038921 XTZ	\$0.24	\$0.11	None	\$0.13

02/28/2021	0.009273 XTZ	\$0.06	\$0.03	None	\$0.03
04/24/2021	0.009269 XTZ	\$0.06	\$0.04	None	\$0.01
06/27/2021	0.036565 XTZ	\$0.23	\$0.09	None	\$0.14
10/12/2021	0.037428 XTZ	\$0.23	\$0.27	None	-\$0.03
08/20/2021	0.034937 XTZ	\$0.22	\$0.13	None	\$0.09
07/23/2021	0.030638 XTZ	\$0.19	\$0.08	None	\$0.11
04/13/2021	0.009943 XTZ	\$0.06	\$0.06	None	-\$0.00
07/17/2021	0.037708 XTZ	\$0.23	\$0.09	None	\$0.14
09/10/2021	0.070838 XTZ	\$0.44	\$0.39	None	\$0.05
04/04/2021	0.008687 XTZ	\$0.05	\$0.04	None	\$0.01
03/29/2021	0.009184 XTZ	\$0.06	\$0.04	None	\$0.02
06/06/2021	0.00931 XTZ	\$0.06	\$0.03	None	\$0.03
06/30/2021	0.038134 XTZ	\$0.24	\$0.11	None	\$0.13
05/17/2021	0.009118 XTZ	\$0.06	\$0.05	None	\$0.01
02/23/2021	0.0099 XTZ	\$0.06	\$0.03	None	\$0.03
09/28/2021	0.036512 XTZ	\$0.23	\$0.21	None	\$0.01
07/12/2021	0.037358 XTZ	\$0.23	\$0.11	None	\$0.12
05/06/2021	0.009512 XTZ	\$0.06	\$0.07	None	-\$0.01
06/04/2021	0.00919 XTZ	\$0.06	\$0.03	None	\$0.02
02/26/2021	0.009722 XTZ	\$0.06	\$0.03	None	\$0.03
05/20/2021	0.009742 XTZ	\$0.06	\$0.04	None	\$0.02
04/15/2021	0.00937 XTZ	\$0.06	\$0.06	None	-\$0.00
05/12/2021	0.009366 XTZ	\$0.06	\$0.06	None	-\$0.01
04/21/2021	0.009476 XTZ	\$0.06	\$0.05	None	\$0.01
10/27/2021	0.036795 XTZ	\$0.23	\$0.22	None	\$0.01
07/15/2021	0.038092 XTZ	\$0.24	\$0.10	None	\$0.14
06/24/2021	0.037924 XTZ	\$0.24	\$0.10	None	\$0.13