

Gain / Loss report

Rahul Munagala | addf7cf7-5503-57ee-aefb-e10483b1db38 | rahul.munagala7@gmail.com

About report

This report includes all taxable activity with realized gains or losses. For US customers, Sells and Converts are taxable events that realize gains. This report does not include taxable events like Staking or Coinbase Earn that result in income. For final tax obligations, please consult your tax advisor.

Summary

Cost Basis Method: **HIFO**

Data source	Long-term	Short-term	Total gains/losses
Coinbase	None	\$406.37	\$406.37
Total	None	\$406.37	\$406.37

Report legend

Short-term

The tax you pay on capital gains or losses depends on how long you hold the asset. If you hold an asset for 1 year or less, you pay the short term capital gains tax rate.

Long-term


The tax you pay on capital gains or losses depends on how long you hold the asset. If you hold an asset for 1 year and 1 day, or longer, you pay the long term capital gains tax rate.

Proceeds

The amount of money you received when you sold your cryptocurrency. If you received USD in exchange for your cryptocurrency then the cash you received is your proceeds. If you exchanged one cryptocurrency for another it will be the dollar value of the crypto you received.


Data source: Coinbase

These are taxable transactions incurring realized gains or losses where Coinbase all relevant data points.

Date Sold	Event	Amount	Proceeds	Cost Basis	Long Term	Short Term	Total Gains/Losses
04/27/2021	 Converted from XLM	294.79307	\$150.00	\$117.96	None	\$32.04	\$32.04


Date Acquired (Tax Lots)

02/23/2021	21.738531 XLM	\$11.06	\$11.00	None	\$0.06
02/16/2021	18.6425614 XLM	\$9.49	\$11.00	None	-\$1.51
03/02/2021	22.3184795 XLM	\$11.36	\$11.00	None	\$0.36
02/09/2021	24.0989318 XLM	\$12.26	\$11.00	None	\$1.26
02/03/2021	207.9945663 XLM	\$105.83	\$73.96	None	\$31.87

Date Sold	Event	Amount	Proceeds	Cost Basis	Long Term	Short Term	Total Gains/Losses
04/28/2021	 Converted from XLM	646.6659805	\$333.32	\$196.58	None	\$136.73	\$136.73


Date Acquired (Tax Lots)

02/03/2021	73.2244403 XLM	\$37.74	\$26.04	None	\$11.70
01/30/2021	573.4415402 XLM	\$295.58	\$170.55	None	\$125.03

Date Sold	Event	Amount	Proceeds	Cost Basis	Long Term	Short Term	Total Gains/Losses
05/05/2021	 Converted from ETH	0.12097457	\$399.72	\$324.91	None	\$74.81	\$74.81


Date Acquired (Tax Lots)

04/28/2021	0.12097457 ETH	\$399.72	\$324.91	None	\$74.81
------------	----------------	----------	----------	------	---------

Date Sold	Event	Amount	Proceeds	Cost Basis	Long Term	Short Term	Total Gains/Losses
05/07/2021	 Converted from ETC	0.68919607	\$88.00	\$52.57	None	\$35.43	\$35.43


Date Acquired (Tax Lots)

05/05/2021	0.68919607 ETC	\$88.00	\$52.57	None	\$35.43
------------	----------------	---------	---------	------	---------

Date Sold	Event	Amount	Proceeds	Cost Basis	Long Term	Short Term	Total Gains/Losses
05/09/2021	 Converted from ETC	1.52646648	\$181.00	\$116.44	None	\$64.56	\$64.56


Date Acquired (Tax Lots)

05/05/2021	1.52646648 ETC	\$181.00	\$116.44	None	\$64.56
------------	----------------	----------	----------	------	---------

Date Sold	Event	Amount	Proceeds	Cost Basis	Long Term	Short Term	Total Gains/Losses
10/05/2021	 Converted from ETC	5.9823707	\$320.00	\$325.04	None	-\$5.04	-\$5.04


Date Acquired (Tax Lots)

05/05/2021	2.90888628 ETC	\$155.60	\$221.89	None	-\$66.29
04/27/2021	3.07348442 ETC	\$164.40	\$103.15	None	\$61.25

Date Sold	Event	Amount	Proceeds	Cost Basis	Long Term	Short Term	Total Gains/Losses
10/05/2021	 Converted from ADA	90.816211	\$200.00	\$165.03	None	\$34.97	\$34.97


Date Acquired (Tax Lots)

05/09/2021	90.816211 ADA	\$200.00	\$165.03	None	\$34.97
------------	---------------	----------	----------	------	---------

Date Sold	Event	Amount	Proceeds	Cost Basis	Long Term	Short Term	Total Gains/Losses
10/05/2021	 Converted from ETC	1.27369446	\$68.00	\$42.75	None	\$25.25	\$25.25

Date Acquired (Tax Lots)

04/27/2021	1.27369446 ETC	\$68.00	\$42.75	None	\$25.25
------------	----------------	---------	---------	------	---------

Date Sold	Event	Amount	Proceeds	Cost Basis	Long Term	Short Term	Total Gains/Losses
10/09/2021	 Converted from XLM	159.3283874	\$55.00	\$47.39	None	\$7.61	\$7.61
Date Acquired (Tax Lots)							
		159.3283874 XLM	\$55.00	\$47.39	None	\$7.61	