

# Gain / Loss report


suresh mariyala | 6b22be69-b36a-5ef5-999e-af5ca136e4ed | sk.mariyala@gmail.com

## About report

This report includes all taxable activity with realized gains or losses. For US customers, Sells and Converts are taxable events that realize gains. This report does not include taxable events like Staking or Coinbase Earn that result in income. For final tax obligations, please consult your tax advisor.

## Summary

Cost Basis Method: **HIFO**

Data source	Long-term	Short-term	Total gains/losses
Coinbase	None	\$156.30	\$156.30
 Not Available	None	-\$416.95	-\$416.95
<b>Total</b>	None	-\$260.65	-\$260.65

## Report legend

### Short-term

The tax you pay on capital gains or losses depends on how long you hold the asset. If you hold an asset for 1 year or less, you pay the short term capital gains tax rate.

### Long-term


The tax you pay on capital gains or losses depends on how long you hold the asset. If you hold an asset for 1 year and 1 day, or longer, you pay the long term capital gains tax rate.

### Proceeds

The amount of money you received when you sold your cryptocurrency. If you received USD in exchange for your cryptocurrency then the cash you received is your proceeds. If you exchanged one cryptocurrency for another it will be the dollar value of the crypto you received.

### Some data not available

Why?

When you transfer crypto to Coinbase and you acquired it elsewhere, Coinbase does not have a record of the asset's original cost basis and/or date acquired. For these transactions, we indicate that these data points are not available with .



How to treat these transactions


We estimate your gains/losses for these transactions by assuming \$0 cost basis and treating your date received as date acquired. Before filing your taxes, work with your tax professional or follow our guide to prepare these data points to accurately report your gains or losses.

## Section 1

## Data source: Coinbase


These are taxable transactions incurring realized gains or losses where Coinbase all relevant data points.

Date Sold	Event	Amount	Proceeds	Cost Basis	Long Term	Short Term	Total Gains/Losses
09/20/2021	 Converted from ETH	0.06607453	\$200.00	\$282.74	None	-\$82.74	-\$82.74
Date Acquired (Tax Lots)							
	05/10/2021	0.06607453 ETH	\$200.00	\$282.74	None	-\$82.74	
Date Sold	Event	Amount	Proceeds	Cost Basis	Long Term	Short Term	Total Gains/Losses
09/30/2021	 Sold XLM	36.1153773	\$8.97	\$10.01	None	-\$1.04	-\$1.04
Date Acquired (Tax Lots)							
	09/30/2021	7.2251725 XLM	\$1.79	\$2.00	None	-\$0.21	
	09/30/2021	7.2199299 XLM	\$1.79	\$2.00	None	-\$0.21	
	09/30/2021	7.2251725 XLM	\$1.79	\$2.00	None	-\$0.21	
	09/30/2021	7.2199299 XLM	\$1.79	\$2.00	None	-\$0.21	
	09/30/2021	7.2251725 XLM	\$1.79	\$2.00	None	-\$0.21	

Date Sold	Event	Amount	Proceeds	Cost Basis	Long Term	Short Term	Total Gains/Losses
09/30/2021	 Sold COMP	0.02917943	\$7.95	\$9.00	None	-\$1.05	<b>-\$1.05</b>


## Date Acquired (Tax Lots)

09/30/2021	0.00972637 COMP	\$2.65	\$3.00	None	-\$0.35
09/30/2021	0.00972448 COMP	\$2.65	\$3.00	None	-\$0.35
09/30/2021	0.00972858 COMP	\$2.65	\$3.00	None	-\$0.35

Date Sold	Event	Amount	Proceeds	Cost Basis	Long Term	Short Term	Total Gains/Losses
09/30/2021	 Sold GRT	6.14439688	\$2.96	\$4.00	None	-\$1.04	<b>-\$1.04</b>


## Date Acquired (Tax Lots)

09/30/2021	1.53727902 GRT	\$0.74	\$1.00	None	-\$0.26
09/30/2021	1.53727902 GRT	\$0.74	\$1.00	None	-\$0.26
09/30/2021	1.53491942 GRT	\$0.74	\$1.00	None	-\$0.26
09/30/2021	1.53491942 GRT	\$0.74	\$1.00	None	-\$0.26

Date Sold	Event	Amount	Proceeds	Cost Basis	Long Term	Short Term	Total Gains/Losses
09/30/2021	 Sold AMP	66.99419385	\$2.24	\$3.00	None	-\$0.76	<b>-\$0.76</b>


## Date Acquired (Tax Lots)

09/30/2021	22.33139795 AMP	\$0.75	\$1.00	None	-\$0.25
09/30/2021	22.33139795 AMP	\$0.75	\$1.00	None	-\$0.25
09/30/2021	22.33139795 AMP	\$0.75	\$1.00	None	-\$0.25

Date Sold	Event	Amount	Proceeds	Cost Basis	Long Term	Short Term	Total Gains/Losses
09/30/2021	 Sold CLV	3	\$2.23	\$3.02	None	-\$0.79	<b>-\$0.79</b>


## Date Acquired (Tax Lots)

09/30/2021	1 CLV	\$0.74	\$1.00	None	-\$0.26
09/30/2021	1 CLV	\$0.74	\$1.00	None	-\$0.26
09/30/2021	1 CLV	\$0.74	\$1.00	None	-\$0.26

Date Sold	Event	Amount	Proceeds	Cost Basis	Long Term	Short Term	Total Gains/Losses
09/30/2021	 Sold FET	4.0337128	\$1.91	\$3.01	None	-\$1.10	<b>-\$1.10</b>

## Date Acquired (Tax Lots)

09/30/2021	1.3442667 FET	\$0.64	\$1.00	None	-\$0.37
09/30/2021	1.34228188 FET	\$0.64	\$1.00	None	-\$0.37
09/30/2021	1.34716422 FET	\$0.64	\$1.00	None	-\$0.36

Date Sold	Event	Amount	Proceeds	Cost Basis	Long Term	Short Term	Total Gains/Losses
10/02/2021	 Sold SOL	7.563721103	\$1,281.57	\$1,036.76	None	\$244.81	<b>\$244.81</b>

## Date Acquired (Tax Lots)


09/20/2021	7.563721103 SOL	\$1,281.57	\$1,036.76	None	\$244.81
------------	-----------------	------------	------------	------	----------

## Section 2

## Data source: Not available

These are taxable transactions incurring realized gains or losses where the cost basis is unavailable.

ⓘ For these transactions Coinbase does not have a cost basis on record. We estimate your gains/losses for these transactions by assuming \$0 cost basis and treating your date received as date acquired.

Date Sold	Event	Amount	Proceeds	Cost Basis	Long Term	Short Term	Total Gains/Losses
09/20/2021	 Converted from ETH	0.35383895	\$1,054.97	\$1,471.92	None	-\$416.95	-\$416.95
Date Acquired (Tax Lots)							
	ⓘ 05/14/2021	0.00191974 ETH	\$5.72	\$0.00	None	\$5.72	
	05/10/2021	0.15702205 ETH	\$468.16	\$671.92	None	-\$203.76	
	05/12/2021	0.19489716 ETH	\$581.08	\$800.00	None	-\$218.92	