

# IRS e-file Signature Authorization

▶ **ERO must obtain and retain completed Form 8879.**  
▶ **Go to [www.irs.gov/Form8879](http://www.irs.gov/Form8879) for the latest information.**

Submission Identification Number (SID) ▶

Taxpayer's name AMARESH GANDHI BALASEKAR	Social security number 719-35-6381
Spouse's name ASHWINI ASHWATHNARAYANA	Spouse's social security number 967-98-3168

## Part I Tax Return Information — Tax Year Ending December 31, 2022 (Enter year you are authorizing.)

Enter whole dollars only on lines 1 through 5.

**Note:** Form 1040-SS filers use line 4 only. Leave lines 1, 2, 3, and 5 blank.

1 Adjusted gross income . . . . .	1	112,151.
2 Total tax . . . . .	2	7,715.
3 Federal income tax withheld from Form(s) W-2 and Form(s) 1099 . . . . .	3	8,663.
4 Amount you want refunded to you . . . . .	4	948.
5 Amount you owe . . . . .	5	

## Part II Taxpayer Declaration and Signature Authorization (Be sure you get and keep a copy of your return)

Under penalties of perjury, I declare that I have examined a copy of the income tax return (original or amended) I am now authorizing, and to the best of my knowledge and belief, it is true, correct, and complete. I further declare that the amounts in Part I above are the amounts from the income tax return (original or amended) I am now authorizing. I consent to allow my intermediate service provider, transmitter, or electronic return originator (ERO) to send my return to the IRS and to receive from the IRS (a) an acknowledgement of receipt or reason for rejection of the transmission, (b) the reason for any delay in processing the return or refund, and (c) the date of any refund. If applicable, I authorize the U.S. Treasury and its designated Financial Agent to initiate an ACH electronic funds withdrawal (direct debit) entry to the financial institution account indicated in the tax preparation software for payment of my federal taxes owed on this return and/or a payment of estimated tax, and the financial institution to debit the entry to this account. This authorization is to remain in full force and effect until I notify the U.S. Treasury Financial Agent to terminate the authorization. To revoke (cancel) a payment, I must contact the U.S. Treasury Financial Agent at **1-888-353-4537**. Payment cancellation requests must be received no later than 2 business days prior to the payment (settlement) date. I also authorize the financial institutions involved in the processing of the electronic payment of taxes to receive confidential information necessary to answer inquiries and resolve issues related to the payment. I further acknowledge that the personal identification number (PIN) below is my signature for the income tax return (original or amended) I am now authorizing and, if applicable, my Electronic Funds Withdrawal Consent.

### Taxpayer's PIN: check one box only

I authorize GLOBAL TAXES LLC to enter or generate my PIN 

5	6	3	8	1
---	---	---	---	---

 as my signature on the income tax return (original or amended) I am now authorizing.

**Enter five digits, but don't enter all zeros**

I will enter my PIN as my signature on the income tax return (original or amended) I am now authorizing. Check this box **only** if you are entering your own PIN **and** your return is filed using the Practitioner PIN method. The ERO must complete Part III below.

Your signature ▶ \_\_\_\_\_ Date ▶ \_\_\_\_\_

### Spouse's PIN: check one box only

I authorize GLOBAL TAXES LLC to enter or generate my PIN 

8	3	1	6	8
---	---	---	---	---

 as my signature on the income tax return (original or amended) I am now authorizing.

**Enter five digits, but don't enter all zeros**

I will enter my PIN as my signature on the income tax return (original or amended) I am now authorizing. Check this box **only** if you are entering your own PIN **and** your return is filed using the Practitioner PIN method. The ERO must complete Part III below.

Spouse's signature ▶ \_\_\_\_\_ Date ▶ \_\_\_\_\_

### Practitioner PIN Method Returns Only—continue below

## Part III Certification and Authentication — Practitioner PIN Method Only

**ERO's EFIN/PIN.** Enter your six-digit EFIN followed by your five-digit self-selected PIN. 

2	2	2	4	9	6	6	1	9	8	9
---	---	---	---	---	---	---	---	---	---	---

  
**Don't enter all zeros**

I certify that the above numeric entry is my PIN, which is my signature for the electronic individual income tax return (original or amended) I am now authorized to file for tax year indicated above for the taxpayer(s) indicated above. I confirm that I am submitting this return in accordance with the requirements of the Practitioner PIN method and **Pub. 1345**, Handbook for Authorized IRS e-file Providers of Individual Income Tax Returns.

ERO's signature ▶ \_\_\_\_\_ Date ▶ \_\_\_\_\_

**ERO Must Retain This Form — See Instructions  
Don't Submit This Form to the IRS Unless Requested To Do So**

Filing Status [ ] Single [X] Married filing jointly [ ] Married filing separately (MFS) [ ] Head of household (HOH) [ ] Qualifying surviving spouse (QSS)
Check only one box. If you checked the MFS box, enter the name of your spouse. If you checked the HOH or QSS box, enter the child's name if the qualifying person is a child but not your dependent:

Form fields for personal information: Your first name and middle initial (AMARESH GANDHI), Last name (BALASEKAR), Your social security number (719-35-6381), Spouse's social security number (967-98-3168), Home address (2001 FALLS BLVD), City (QUINCY), State (MA), ZIP code (02169).

Digital Assets At any time during 2022, did you: (a) receive (as a reward, award, or payment for property or services); or (b) sell, exchange, gift, or otherwise dispose of a digital asset (or a financial interest in a digital asset)? (See instructions.) [ ] Yes [X] No

Standard Deduction Someone can claim: [ ] You as a dependent [ ] Your spouse as a dependent [ ] Spouse itemizes on a separate return or you were a dual-status alien

Age/Blindness You: [ ] Were born before January 2, 1958 [ ] Are blind Spouse: [ ] Was born before January 2, 1958 [ ] Is blind

Table with 6 columns: (1) First name, Last name, (2) Social security number, (3) Relationship to you, (4) Child tax credit, Credit for other dependents. Rows for AKSHARA AMARESH (Daughter) and ARYAAN AMARESH (Son).

Income section table with rows 1a through 1z. Total amount from Form(s) W-2, box 1: 125,580.

Table for tax-exempt interest, qualified dividends, and IRA distributions (rows 2a-4a).

Table for taxable interest, ordinary dividends, and taxable amounts (rows 2b-6b). Total taxable income: 86,251.

Table with 2 columns: Line number and Amount. Rows 16-24 under 'Tax and Credits' section. Total tax calculated as 7,715.

Table with 2 columns: Line number and Amount. Rows 25-33 under 'Payments' section. Total payments calculated as 8,663.

Table with 2 columns: Line number and Amount. Rows 34-36 under 'Refund' section. Amount of refund calculated as 948.

Table with 2 columns: Line number and Amount. Rows 37-38 under 'Amount You Owe' section. Total amount owed calculated as 0.

Third Party Designee section. Includes fields for name, phone number, and personal identification number (PIN).

Sign Here section. Includes signature lines for taxpayer and spouse, with fields for date and occupation.

Paid Preparer Use Only section. Includes fields for preparer's name, signature, date, PTIN, firm's name, address, and phone number.

**SCHEDULE 1  
(Form 1040)**

Department of the Treasury  
Internal Revenue Service

**Additional Income and Adjustments to Income**

Attach to Form 1040, 1040-SR, or 1040-NR.  
Go to [www.irs.gov/Form1040](http://www.irs.gov/Form1040) for instructions and the latest information.

OMB No. 1545-0074

**2022**

Attachment  
Sequence No. **01**

Name(s) shown on Form 1040, 1040-SR, or 1040-NR: **AMARESH GANDHI BALASEKAR & ASHWINI ASHWATHNARAYANA**  
Your social security number: **719-35-6381**

**Part I Additional Income**

<b>1</b>	Taxable refunds, credits, or offsets of state and local income taxes . . . . .	<b>1</b>	0.
<b>2a</b>	Alimony received . . . . .	<b>2a</b>	
<b>b</b>	Date of original divorce or separation agreement (see instructions): _____		
<b>3</b>	Business income or (loss). Attach Schedule C . . . . .	<b>3</b>	
<b>4</b>	Other gains or (losses). Attach Form 4797 . . . . .	<b>4</b>	
<b>5</b>	Rental real estate, royalties, partnerships, S corporations, trusts, etc. Attach Schedule E . . . . .	<b>5</b>	-13,429.
<b>6</b>	Farm income or (loss). Attach Schedule F . . . . .	<b>6</b>	
<b>7</b>	Unemployment compensation . . . . .	<b>7</b>	
<b>8</b>	Other income:		
<b>a</b>	Net operating loss . . . . .	<b>8a</b>	( )
<b>b</b>	Gambling . . . . .	<b>8b</b>	
<b>c</b>	Cancellation of debt . . . . .	<b>8c</b>	
<b>d</b>	Foreign earned income exclusion from Form 2555 . . . . .	<b>8d</b>	( )
<b>e</b>	Income from Form 8853 . . . . .	<b>8e</b>	
<b>f</b>	Income from Form 8889 . . . . .	<b>8f</b>	
<b>g</b>	Alaska Permanent Fund dividends . . . . .	<b>8g</b>	
<b>h</b>	Jury duty pay . . . . .	<b>8h</b>	
<b>i</b>	Prizes and awards . . . . .	<b>8i</b>	
<b>j</b>	Activity not engaged in for profit income . . . . .	<b>8j</b>	
<b>k</b>	Stock options . . . . .	<b>8k</b>	
<b>l</b>	Income from the rental of personal property if you engaged in the rental for profit but were not in the business of renting such property . . . . .	<b>8l</b>	
<b>m</b>	Olympic and Paralympic medals and USOC prize money (see instructions) . . . . .	<b>8m</b>	
<b>n</b>	Section 951(a) inclusion (see instructions) . . . . .	<b>8n</b>	
<b>o</b>	Section 951A(a) inclusion (see instructions) . . . . .	<b>8o</b>	
<b>p</b>	Section 461(l) excess business loss adjustment . . . . .	<b>8p</b>	
<b>q</b>	Taxable distributions from an ABLE account (see instructions) . . . . .	<b>8q</b>	
<b>r</b>	Scholarship and fellowship grants not reported on Form W-2 . . . . .	<b>8r</b>	
<b>s</b>	Nontaxable amount of Medicaid waiver payments included on Form 1040, line 1a or 1d . . . . .	<b>8s</b>	( )
<b>t</b>	Pension or annuity from a nonqualified deferred compensation plan or a nongovernmental section 457 plan . . . . .	<b>8t</b>	
<b>u</b>	Wages earned while incarcerated . . . . .	<b>8u</b>	
<b>z</b>	Other income. List type and amount: _____	<b>8z</b>	
<b>9</b>	Total other income. Add lines 8a through 8z . . . . .	<b>9</b>	
<b>10</b>	Combine lines 1 through 7 and 9. Enter here and on Form 1040, 1040-SR, or 1040-NR, line 8 . . . . .	<b>10</b>	-13,429.

For Paperwork Reduction Act Notice, see your tax return instructions.

Schedule 1 (Form 1040) 2022

**Part II Adjustments to Income**

<b>11</b>	Educator expenses . . . . .		<b>11</b>	
<b>12</b>	Certain business expenses of reservists, performing artists, and fee-basis government officials. Attach Form 2106 . . . . .		<b>12</b>	
<b>13</b>	Health savings account deduction. Attach Form 8889 . . . . .		<b>13</b>	
<b>14</b>	Moving expenses for members of the Armed Forces. Attach Form 3903 . . . . .		<b>14</b>	
<b>15</b>	Deductible part of self-employment tax. Attach Schedule SE . . . . .		<b>15</b>	
<b>16</b>	Self-employed SEP, SIMPLE, and qualified plans . . . . .		<b>16</b>	
<b>17</b>	Self-employed health insurance deduction . . . . .		<b>17</b>	
<b>18</b>	Penalty on early withdrawal of savings . . . . .		<b>18</b>	
<b>19a</b>	Alimony paid . . . . .		<b>19a</b>	
<b>b</b>	Recipient's SSN . . . . .			
<b>c</b>	Date of original divorce or separation agreement (see instructions): _____			
<b>20</b>	IRA deduction . . . . .		<b>20</b>	
<b>21</b>	Student loan interest deduction . . . . .		<b>21</b>	
<b>22</b>	Reserved for future use . . . . .		<b>22</b>	
<b>23</b>	Archer MSA deduction . . . . .		<b>23</b>	
<b>24</b>	Other adjustments:			
<b>a</b>	Jury duty pay (see instructions) . . . . .	<b>24a</b>		
<b>b</b>	Deductible expenses related to income reported on line 8l from the rental of personal property engaged in for profit . . . . .	<b>24b</b>		
<b>c</b>	Nontaxable amount of the value of Olympic and Paralympic medals and USOC prize money reported on line 8m . . . . .	<b>24c</b>		
<b>d</b>	Reforestation amortization and expenses . . . . .	<b>24d</b>		
<b>e</b>	Repayment of supplemental unemployment benefits under the Trade Act of 1974 . . . . .	<b>24e</b>		
<b>f</b>	Contributions to section 501(c)(18)(D) pension plans . . . . .	<b>24f</b>		
<b>g</b>	Contributions by certain chaplains to section 403(b) plans . . . . .	<b>24g</b>		
<b>h</b>	Attorney fees and court costs for actions involving certain unlawful discrimination claims (see instructions) . . . . .	<b>24h</b>		
<b>i</b>	Attorney fees and court costs you paid in connection with an award from the IRS for information you provided that helped the IRS detect tax law violations . . . . .	<b>24i</b>		
<b>j</b>	Housing deduction from Form 2555 . . . . .	<b>24j</b>		
<b>k</b>	Excess deductions of section 67(e) expenses from Schedule K-1 (Form 1041) . . . . .	<b>24k</b>		
<b>z</b>	Other adjustments. List type and amount: _____	<b>24z</b>		
<b>25</b>	Total other adjustments. Add lines 24a through 24z . . . . .		<b>25</b>	
<b>26</b>	Add lines 11 through 23 and 25. These are your <b>adjustments to income</b> . Enter here and on Form 1040 or 1040-SR, line 10, or Form 1040-NR, line 10a . . . . .		<b>26</b>	

**SCHEDULE E  
(Form 1040)**

Department of the Treasury  
Internal Revenue Service

**Supplemental Income and Loss**  
(From rental real estate, royalties, partnerships, S corporations, estates, trusts, REMICs, etc.)

Attach to Form 1040, 1040-SR, 1040-NR, or 1041.  
Go to [www.irs.gov/ScheduleE](http://www.irs.gov/ScheduleE) for instructions and the latest information.

OMB No. 1545-0074

**2022**  
Attachment  
Sequence No. **13**

Name(s) shown on return

AMARESH GANDHI BALASEKAR & ASHWINI ASHWATHNARAYANA

Your social security number

719-35-6381

**Part I Income or Loss From Rental Real Estate and Royalties**

**Note:** If you are in the business of renting personal property, use **Schedule C**. See instructions. If you are an individual, report farm rental income or loss from **Form 4835** on page 2, line 40.

- A** Did you make any payments in 2022 that would require you to file Form(s) 1099? See instructions . . . . .  Yes  No  
**B** If "Yes," did you or will you file required Form(s) 1099? . . . . .  Yes  No

**1a** Physical address of each property (street, city, state, ZIP code)

**A** H NO:12/2, SAGAR HOUSING BN REDDY, LB NAGAR HYDERABAD, TELANGANA IN 500079

**B** \_\_\_\_\_  
**C** \_\_\_\_\_

1b	Type of Property (from list below)	2	Fair Rental Days		Personal Use Days		QJV
			A	B	A	B	
<b>A</b>	3	For each rental real estate property listed above, report the number of fair rental and personal use days. Check the QJV box only if you meet the requirements to file as a qualified joint venture. See instructions.	365		0		<input type="checkbox"/>
<b>B</b>							<input type="checkbox"/>
<b>C</b>							<input type="checkbox"/>

**Type of Property:**

- 1 Single Family Residence      3 Vacation/Short-Term Rental      5 Land      7 Self-Rental  
 2 Multi-Family Residence      4 Commercial      6 Royalties      8 Other (describe) \_\_\_\_\_

Income:		Properties:		
		A	B	C
<b>3</b>	Rents received . . . . .	630.		
<b>4</b>	Royalties received . . . . .			
<b>Expenses:</b>				
<b>5</b>	Advertising . . . . .	80.		
<b>6</b>	Auto and travel (see instructions) . . . . .	295.		
<b>7</b>	Cleaning and maintenance . . . . .	985.		
<b>8</b>	Commissions . . . . .			
<b>9</b>	Insurance . . . . .			
<b>10</b>	Legal and other professional fees . . . . .			
<b>11</b>	Management fees . . . . .	1,248.		
<b>12</b>	Mortgage interest paid to banks, etc. (see instructions)			
<b>13</b>	Other interest . . . . .			
<b>14</b>	Repairs . . . . .	2,748.		
<b>15</b>	Supplies . . . . .	3,740.		
<b>16</b>	Taxes . . . . .			
<b>17</b>	Utilities . . . . .	1,850.		
<b>18</b>	Depreciation expense or depletion . . . . .	3,113.		
<b>19</b>	Other (list) _____			
<b>20</b>	Total expenses. Add lines 5 through 19 . . . . .	14,059.		
<b>21</b>	Subtract line 20 from line 3 (rents) and/or 4 (royalties). If result is a (loss), see instructions to find out if you must file <b>Form 6198</b> . . . . .	-13,429.		
<b>22</b>	Deductible rental real estate loss after limitation, if any, on <b>Form 8582</b> (see instructions) . . . . .	( 13,429. )		
<b>23a</b>	Total of all amounts reported on line 3 for all rental properties . . . . .	630.		
<b>b</b>	Total of all amounts reported on line 4 for all royalty properties . . . . .			
<b>c</b>	Total of all amounts reported on line 12 for all properties . . . . .			
<b>d</b>	Total of all amounts reported on line 18 for all properties . . . . .	3,113.		
<b>e</b>	Total of all amounts reported on line 20 for all properties . . . . .	14,059.		
<b>24</b>	<b>Income.</b> Add positive amounts shown on line 21. <b>Do not</b> include any losses . . . . .			
<b>25</b>	<b>Losses.</b> Add royalty losses from line 21 and rental real estate losses from line 22. Enter total losses here . . . . .	( 13,429. )		
<b>26</b>	<b>Total rental real estate and royalty income or (loss).</b> Combine lines 24 and 25. Enter the result here. If Parts II, III, IV, and line 40 on page 2 do not apply to you, also enter this amount on Schedule 1 (Form 1040), line 5. Otherwise, include this amount in the total on line 41 on page 2 . . . . .	-13,429.		



**SCHEDULE 8812  
(Form 1040)**

**Credits for Qualifying Children  
and Other Dependents**

OMB No. 1545-0074

**2022**

Department of the Treasury  
Internal Revenue Service

Attach to Form 1040, 1040-SR, or 1040-NR.  
Go to [www.irs.gov/Schedule8812](http://www.irs.gov/Schedule8812) for instructions and the latest information.

Attachment  
Sequence No. **47**

Name(s) shown on return

Your social security number

AMARESH GANDHI BALASEKAR & ASHWINI ASHWATHNARAYANA

719-35-6381

<b>Part I Child Tax Credit and Credit for Other Dependents</b>			
<b>1</b>	Enter the amount from line 11 of your Form 1040, 1040-SR, or 1040-NR . . . . .	<b>1</b>	112,151.
<b>2a</b>	Enter income from Puerto Rico that you excluded . . . . .	<b>2a</b>	
<b>b</b>	Enter the amounts from lines 45 and 50 of your Form 2555 . . . . .	<b>2b</b>	0.
<b>c</b>	Enter the amount from line 15 of your Form 4563 . . . . .	<b>2c</b>	
<b>d</b>	Add lines 2a through 2c . . . . .	<b>2d</b>	0.
<b>3</b>	Add lines 1 and 2d . . . . .	<b>3</b>	112,151.
<b>4</b>	Number of qualifying children under age 17 with the required social security number	<b>4</b>	1
<b>5</b>	Multiply line 4 by \$2,000 . . . . .	<b>5</b>	2,000.
<b>6</b>	Number of other dependents, including any qualifying children who are not under age 17 or who do not have the required social security number . . . . .	<b>6</b>	1
<b>Caution:</b> Do not include yourself, your spouse, or anyone who is not a U.S. citizen, U.S. national, or U.S. resident alien. Also, do not include anyone you included on line 4.			
<b>7</b>	Multiply line 6 by \$500 . . . . .	<b>7</b>	500.
<b>8</b>	Add lines 5 and 7 . . . . .	<b>8</b>	2,500.
<b>9</b>	Enter the amount shown below for your filing status. • Married filing jointly—\$400,000 } • All other filing statuses—\$200,000 }	<b>9</b>	400,000.
<b>10</b>	Subtract line 9 from line 3. • If zero or less, enter -0-. • If more than zero and not a multiple of \$1,000, enter the next multiple of \$1,000. For example, if the result is \$425, enter \$1,000; if the result is \$1,025, enter \$2,000, etc. }	<b>10</b>	0.
<b>11</b>	Multiply line 10 by 5% (0.05) . . . . .	<b>11</b>	0.
<b>12</b>	Is the amount on line 8 more than the amount on line 11? . . . . .	<b>12</b>	2,500.
<input type="checkbox"/> <b>No. STOP.</b> You cannot take the child tax credit, credit for other dependents, or additional child tax credit. Skip Parts II-A and II-B. Enter -0- on lines 14 and 27.			
<input checked="" type="checkbox"/> <b>Yes.</b> Subtract line 11 from line 8. Enter the result.			
<b>13</b>	Enter the amount from the <b>Credit Limit Worksheet A</b> . . . . .	<b>13</b>	10,215.
<b>14</b>	Enter the smaller of line 12 or 13. <b>This is your child tax credit and credit for other dependents.</b> . . . . .	<b>14</b>	2,500.

**Enter this amount on Form 1040, 1040-SR, or 1040-NR, line 19.**

If the amount on line 12 is more than the amount on line 14, you may be able to take the **additional child tax credit** on Form 1040, 1040-SR, or 1040-NR, line 28. Complete your Form 1040, 1040-SR, or 1040-NR through line 27 (also complete Schedule 3, line 11) before completing Part II-A.

**Part II-A Additional Child Tax Credit for All Filers**

**Caution:** If you file Form 2555, you cannot claim the additional child tax credit.

<b>15</b>	Check this box if you <b>do not</b> want to claim the additional child tax credit. Skip Parts II-A and II-B. Enter -0- on line 27 . . . . . <input type="checkbox"/>		
<b>16a</b>	Subtract line 14 from line 12. If zero, <b>stop here</b> ; you cannot take the additional child tax credit. Skip Parts II-A and II-B. Enter -0- on line 27 . . . . .	<b>16a</b>	0.
<b>b</b>	Number of qualifying children under 17 with the required social security number: _____ x \$1,500. Enter the result. If zero, <b>stop here</b> ; you cannot claim the additional child tax credit. Skip Parts II-A and II-B. Enter -0- on line 27 . . . . .	<b>16b</b>	
	<b>TIP:</b> The number of children you use for this line is the same as the number of children you used for line 4.		
<b>17</b>	Enter the <b>smaller</b> of line 16a or line 16b . . . . .	<b>17</b>	
<b>18a</b>	Earned income (see instructions) . . . . .	<b>18a</b>	
<b>b</b>	Nontaxable combat pay (see instructions) . . . . .	<b>18b</b>	
<b>19</b>	Is the amount on line 18a more than \$2,500? <input type="checkbox"/> <b>No.</b> Leave line 19 blank and enter -0- on line 20. <input type="checkbox"/> <b>Yes.</b> Subtract \$2,500 from the amount on line 18a. Enter the result . . . . .	<b>19</b>	
<b>20</b>	Multiply the amount on line 19 by 15% (0.15) and enter the result . . . . . <b>Next.</b> On line 16b, is the amount \$4,500 or more? <input type="checkbox"/> <b>No.</b> If you are a bona fide resident of Puerto Rico, go to line 21. Otherwise, skip Part II-B and enter the <b>smaller</b> of line 17 or line 20 on line 27. <input type="checkbox"/> <b>Yes.</b> If line 20 is equal to or more than line 17, skip Part II-B and enter the amount from line 17 on line 27. Otherwise, go to line 21.	<b>20</b>	

**Part II-B Certain Filers Who Have Three or More Qualifying Children and Bona Fide Residents of Puerto Rico**

<b>21</b>	Withheld social security, Medicare, and Additional Medicare taxes from Form(s) W-2, boxes 4 and 6. If married filing jointly, include your spouse's amounts with yours. If your employer withheld or you paid Additional Medicare Tax or tier 1 RRTA taxes, see instructions. . . . .		
<b>22</b>	Enter the total of the amounts from Schedule 1 (Form 1040), line 15; Schedule 2 (Form 1040), line 5; Schedule 2 (Form 1040), line 6; and Schedule 2 (Form 1040), line 13 . . . . .	<b>22</b>	
<b>23</b>	Add lines 21 and 22 . . . . .	<b>23</b>	
<b>24</b>	<b>1040 and</b> <b>1040-SR filers:</b> Enter the total of the amounts from Form 1040 or 1040-SR, line 27, and Schedule 3 (Form 1040), line 11. } <b>1040-NR filers:</b> Enter the amount from Schedule 3 (Form 1040), line 11. }	<b>24</b>	
<b>25</b>	Subtract line 24 from line 23. If zero or less, enter -0- . . . . .	<b>25</b>	
<b>26</b>	Enter the <b>larger</b> of line 20 or line 25 . . . . . <b>Next,</b> enter the <b>smaller</b> of line 17 or line 26 on line 27.	<b>26</b>	

**Part II-C Additional Child Tax Credit**

<b>27</b>	This is your additional child tax credit. Enter this amount on Form 1040, 1040-SR, or 1040-NR, line 28 . . . . .		
-----------	--	--	--



# Health Savings Accounts (HSAs)

Attach to Form 1040, 1040-SR, or 1040-NR.  
 Go to [www.irs.gov/Form8889](http://www.irs.gov/Form8889) for instructions and the latest information.

Name(s) shown on Form 1040, 1040-SR, or 1040-NR  
 AMARESH GANDHI BALASEKAR

Social security number of HSA beneficiary.  
 If both spouses have HSAs, see instructions.  
 719-35-6381

**Before you begin:** Complete Form 8853, Archer MSAs and Long-Term Care Insurance Contracts, if required.

**Part I HSA Contributions and Deduction.** See the instructions before completing this part. If you are filing jointly and both you and your spouse each have separate HSAs, complete a separate Part I for each spouse.

1	Check the box to indicate your coverage under a high-deductible health plan (HDHP) during 2022. See instructions . . . . .	<input type="checkbox"/> Self-only <input checked="" type="checkbox"/> Family
2	HSA contributions you made for 2022 (or those made on your behalf), including those made by the unextended due date of your tax return that were for 2022. <b>Do not</b> include employer contributions, contributions through a cafeteria plan, or rollovers. See instructions . . . . .	2 0.
3	If you were under age 55 at the end of 2022 and, on the first day of <b>every</b> month during 2022, you were, or were considered, an eligible individual with the <b>same</b> coverage, enter \$3,650 (\$7,300 for family coverage). <b>All others</b> , see the instructions for the amount to enter . . . . .	3 7,300.
4	Enter the amount you and your employer contributed to your Archer MSAs for 2022 from Form 8853, lines 1 and 2. If you or your spouse had family coverage under an HDHP at any time during 2022, also include any amount contributed to your spouse's Archer MSAs . . . . .	4 0.
5	Subtract line 4 from line 3. If zero or less, enter -0- . . . . .	5 7,300.
6	Enter the amount from line 5. But if you and your spouse each have separate HSAs and had family coverage under an HDHP at any time during 2022, see the instructions for the amount to enter . . . . .	6 7,300.
7	If you were age 55 or older at the end of 2022, married, and you or your spouse had family coverage under an HDHP at any time during 2022, enter your additional contribution amount. See instructions . . . . .	7
8	Add lines 6 and 7 . . . . .	8 7,300.
9	Employer contributions made to your HSAs for 2022 . . . . .	9 3,646.
10	Qualified HSA funding distributions . . . . .	10
11	Add lines 9 and 10 . . . . .	11 3,646.
12	Subtract line 11 from line 8. If zero or less, enter -0- . . . . .	12 3,654.
13	<b>HSA deduction.</b> Enter the <b>smaller</b> of line 2 or line 12 here and on Schedule 1 (Form 1040), Part II, line 13 <b>Caution:</b> If line 2 is more than line 13, you may have to pay an additional tax. See instructions.	13 0.

**Part II HSA Distributions.** If you are filing jointly and both you and your spouse each have separate HSAs, complete a separate Part II for each spouse.

14a	Total distributions you received in 2022 from all HSAs (see instructions) . . . . .	14a
b	Distributions included on line 14a that you rolled over to another HSA. Also include any excess contributions (and the earnings on those excess contributions) included on line 14a that were withdrawn by the due date of your return. See instructions . . . . .	14b
c	Subtract line 14b from line 14a . . . . .	14c
15	Qualified medical expenses paid using HSA distributions (see instructions) . . . . .	15
16	<b>Taxable HSA distributions.</b> Subtract line 15 from line 14c. If zero or less, enter -0-. Also, include this amount in the total on Schedule 1 (Form 1040), Part I, line 8f . . . . .	16
17a	If any of the distributions included on line 16 meet any of the <b>Exceptions to the Additional 20% Tax</b> (see instructions), check here . . . . . <input type="checkbox"/>	
b	<b>Additional 20% tax</b> (see instructions). Enter 20% (0.20) of the distributions included on line 16 that are subject to the additional 20% tax. Also, include this amount in the total on Schedule 2 (Form 1040), Part II, line 17c . . . . .	17b

**Part III Income and Additional Tax for Failure To Maintain HDHP Coverage.** See the instructions before completing this part. If you are filing jointly and both you and your spouse each have separate HSAs, complete a separate Part III for each spouse.

18	Last-month rule . . . . .	18
19	Qualified HSA funding distribution . . . . .	19
20	<b>Total income.</b> Add lines 18 and 19. Include this amount on Schedule 1 (Form 1040), Part I, line 8f . . . . .	20
21	<b>Additional tax.</b> Multiply line 20 by 10% (0.10). Include this amount in the total on Schedule 2 (Form 1040), Part II, line 17d . . . . .	21

**Paid Preparer's Due Diligence Checklist**  
*Earned Income Credit (EIC), American Opportunity Tax Credit (AOTC),  
Child Tax Credit (CTC) (including the Additional Child Tax Credit (ACTC) and  
Credit for Other Dependents (ODC)), and Head of Household (HOH) Filing Status*  
**To be completed by preparer and filed with Form 1040, 1040-SR, 1040-NR, 1040-PR, or 1040-SS.  
Go to [www.irs.gov/Form8867](http://www.irs.gov/Form8867) for instructions and the latest information.**

Taxpayer name(s) shown on return AMARESH GANDHI BALASEKAR & ASHWINI ASHWATHNARAYANA	Taxpayer identification number 719-35-6381
Preparer's name SYAM PRIYA RAM SAGAR GUPTA TALLAM	Preparer tax identification number P02082703

**Part I Due Diligence Requirements**

Please check the appropriate box for the credit(s) and/or HOH filing status claimed on the return and complete the related Parts I-V for the benefit(s) claimed (check all that apply).  EIC  CTC/ACTC/ODC  AOTC  HOH

	Yes	No	N/A
<b>1</b> Did you complete the return based on information for the applicable tax year provided by the taxpayer or reasonably obtained by you? (See instructions if relying on prior year earned income.) . . . . .	<input checked="" type="checkbox"/>	<input type="checkbox"/>	
<b>2</b> If credits are claimed on the return, did you complete the applicable EIC and/or CTC/ACTC/ODC worksheets found in the Form 1040, 1040-SR, 1040-NR, 1040-PR, 1040-SS, or Schedule 8812 (Form 1040) instructions, and/or the AOTC worksheet found in the Form 8863 instructions, or your own worksheet(s) that provides the same information, and all related forms and schedules for each credit claimed? . . . . .	<input checked="" type="checkbox"/>	<input type="checkbox"/>	<input type="checkbox"/>
<b>3</b> Did you satisfy the knowledge requirement? To meet the knowledge requirement, you must do both of the following. • Interview the taxpayer, ask questions, and contemporaneously document the taxpayer's responses to determine that the taxpayer is eligible to claim the credit(s) and/or HOH filing status. • Review information to determine that the taxpayer is eligible to claim the credit(s) and/or HOH filing status and to figure the amount(s) of any credit(s) . . . . .	<input checked="" type="checkbox"/>	<input type="checkbox"/>	
<b>4</b> Did any information provided by the taxpayer or a third party for use in preparing the return, or information reasonably known to you, appear to be incorrect, incomplete, or inconsistent? (If "Yes," answer questions 4a and 4b. If "No," go to question 5.) . . . . .	<input type="checkbox"/>	<input checked="" type="checkbox"/>	
<b>a</b> Did you make reasonable inquiries to determine the correct, complete, and consistent information? . . . . .	<input type="checkbox"/>	<input type="checkbox"/>	
<b>b</b> Did you contemporaneously document your inquiries? (Documentation should include the questions you asked, whom you asked, when you asked, the information that was provided, and the impact the information had on your preparation of the return.) . . . . .	<input type="checkbox"/>	<input type="checkbox"/>	
<b>5</b> Did you satisfy the record retention requirement? To meet the record retention requirement, you must keep a copy of your documentation referenced in question 4b, a copy of this Form 8867, a copy of any applicable worksheet(s), a record of how, when, and from whom the information used to prepare Form 8867 and any applicable worksheet(s) was obtained, and a copy of any document(s) provided by the taxpayer that you relied on to determine eligibility for the credit(s) and/or HOH filing status or to figure the amount(s) of the credit(s) . . . . . List those documents provided by the taxpayer, if any, that you relied on: _____ _____ _____	<input checked="" type="checkbox"/>	<input type="checkbox"/>	
<b>6</b> Did you ask the taxpayer whether he/she could provide documentation to substantiate eligibility for the credit(s) and/or HOH filing status and the amount(s) of any credit(s) claimed on the return if his/her return is selected for audit? . . . . .	<input checked="" type="checkbox"/>	<input type="checkbox"/>	
<b>7</b> Did you ask the taxpayer if any of these credits were disallowed or reduced in a previous year? . . . . . <b>(If credits were disallowed or reduced, go to question 7a; if not, go to question 8.)</b>	<input checked="" type="checkbox"/>	<input type="checkbox"/>	<input type="checkbox"/>
<b>a</b> Did you complete the required recertification Form 8862? . . . . .	<input type="checkbox"/>	<input type="checkbox"/>	<input type="checkbox"/>
<b>8</b> If the taxpayer is reporting self-employment income, did you ask questions to prepare a complete and correct Schedule C (Form 1040)? . . . . .	<input type="checkbox"/>	<input type="checkbox"/>	<input type="checkbox"/>

**Part II Due Diligence Questions for Returns Claiming EIC** (If the return does not claim EIC, go to Part III.)

	Yes	No	N/A
<b>9a</b> Have you determined that the taxpayer is eligible to claim the EIC for the number of qualifying children claimed, or is eligible to claim the EIC without a qualifying child? <b>(If the taxpayer is claiming the EIC and does not have a qualifying child, go to question 10.)</b> . . . . .	<input type="checkbox"/>	<input type="checkbox"/>	
<b>b</b> Did you ask the taxpayer if the child lived with the taxpayer for over half of the year, even if the taxpayer has supported the child the entire year? . . . . .	<input type="checkbox"/>	<input type="checkbox"/>	
<b>c</b> Did you explain to the taxpayer the rules about claiming the EIC when a child is the qualifying child of more than one person (tiebreaker rules)? . . . . .	<input type="checkbox"/>	<input type="checkbox"/>	<input type="checkbox"/>

**Part III Due Diligence Questions for Returns Claiming CTC/ACTC/ODC** (If the return does not claim CTC, ACTC, or ODC, go to Part IV.)

	Yes	No	N/A
<b>10</b> Have you determined that each qualifying person for the CTC/ACTC/ODC is the taxpayer’s dependent who is a citizen, national, or resident of the United States? . . . . .	<input checked="" type="checkbox"/>	<input type="checkbox"/>	
<b>11</b> Did you explain to the taxpayer that he/she may not claim the CTC/ACTC if the child has not lived with the taxpayer for over half of the year, even if the taxpayer has supported the child, unless the child’s custodial parent has released a claim to exemption for the child? . . . . .	<input checked="" type="checkbox"/>	<input type="checkbox"/>	<input type="checkbox"/>
<b>12</b> Did you explain to the taxpayer the rules about claiming the CTC/ACTC/ODC for a child of divorced or separated parents (or parents who live apart), including any requirement to attach a Form 8332 or similar statement to the return? . . . . .	<input checked="" type="checkbox"/>	<input type="checkbox"/>	<input type="checkbox"/>

**Part IV Due Diligence Questions for Returns Claiming AOTC** (If the return does not claim AOTC, go to Part V.)

	Yes	No
<b>13</b> Did the taxpayer provide substantiation for the credit, such as a Form 1098-T and/or receipts for the qualified tuition and related expenses for the claimed AOTC? . . . . .	<input type="checkbox"/>	<input type="checkbox"/>

**Part V Due Diligence Questions for Claiming HOH** (If the return does not claim HOH filing status, go to Part VI.)

	Yes	No
<b>14</b> Have you determined that the taxpayer was unmarried or considered unmarried on the last day of the tax year and provided more than half of the cost of keeping up a home for the year for a qualifying person? . . . . .	<input type="checkbox"/>	<input type="checkbox"/>

**Part VI Eligibility Certification**

**You will have complied with all due diligence requirements for claiming the applicable credit(s) and/or HOH filing status on the return of the taxpayer identified above if you:**

- A. Interview the taxpayer, ask adequate questions, contemporaneously document the taxpayer’s responses on the return or in your notes, review adequate information to determine if the taxpayer is eligible to claim the credit(s) and/or HOH filing status and to figure the amount(s) of the credit(s);
- B. Complete this Form 8867 truthfully and accurately and complete the actions described in this checklist for any applicable credit(s) claimed and HOH filing status, if claimed;
- C. Submit Form 8867 in the manner required; **and**
- D. Keep all five of the following records for 3 years from the latest of the dates specified in the Form 8867 instructions under *Document Retention*.
  - 1. A copy of this Form 8867.
  - 2. The applicable worksheet(s) or your own worksheet(s) for any credit(s) claimed.
  - 3. Copies of any documents provided by the taxpayer on which you relied to determine the taxpayer’s eligibility for the credit(s) and/or HOH filing status and to figure the amount(s) of the credit(s).
  - 4. A record of how, when, and from whom the information used to prepare this form and the applicable worksheet(s) was obtained.
  - 5. A record of any additional information you relied upon, including questions you asked and the taxpayer’s responses, to determine the taxpayer’s eligibility for the credit(s) and/or HOH filing status and to figure the amount(s) of the credit(s).

**If you have not complied with all due diligence requirements, you may have to pay a penalty for each failure to comply related to a claim of an applicable credit or HOH filing status (see instructions for more information).**

	Yes	No
<b>15</b> Do you certify that all of the answers on this Form 8867 are, to the best of your knowledge, true, correct, and complete? . . . . .	<input checked="" type="checkbox"/>	<input type="checkbox"/>



# Form M-8453 Individual Income Tax Declaration for Electronic Filing

**2022**  
**Massachusetts**  
**Department of**  
**Revenue**

**Please print or type. Privacy Act Notice available upon request. For the year January 1–December 31, 2022.**

Your first name and initial <u>AMARESH GANDHI BALASEKAR</u>	Last name <u></u>	Your Social Security number <u>719356381</u>
If a joint return, spouse's first name and initial <u>ASHWINI ASHWATHNARAYANA</u>	Last name <u></u>	Spouse's Social Security number <u>967983168</u>
Present street address (and apartment number) <u>2001 FALLS BLVD APT NO 127</u>		
City/Town/Post Office <u>QUINCY</u>	State <u>MA</u>	Zip <u>02169</u>
Filing status: <input type="radio"/> Single <input checked="" type="radio"/> Married filing jointly <input type="radio"/> Married filing separately <input type="radio"/> Head of household		

## Part 1. Tax Return Information for Electronic Filing

1 Total 5.0% income (from Form 1, line 10, or Form 1-NR/PY, line 12) . . . . .	<b>1</b>	112151
2 Income tax after credits (from Form 1, line 32, or Form 1-NR/PY, line 36) . . . . .	<b>2</b>	4818
3 Massachusetts use tax (from Form 1, line 34, or Form 1-NR/PY, line 38) . . . . .	<b>3</b>	
4 Massachusetts income tax withheld (from Form 1, line 38, or Form 1-NR/PY, line 42) . . . . .	<b>4</b>	5748
5 Refund amount (from Form 1, line 53, or Form 1-NR/PY, line 57) . . . . .	<b>5</b>	1290
6 Tax due (from Form 1, line 54, or Form 1-NR/PY, line 58) . . . . .	<b>6</b>	

## Part 2. Declaration and Signature of Taxpayer

Under pains and penalties of perjury, I declare that I have reviewed the information on my return with the information I have provided to my Electronic Return Originator and that the amounts above agree with the amounts shown on my 2022 Massachusetts return. To the best of my knowledge and belief this information is true, correct and complete. I consent that my return, including this declaration and accompanying schedules, forms and statements be sent to the Massachusetts Department of Revenue by my Electronic Return Originator. I authorize DOR to inform my Electronic Return Originator and/or the transmitter when my electronic return has been accepted. In the event that it is rejected, I authorize DOR to identify the reasons for rejection so that the return can be corrected and re-transmitted. If I have filed a balance due return, I understand that if DOR does not receive full and timely payment of my tax liability, I will remain liable for the tax liability and all applicable penalties and interest.

Your signature <u></u>	Date <u></u>
---------------------------	-----------------

## Part 3. Declaration and Signature of Electronic Return Originator (ERO)


I declare that I have reviewed the above taxpayer's return and that the entries on this M-8453 are complete and correct to the best of my knowledge. (Collectors are not responsible for reviewing the taxpayer's return; however, they must ensure that the M-8453 accurately reflects the data on the return.) I have obtained the taxpayer's signature before submitting this return to the Massachusetts Department of Revenue. I have provided the taxpayer with a copy of all forms and information filed with the Massachusetts Department of Revenue. If I am also the paid preparer, under pains and penalties of perjury I declare that I have examined the above taxpayer's return and accompanying schedules and statements and to the best of my knowledge and belief, they are true, correct and complete. I declare that I have verified the taxpayer's proof of account and it agrees with the name(s) shown on this form. This declaration of paid preparer (other than taxpayer) is based on all information of which the preparer has any knowledge. Original Forms M-8453 should not be sent to DOR, but must instead be retained by the ERO on the ERO's business premises for a period of three years from the date the return to which the M-8453 relates was filed.

ERO's signature and SSN or PTIN <u></u>	Date <u>01272023</u>	EIN <u>882145487</u>	<input type="checkbox"/> Check if self-employed
Firm name (or yours, if self-employed) and address <u>GLOBAL TAXES LLC 245 ROONEY CT</u>	City/Town <u>E BRUNSWICK</u>	State <u>NJ</u>	Zip <u>08816</u>
<input type="checkbox"/> Check if also paid preparer			

## Part 4. Declaration and Signature of Paid Preparer (if other than ERO)

Under pains and penalties of perjury, I declare that I have examined this return, including accompanying schedules and statements, and to the best of my knowledge and belief it is true, correct and complete. This declaration of paid preparer (other than taxpayer) is based on all information of which the preparer has any knowledge.

Paid preparer's signature and SSN or PTIN <u>P02082703</u>	Date <u>01272023</u>	EIN <u>882145487</u>	<input type="checkbox"/> Check if self-employed
Firm name (or yours, if self-employed) and address <u>SYAM PRIYA RAM SAGAR GUPTA TALLAM 245 ROONEY CT</u>	City/Town <u>E BRUNSWICK</u>	State <u>NJ</u>	Zip <u>08816</u>



# 2022 Form 1

MA22001011555

## Massachusetts Resident Income Tax Return

FOR FULL YEAR RESIDENTS ONLY

For the year January 1–December 31, 2022 or other taxable

Year beginning

Ending

AMARESH GANDHI

BALASEKAR

719356381

ASHWINI

ASHWATHNARAYANA

967983168

2001 FALLS BLVD

QUINCY

MA 02169

127

Fill in if: Amended return Other jurisdiction change Enter date of change  
Federal amendment Amended return due to IRS BBA Partnership Audit

### State Election Campaign Fund:

Fill in if veteran of Operations Enduring Freedom, Iraqi Freedom, Noble Eagle or Sinai Peninsula

Taxpayer deceased

Fill in if under age 18

Fill in if name change

\$1 You \$1 Spouse TOTAL

You Spouse

You Spouse

You Spouse

You Spouse

Fill in if noncustodial parent

Fill in if filing Schedule TDS

Fill in if filing Schedule FCI

Fill in if reporting crypto currency

a. Total federal income 112151

b. Federal adjusted gross income 112151

### 1. Filing status (select one only):

Single

Married filing jointly

Married filing separate return

Head of household

You are a custodial parent who has released claim to exemption for child(ren)

### 2. Exemptions

a. Personal exemptions

2a

8800

b. Number of dependents. (Do not include yourself or your spouse.) Enter number

2

× \$1,000 = 2b

2000

c. Age 65 or over before 2023 You + Spouse =

× \$700 = 2c

d. Blindness You + Spouse =

× \$2,200 = 2d

e. Medical/dental

2e

f. Adoption

2f

g. Total exemptions. Add items 2a through 2f. Enter here and on line 18

2g

10800

**SIGN HERE. Under penalties of perjury, I declare that to the best of my knowledge and belief this return and enclosures are true, correct and complete.**

Your signature


Date

Spouse's signature

Date

732-763-1647

PRIVACY ACT NOTICE AVAILABLE UPON REQUEST



# 2022 Form 1, pg. 2

MA22001021555


Massachusetts Resident Income Tax Return

719356381

3.	Wages, salaries, tips	3	125580
4.	Taxable pensions and annuities	4	
5.	Mass. bank interest: a.	= 5	
	- b. exemption		
6a.	Business/profession income/loss	6a	
6b.	Farming income/loss	6b	
7.	Rental, royalty and REMIC, partnership, S corp., trust income/loss	7	-13429
8a.	Unemployment	8a	
8b.	Mass. lottery winnings	8b	
9.	Other income from Schedule X, line 7	9	
10.	<b>TOTAL 5.0% INCOME</b>	10	112151
11a.	Amount paid to Soc. Sec. Medicare, R.R., U.S. or Mass. Retirement	11a	2000
11b.	Amount your spouse paid to Soc. Sec., Medicare, R.R., U.S. or Mass. Retirement	11b	
12.	Reserved for future use	12	
13.	Reserved for future use	13	
14.	Rental deduction. a. 6000	÷ 2 = 14	3000
15.	Other deductions from Schedule Y, line 19	15	
16.	<b>Total deductions.</b> Add lines 11 through 15	16	5000
17.	<b>5.0% INCOME AFTER DEDUCTIONS.</b> Subtract line 16 from line 10. Not less than "0"	17	107151
18.	Exemption amount	18	10800
19.	<b>5.0% INCOME AFTER EXEMPTIONS.</b> Subtract line 18 from line 17. Not less than "0"	19	96351
20.	<b>INTEREST AND DIVIDEND INCOME</b>	20	
21.	<b>TOTAL TAXABLE 5.0% INCOME.</b> Add lines 19 and 20	21	96351
22.	<b>TAX ON 5.0% INCOME.</b> Note: If choosing the optional 5.85% tax rate, fill in and multiply line 21 and the amount in Schedule D, line 21 by .0585	22	4818

**BE SURE TO INCLUDE THIS PAGE WITH FORM 1, PAGE 1**





2022 Form 1, pg. 3


MA22001031555

Massachusetts Resident Income Tax Return

719356381

23.	12% INCOME. Not less than "0." a.		x .12 =	23	
24.	TAX ON LONG-TERM CAPITAL GAINS. Not less than "0." Fill in if filing Schedule D-IS			24	
	Fill in if any excess exemptions were used in calculating lines 20, 23 or 24				
25.	Credit recapture amount (from Credit Recapture Schedule)			25	
26.	Additional tax on installment sale			26	
27.	If you qualify for No Tax Status, fill in and enter "0" on line 28				
28.	TOTAL INCOME TAX. Add lines 22 through 26			28	4818
29.	Limited Income Credit			29	
30.	Income tax due to another state or jurisdiction			30	
31.	Other credits from Credit Manager Schedule			31	
32.	INCOME TAX AFTER CREDITS. Subtract the total of lines 29 through 31 from line 28. Not less than "0"			32	4818
33.	Voluntary Contributions				
	a. Endangered Wildlife Conservation			33a	
	b. Organ Transplant Fund			33b	
	c. Massachusetts Public Health HIV and Hepatitis Fund			33c	
	d. Massachusetts U.S. Olympic Fund			33d	
	e. Massachusetts Military Family Relief Fund			33e	
	f. Homeless Animal Prevention and Care			33f	
	Total. Add lines 33a through 33f			33	
34.	Use tax due on Internet, mail order and other out-of-state purchases			34	
35.	Health care penalty a. You + b. Spouse			35	
36.	Amended return only. Overpayment from original return			36	
37.	INCOME TAX AFTER CREDITS PLUS CONTRIBUTIONS AND USE TAX. Add lines 32 through 36			37	4818
38.	a. Massachusetts income tax withheld from Form(s) W-2	38a	5748		
	b. Massachusetts income tax withheld from Form(s) 1099	38b			
	c. Massachusetts income tax withheld from other forms	38c			
	Total. Add lines 38a through 38c			38	5748





**2022 Schedule DI**

MA22SDI011555

AMARESH GANDHI                      BALASEKAR                                      719356381

**Schedule DI. Dependent Information**

AKSHARA	AMARESH	967983221
DAUGHTER	Is dependent a qualifying child for earned income credit?	09232014
	Is dependent disabled?	
ARYAAN	AMARESH	762689490
SON	Is dependent a qualifying child for earned income credit?	06232021
	Is dependent disabled?	

Is dependent a qualifying child for earned income credit?  
Is dependent disabled?

Is dependent a qualifying child for earned income credit?  
Is dependent disabled?

Is dependent a qualifying child for earned income credit?  
Is dependent disabled?


Is dependent a qualifying child for earned income credit?  
Is dependent disabled?

Is dependent a qualifying child for earned income credit?  
Is dependent disabled?

Is dependent a qualifying child for earned income credit?  
Is dependent disabled?

Is dependent a qualifying child for earned income credit?  
Is dependent disabled?

Is dependent a qualifying child for earned income credit?  
Is dependent disabled?



**2022 Schedule INC**

MA22INC011555

AMARESH GANDHI


BALASEKAR

719356381

**Form W-2 and 1099 Information**

A. FEDERAL ID NUMBER	B. STATE TAX WITHHELD	C. STATE WAGES/INCOME	D. TAXPAYER SS WITHHELD	E. SPOUSE SS WITHHELD	F. SOURCE OF WITHHOLDING
270324650	5748	125580	10021		W2

TOTALS	5748	125580	10021		
--------	------	--------	-------	--	--



# 2022 Schedule HC

MA22029011555

Schedule HC, Health Care Information, must be completed by all full-year residents and certain part-year residents (see instructions).

**Note:** Schedule HC must be enclosed with your Form 1 or Form 1-NR/PY. Failure to do so will delay the processing of your return.

AMARESH GANDHI BALASEKAR 719356381

1a. Date of birth 05091983 1b. Spouse's date of birth 11261985 1c. Family size 4  
2. Federal adjusted gross income 2 112151

3. Indicate the time period that you were enrolled in a Minimum Creditable Coverage (MCC) health insurance plan(s). The Form MA 1099-HC from your insurer will indicate whether your insurance met MCC requirements. Note: MassHealth, Medicare, and health coverage for U.S. Military, including Veterans Administration and Tri-Care, meet the MCC requirements. If you did not receive a Form MA 1099-HC from your insurer, or you had insurance that did not meet MCC requirements, see the special section on MCC requirements in the instructions.

See instructions if, during 2022, you turned 18, you were a part-year resident or a taxpayer was deceased. If you filled in the full-year or part-year MCC oval, go to line 4. If you filled in No MCC/None, go to line 6.

3a You:  Full-year MCC Part-year MCC No MCC/None  
3a Spouse:  Full-year MCC Part-year MCC No MCC/None

4. Indicate the health insurance plan(s) that met the Minimum Creditable Coverage (MCC) requirements in which you were enrolled in 2022, as shown on Form MA 1099-HC (check all that apply). If you did not receive this form, fill in line(s) 4f and/or 4g and see instructions. Fill in if you were enrolled in private insurance and MassHealth or Commonwealth Care and enter your private insurance information in line(s) 4f and/or 4g and go to line 5.


4a. Private insurance, including ConnectorCare (completes line(s) 4f and/or 4g below) You Spouse  
4b. MassHealth. Fill in and go to line 5  You  Spouse  
4c. Medicare (including a replacement or supplemental plan). Fill in and go to line 5 You Spouse  
4d. U.S. Military (including Veterans Administration and Tri-Care). Fill in and go to line 5 You Spouse  
4e. Other program (enter the program name(s) only in lines 4f and/or 4g below). Note: Health Safety Net is not considered insurance or minimum creditable coverage. You Spouse

4f. Your Health Insurance. Complete if you answered line(s) 4a or 4e and go to line 5.

4g. Spouse Health Insurance. Complete if you answered line(s) 4a or 4e and go to line 5.

5. If you had health insurance that met MCC requirements for the full-year, including private insurance, MassHealth, Commonwealth Care or ConnectorCare, you are not subject to a penalty. Skip the remainder of this schedule and continue completing your tax return. Other wise, go to line 6.

If you had Medicare (including a replacement or supplemental plan), U.S. Military (including Veterans Administration and Tri-Care), or other government insurance at any point during 2022, you are not subject to a penalty. Skip the remainder of this schedule and continue completing your tax return. Otherwise, go to line 6.



## 2022 Schedule HC, pg. 2

719356381 MA22029021555

### You might be eligible for low- or no-cost health insurance coverage.

If you (and/or your spouse, if married filing jointly) do not have health insurance coverage, you might be eligible for health insurance coverage programs made available by the Commonwealth of Massachusetts. By filling in the oval below, you authorize DOR to share information from your tax return and attached schedules with the Health Connector. If you are married filing jointly, both spouses must check the box for the Health Connector to receive all of your information. The Health Connector will assess your eligibility for those coverage options, including low- or no-cost coverage, and contact you with information. See instructions.

You: I authorize DOR to share this tax return including attached schedules with the Massachusetts Health Connector for the purpose of assessing my eligibility for insurance affordability programs and contacting me with information about the same.

Spouse: I authorize DOR to share this tax return including attached schedules with the Massachusetts Health Connector for the purpose of assessing my eligibility for insurance affordability programs and contacting me with information about the same.

### Your Health Insurance

6. Was your income in 2022 at or below 150% of the federal poverty level? 6 Yes No

If you answer Yes, you are not subject to a penalty in 2022. Skip the remainder of this schedule and complete your tax return. If you answer No and you were enrolled in a health insurance plan that met the MCC requirements for part, but not all, of 2022, go to line 7. If you answer No and you had no insurance or you were enrolled in a plan that did not meet the MCC requirements during the period that the mandate applied, go to line 8a.

7. Complete this section **only** if you, and/or your spouse if married filing jointly, were enrolled in a health insurance plan(s) that met the Minimum Creditable Coverage (MCC) requirements for part, but not all of 2022. Fill in below the months that met the MCC requirements, as shown on Form MA 1099-HC. If you did not receive this form, fill in the months you were covered by a plan that met the MCC requirements at least **15 days or more**. If, during 2022, you **turned 18**, you were a **part-year resident** or a taxpayer was **deceased**, fill in the oval(s) below for the month(s) that met the MCC requirements during the period that the mandate applied. See instructions.

You may only fill in the month(s) you had health insurance that met MCC requirements. If you had health insurance, but it did not meet MCC requirements, you must skip this section and go to line 8a.

### Months Covered By Health Insurance

You:	Jan.	Feb.	March	April	May	June	July	Aug.	Sept.	Oct.	Nov.	Dec.
Spouse:	Jan.	Feb.	March	April	May	June	July	Aug.	Sept.	Oct.	Nov.	Dec.

If you had four or more consecutive months either with no insurance or insurance that did not meet the MCC requirements (four or more blank months in a row), go to line 8a. Otherwise, a penalty does not apply to you in 2022. Skip the remainder of this schedule and complete your tax return.

### Religious Exemption and Certificate of Exemption

8a. **Religious exemption:** Are you claiming an exemption from the requirement to purchase health insurance based on your sincerely held religious beliefs that cause you to object to substantially all forms of treatment covered by health insurance? 8a You Yes No  
Spouse Yes No

If you answer Yes, go to line 8b. If you answer No, go to line 9.


8b. If you are claiming a religious exemption in line 8a, did you receive medical health care during the 2022 tax year? 8b You Yes No  
Spouse Yes No

If you answer No to line 8b, skip the remainder of this schedule and continue completing your tax return. If you answer Yes to line 8b, go to line 9.

9. **Certificate of exemption:** Have you obtained a Certificate of Exemption issued by the Massachusetts Health Connector for the 2022 tax year? 9 You Yes No  
Spouse Yes No

If you answer Yes, enter the certificate number, skip the remainder of this schedule and continue completing your tax return. If you answer No to line 9, go to line 10.





## 2022 Schedule HC, pg. 3

MA22029031555

AMARESH GANDHI

BALASEKAR

719356381

### Affordability as Determined By State Guidelines

**Note:** This section will require the use of worksheets and tables found in the instructions. You must complete the worksheet(s) to determine if health insurance was affordable to you during the 2022 tax year.

- |   |           |        |     |    |
|---|-----------|--------|-----|----|
| <b>10.</b> Did your employer offer affordable health insurance that met minimum creditable coverage requirements as determined by completing the Schedule HC Worksheet for Line 10 in the instructions? | <b>10</b> | You    | Yes | No |
|   |           | Spouse | Yes | No |

Fill in No if your employer did not offer health insurance that met minimum creditable coverage requirements, you were not eligible for health insurance offered by your employer, you were self-employed or you were unemployed.

- |  |           |        |     |    |
|--|-----------|--------|-----|----|
| <b>11.</b> Were you eligible for government-subsidized health insurance as determined by completing the Schedule HC Worksheet for Line 11 in the instructions? | <b>11</b> | You    | Yes | No |
|  |           | Spouse | Yes | No |

If you answer No, go to line 12. If you answer Yes, go to the Health Care Penalty Worksheet in the instructions to calculate your penalty amount.

- |   |           |        |     |    |
|---|-----------|--------|-----|----|
| <b>12.</b> Were you able to purchase affordable private health insurance that met minimum creditable coverage requirements as determined by completing the Schedule HC Worksheet for Line 12 in the instructions? | <b>12</b> | You    | Yes | No |
|   |           | Spouse | Yes | No |

If you answer No, you are not subject to a penalty. Continue completing your tax return. If you answer Yes, go to the Health Care Penalty Worksheet in the instructions to calculate your penalty amount.

### Complete Only If You Are Filing An Appeal

**You must complete the Health Care Penalty Worksheet to determine your penalty amount before completing this section.**


You may have grounds to appeal if you were unable to obtain affordable insurance that meets the minimum creditable coverage requirements in 2022 due to a hardship or other circumstances. The grounds for appeal are explained in more detail in the instructions. If you believe you have grounds for appealing the penalty, fill in the field(s) below. The appeal will be heard by the Massachusetts Health Connector. By filling in the field below, you (or your spouse if married filing jointly) are authorizing DOR to share information from your tax return, including this schedule, with the Massachusetts Health Connector for purposes of deciding your appeal.

**You will receive a follow-up letter asking you to state your grounds for appeal in writing, and submit supporting documentation. Failure to respond to that letter within the time specified in the letter will lead to dismissal of your appeal and will result in a future assessment of a penalty.** Once your documentation is received, it will be reviewed by the Massachusetts Health Connector and you may be required to attend a hearing on your case. You will be required to file your claims under the pains and penalties of perjury.

**Note:** If you are filing an appeal, make sure you have calculated the penalty amount that you are appealing, but do not assess yourself or enter a penalty amount on your Form 1 or Form 1-NR/PY. Also, do not include any hardship documentation with your original return. You will be required to submit substantiating hardship documentation at a later date during the appeal process.

You: I wish to appeal the penalty. I authorize DOR to share this tax return including this schedule with the Massachusetts Health Connector for purposes of deciding this appeal.

Spouse: I wish to appeal the penalty. I authorize DOR to share this tax return including this schedule with the Massachusetts Health Connector for purposes of deciding this appeal.



## 2022 Schedule E

MA22013041555

AMARESH GANDHI

BALASEKAR

719356381


### Income or Loss from Real Estate and Royalties

#### Income

1. Rents received	1	630
2. Royalties received	2	

#### Expenses

3. Advertising	3	80
4. Auto and travel	4	295
5. Cleaning and maintenance	5	985
6. Commissions	6	
7. Insurance	7	
8. Legal and other professional fees	8	
9. Management fees	9	1248
10. Mortgage interest paid to banks, etc.	10	
11. Other interest	11	
12. Repairs	12	2748
13. Supplies	13	3740
14. Taxes	14	
15. Utilities	15	1850
16. Other expenses	16	
17. Add lines 3 through 16	17	10946
18. Depreciation expense or depletion	18	3113
19. Total expenses. Add lines 17 and 18	19	14059
20. Income or loss from rental real estate or royalty properties	20	-13429
21. Deductible rental real estate loss	21	-13429
22. Income. Enter positive amounts shown on line 20	22	
23. Losses. Add royalty losses from line 20 and real estate losses from line 21	23	-13429
24. Rental real estate and royalty income or loss	24	-13429



## 2022 Schedule E, pg. 2

MA22013051555

719356381

### Income or Loss from Partnerships and S Corporations


25. Passive loss allowed	25
26. Passive income	26
27. Non-passive loss	27
28. Section 179 expense deduction	28
29. Non-passive income	29
30. Combine lines 26 and 29	30
31. Combine lines 25, 27 and 28	31
32. Partnership and S corporation income or loss. Combine lines 30 and 31	32
33. Interest (other than MA banks) and dividends if included in line 32	33
34. Interest from Massachusetts banks if included in line 32	34
35. Total income or loss from partnerships and S corporations	35
36. Check if you are reporting any loss not allowed in a prior year due to the at-risk, or basis limitations; a prior year disallowed loss from a passive activity (was not reported on U.S. Form 8582) or un-reimbursed partnership expenses	

### Income or Loss from Estates and Trusts

37. Passive deduction or loss allowed	37
38. Passive income	38
39. Non-passive deduction or loss	39
40. Non-passive other income	40
41. Add lines 38 and 40	41
42. Add lines 37 and 39	42
43. Estate and trust income or loss. Combine lines 41 and 42	43
44. Estate or non-grantor-type trust income	44
45. Grantor-type trust and non-Massachusetts estate and trust income	45
46. Interest and dividends if included in line 45	46
47. Adjustments to 5.0% income	47
48. Subtotal. Combine lines 46 and 47	48
49. Income or loss from grantor type and non-Mass estates and trusts	49

### Income or Loss from REMICs

50. Excess inclusion	50
51. Taxable income or loss	51
52. Income	52
53. Combine lines 51 and 52	53



**2022 Schedule E, pg. 3**

MA22013061555

719356381

**Farm Income**

54. Net farm rental income or loss

54

**Summary**

55. Income or loss. Combine lines 24, 35, 49, 53 and 54

55

-13429

56. Massachusetts differences Enclose statements

56


57. Abandoned building renovation deduction

57

58. Total income or loss. Combine lines 55 through 57

58

-13429



# 2022 Schedule E-1

MA22013011555

AMARESH GANDHI BALASEKAR 719356381

H NO:12/2, SAGAR HOUSING

H NO:12/2, SAGAR HOUSING BN REDDY, LB NAGAR

Check one:  Real estate  Royalty  Rental property used for short-term rentals

## Income or Loss from Real Estate and Royalties

### Income

1. Rents received	1	630
2. Royalties received	2	

### Expenses

3. Advertising	3	80
4. Auto and travel	4	295
5. Cleaning and maintenance	5	985
6. Commissions	6	
7. Insurance	7	
8. Legal and other professional fees	8	
9. Management fees	9	1248
10. Mortgage interest paid to banks, etc	10	
11. Other interest	11	
12. Repairs	12	2748
13. Supplies	13	3740
14. Taxes	14	
15. Utilities	15	1850
16. Other expenses	16	
17. Add lines 3 through 16	17	10946
18. Depreciation expense or depletion	18	3113
19. Total expenses. Add lines 17 and 18	19	14059
20. Income or loss from rental real estate or royalty properties	20	-13429
21. Deductible rental real estate loss	21	-13429
22. Income. Enter positive amounts shown on line 20	22	
23. Losses. Enter royalty losses from line 20 or rental real estate loss from line 21	23	-13429
24. Rental real estate and royalty income or loss	24	-13429
25. Check if this rental property was used by you or your family for more than 14 days or more than 10 percent of the total number of days that the property was rented at fair market value		