

Gain / Loss report

Rahul Vasaikar | b5129547-9dea-5fdd-97b4-e24252750e32 | rahulvasaikar47@gmail.com

About report

This report includes all taxable activity on Coinbase with realized gains or losses. For US customers, Sells and Converts are taxable events that realize gains. This report does not include taxable events like Staking or Coinbase Earn that result in income. Note that this report is provided for informational purposes only, and you are responsible for confirming the accuracy and completeness of the information set forth in the report. For final tax obligations, please consult your tax advisor.

Summary

Cost Basis Method: **HIFO**

Data source	Long-term	Short-term	Total gains/losses
Coinbase	None	-\$17.18	-\$17.18
Total	None	-\$17.18	-\$17.18

Report legend

Short-term

The tax you pay on capital gains or losses depends on how long you hold the asset. If you hold an asset for 1 year or less, you pay the short term capital gains tax rate.

Long-term



The tax you pay on capital gains or losses depends on how long you hold the asset. If you hold an asset for 1 year and 1 day, or longer, you pay the long term capital gains tax rate.


Proceeds

The amount of money you received when you sold your cryptocurrency. If you received USD in exchange for your cryptocurrency then the cash you received is your proceeds. If you exchanged one cryptocurrency for another it will be the dollar value of the crypto you received.

Data source: Coinbase


These are taxable transactions incurring realized gains or losses where Coinbase all relevant data points.

Date Sold	Event	Amount	Proceeds	Cost Basis	Long Term	Short Term	Total Gains/Losses
01/02/2022	 Converted from DAI	98.52936846	\$98.55	\$100.01	None	-\$1.47	-\$1.47
Date Acquired (Tax Lots)							
	06/11/2021	0.00241194 DAI	\$0.00	\$0.00	None	-\$0.00	
	06/13/2021	0.00048756 DAI	\$0.00	\$0.00	None	-\$0.00	
	06/09/2021	0.00241168 DAI	\$0.00	\$0.00	None	-\$0.00	
	01/01/2022	98.51682183 DAI	\$98.53	\$100.00	None	-\$1.47	
	06/08/2021	0.00241156 DAI	\$0.00	\$0.00	None	-\$0.00	
	06/10/2021	0.0024118 DAI	\$0.00	\$0.00	None	-\$0.00	
	06/12/2021	0.00241209 DAI	\$0.00	\$0.00	None	-\$0.00	
Date Sold	Event	Amount	Proceeds	Cost Basis	Long Term	Short Term	Total Gains/Losses
01/07/2022	 Converted from DAI	74.98477809	\$75.00	\$76.50	None	-\$1.50	-\$1.50
Date Acquired (Tax Lots)							
	01/07/2022	74.98477809 DAI	\$75.00	\$76.50	None	-\$1.50	

Date Sold	Event	Amount	Proceeds	Cost Basis	Long Term	Short Term	Total Gains/Losses
01/07/2022	 Converted from DAI	74.98459067	\$75.00	\$76.50	None	-\$1.50	-\$1.50


Date Acquired (Tax Lots)

01/07/2022	74.98459067 DAI	\$75.00	\$76.50	None	-\$1.50
------------	-----------------	---------	---------	------	---------

Date Sold	Event	Amount	Proceeds	Cost Basis	Long Term	Short Term	Total Gains/Losses
01/07/2022	 Converted from DAI	43.9910918	\$44.00	\$44.88	None	-\$0.88	-\$0.88


Date Acquired (Tax Lots)

01/07/2022	43.9910918 DAI	\$44.00	\$44.88	None	-\$0.88
------------	----------------	---------	---------	------	---------

Date Sold	Event	Amount	Proceeds	Cost Basis	Long Term	Short Term	Total Gains/Losses
02/06/2022	 Converted from DAI	50.00347524	\$50.00	\$51.01	None	-\$1.01	-\$1.01


Date Acquired (Tax Lots)

01/07/2022	50.00347524 DAI	\$50.00	\$51.01	None	-\$1.01
------------	-----------------	---------	---------	------	---------

Date Sold	Event	Amount	Proceeds	Cost Basis	Long Term	Short Term	Total Gains/Losses
02/06/2022	 Converted from DAI	50.00300018	\$50.00	\$51.01	None	-\$1.01	-\$1.01


Date Acquired (Tax Lots)

01/07/2022	50.00300018 DAI	\$50.00	\$51.01	None	-\$1.01
------------	-----------------	---------	---------	------	---------

Date Sold	Event	Amount	Proceeds	Cost Basis	Long Term	Short Term	Total Gains/Losses
02/21/2022	 Converted from DAI	200.00270004	\$200.00	\$203.82	None	-\$3.82	-\$3.82


Date Acquired (Tax Lots)

02/21/2022	199.90203699 DAI	\$199.90	\$203.71	None	-\$3.82
01/07/2022	0.10066305 DAI	\$0.10	\$0.10	None	-\$0.00

Date Sold	Event	Amount	Proceeds	Cost Basis	Long Term	Short Term	Total Gains/Losses
03/07/2022	 Converted from DAI	50.00205008	\$50.00	\$50.96	None	-\$0.96	-\$0.96

Date Acquired (Tax Lots)

02/21/2022	50.00205008 DAI	\$50.00	\$50.96	None	-\$0.96
------------	-----------------	---------	---------	------	---------


Date Sold	Event	Amount	Proceeds	Cost Basis	Long Term	Short Term	Total Gains/Losses
03/07/2022	 Converted from DAI	44.68965727	\$44.69	\$45.54	None	-\$0.85	-\$0.85

Date Acquired (Tax Lots)

03/01/2022	0.00513526 DAI	\$0.01	\$0.01	None	\$0.00
02/09/2022	0.00543826 DAI	\$0.01	\$0.01	None	\$0.00
02/28/2022	0.00513526 DAI	\$0.01	\$0.01	None	\$0.00
01/15/2022	0.00543135 DAI	\$0.01	\$0.01	None	-\$0.00
02/21/2022	44.48103254 DAI	\$44.48	\$45.33	None	-\$0.85
02/08/2022	0.00543798 DAI	\$0.01	\$0.01	None	\$0.00
01/18/2022	0.00543176 DAI	\$0.01	\$0.01	None	-\$0.00
02/06/2022	0.00543734 DAI	\$0.01	\$0.01	None	\$0.00


01/29/2022	0.00543498 DAI	\$0.01	\$0.01	None	\$0.00
02/05/2022	0.00543706 DAI	\$0.01	\$0.01	None	\$0.00
01/23/2022	0.00543325 DAI	\$0.01	\$0.01	None	-\$0.00
02/02/2022	0.00543606 DAI	\$0.01	\$0.01	None	\$0.00
01/27/2022	0.00543436 DAI	\$0.01	\$0.01	None	\$0.00
02/10/2022	0.00543848 DAI	\$0.01	\$0.01	None	\$0.00
02/27/2022	0.00513526 DAI	\$0.01	\$0.01	None	\$0.00
02/11/2022	0.00463174 DAI	\$0.00	\$0.00	None	-\$0.00
03/06/2022	0.00513594 DAI	\$0.01	\$0.01	None	\$0.00
02/03/2022	0.00543642 DAI	\$0.01	\$0.01	None	\$0.00
03/05/2022	0.00513565 DAI	\$0.01	\$0.01	None	\$0.00
03/04/2022	0.00513542 DAI	\$0.01	\$0.01	None	\$0.00
03/03/2022	0.00513527 DAI	\$0.01	\$0.01	None	\$0.00
01/07/2022	0.00014564 DAI	\$0.00	\$0.00	None	-\$0.00
01/28/2022	0.00543463 DAI	\$0.01	\$0.01	None	\$0.00
02/01/2022	0.00543585 DAI	\$0.01	\$0.01	None	\$0.00
01/12/2022	0.00443949 DAI	\$0.00	\$0.00	None	-\$0.00
01/31/2022	0.00543556 DAI	\$0.01	\$0.01	None	\$0.00
01/24/2022	0.00543349 DAI	\$0.01	\$0.01	None	-\$0.00
01/20/2022	0.00543232 DAI	\$0.01	\$0.01	None	\$0.00
01/16/2022	0.00543135 DAI	\$0.01	\$0.01	None	-\$0.00
02/07/2022	0.00543767 DAI	\$0.01	\$0.01	None	\$0.00
01/14/2022	0.00543135 DAI	\$0.01	\$0.01	None	-\$0.00
01/21/2022	0.00543265 DAI	\$0.01	\$0.01	None	\$0.00
01/26/2022	0.00543411 DAI	\$0.01	\$0.01	None	\$0.00
02/26/2022	0.00047612 DAI	\$0.00	\$0.00	None	-\$0.00
01/25/2022	0.00543377 DAI	\$0.01	\$0.01	None	-\$0.00
01/13/2022	0.00543135 DAI	\$0.01	\$0.01	None	\$0.00
01/22/2022	0.00543295 DAI	\$0.01	\$0.01	None	-\$0.00
01/17/2022	0.00543143 DAI	\$0.01	\$0.01	None	-\$0.00

01/30/2022	0.00543529 DAI	\$0.01	\$0.01	None	\$0.00
01/06/2022	0.00024863 DAI	\$0.00	\$0.00	None	-\$0.00
01/19/2022	0.00543198 DAI	\$0.01	\$0.01	None	-\$0.00
03/02/2022	0.00513526 DAI	\$0.01	\$0.01	None	\$0.00
02/04/2022	0.00543674 DAI	\$0.01	\$0.01	None	-\$0.00

Date Sold	Event	Amount	Proceeds	Cost Basis	Long Term	Short Term	Total Gains/Losses
04/23/2022	 Converted from DAI	100.01335178	\$100.00	\$102.00	None	-\$2.00	-\$2.00


Date Acquired (Tax Lots)

04/23/2022	100.01335178 DAI	\$100.00	\$102.00	None	-\$2.00
------------	------------------	----------	----------	------	---------

Date Sold	Event	Amount	Proceeds	Cost Basis	Long Term	Short Term	Total Gains/Losses
04/23/2022	 Converted from DAI	100.01335178	\$100.00	\$102.00	None	-\$2.00	-\$2.00

Date Acquired (Tax Lots)

04/23/2022	100.01335178 DAI	\$100.00	\$102.00	None	-\$2.00
------------	------------------	----------	----------	------	---------

Date Sold	Event	Amount	Proceeds	Cost Basis	Long Term	Short Term	Total Gains/Losses
05/27/2022	 Converted from DAI	9.99750062	\$10.00	\$10.20	None	-\$0.20	-\$0.20

Date Acquired (Tax Lots)

04/23/2022	9.99750062 DAI	\$10.00	\$10.20	None	-\$0.20
------------	----------------	---------	---------	------	---------