

Gain / Loss report

Neeraj Saxena | ecd5d835-550a-59ce-8085-3082c1a44e4c | neerajsaxena2982@gmail.com

About report

This report includes all taxable activity with realized gains or losses. For US customers, Sells and Converts are taxable events that realize gains. This report does not include taxable events like Staking or Coinbase Earn that result in income. For final tax obligations, please consult your tax advisor.

Summary

Cost Basis Method: **HIFO**

Data source	Long-term	Short-term	Total gains/losses
Coinbase	None	-\$4,357.57	-\$4,357.57
Total	None	-\$4,357.57	-\$4,357.57

Report legend

Short-term

The tax you pay on capital gains or losses depends on how long you hold the asset. If you hold an asset for 1 year or less, you pay the short term capital gains tax rate.

Long-term




The tax you pay on capital gains or losses depends on how long you hold the asset. If you hold an asset for 1 year and 1 day, or longer, you pay the long term capital gains tax rate.


Proceeds

The amount of money you received when you sold your cryptocurrency. If you received USD in exchange for your cryptocurrency then the cash you received is your proceeds. If you exchanged one cryptocurrency for another it will be the dollar value of the crypto you received.

Data source: Coinbase


These are taxable transactions incurring realized gains or losses where Coinbase all relevant data points.

Date Sold	Event	Amount	Proceeds	Cost Basis	Long Term	Short Term	Total Gains/Losses
04/01/2021	 Sold FIL	5.0021373	\$1,000.49	\$1,000.00	None	\$0.49	\$0.49
Date Acquired (Tax Lots)							
	03/31/2021	5.0021373 FIL	\$1,000.49	\$1,000.00	None	\$0.49	
Date Sold	Event	Amount	Proceeds	Cost Basis	Long Term	Short Term	Total Gains/Losses
04/12/2021	 Sold FIL	6.13634857	\$1,004.46	\$1,000.00	None	\$4.46	\$4.46
Date Acquired (Tax Lots)							
	04/07/2021	6.13634857 FIL	\$1,004.46	\$1,000.00	None	\$4.46	
Date Sold	Event	Amount	Proceeds	Cost Basis	Long Term	Short Term	Total Gains/Losses
04/16/2021	 Sold ETC	29.03253052	\$1,015.88	\$1,000.00	None	\$15.88	\$15.88
Date Acquired (Tax Lots)							
	04/16/2021	29.03253052 ETC	\$1,015.88	\$1,000.00	None	\$15.88	

Date Sold	Event	Amount	Proceeds	Cost Basis	Long Term	Short Term	Total Gains/Losses
05/04/2021	 Sold ADA	4149.733008	\$5,257.37	\$5,000.00	None	\$257.37	\$257.37


Date Acquired (Tax Lots)

04/26/2021	4149.733008 ADA	\$5,257.37	\$5,000.00	None	\$257.37
------------	-----------------	------------	------------	------	----------

Date Sold	Event	Amount	Proceeds	Cost Basis	Long Term	Short Term	Total Gains/Losses
05/04/2021	 Sold FORTH	142.34506347	\$5,332.57	\$5,003.00	None	\$329.57	\$329.57




Date Acquired (Tax Lots)


05/04/2021	0.0254007 FORTH	\$0.95	\$1.00	None	-\$0.05
05/04/2021	0.02543106 FORTH	\$0.95	\$1.00	None	-\$0.05
05/04/2021	0.02538909 FORTH	\$0.95	\$1.00	None	-\$0.05
04/25/2021	142.26884262 FORTH	\$5,329.71	\$5,000.00	None	\$329.71

Date Sold	Event	Amount	Proceeds	Cost Basis	Long Term	Short Term	Total Gains/Losses
05/04/2021	 Sold OMG	96.59384924	\$832.39	\$1,000.00	None	-\$167.61	-\$167.61

Date Acquired (Tax Lots)


04/07/2021	96.59384924 OMG	\$832.39	\$1,000.00	None	-\$167.61
------------	-----------------	----------	------------	------	-----------

Date Sold	Event	Amount	Proceeds	Cost Basis	Long Term	Short Term	Total Gains/Losses
05/04/2021	 Sold NKN	1278.91718034	\$825.59	\$1,000.00	None	-\$174.41	-\$174.41
Date Acquired (Tax Lots)							
	04/16/2021	1278.91718034 NKN	\$825.59	\$1,000.00	None	-\$174.41	
Date Sold	Event	Amount	Proceeds	Cost Basis	Long Term	Short Term	Total Gains/Losses
05/04/2021	 Sold BAND	49.09263875	\$776.87	\$1,000.00	None	-\$223.13	-\$223.13
Date Acquired (Tax Lots)							
	04/18/2021	25.93757278 BAND	\$410.45	\$500.00	None	-\$89.55	
	04/16/2021	23.15506597 BAND	\$366.42	\$500.00	None	-\$133.58	
Date Sold	Event	Amount	Proceeds	Cost Basis	Long Term	Short Term	Total Gains/Losses
05/06/2021	 Sold ETC	90.86517259	\$12,735.93	\$10,000.00	None	\$2,735.93	\$2,735.93
Date Acquired (Tax Lots)							
	05/05/2021	90.86517259 ETC	\$12,735.93	\$10,000.00	None	\$2,735.93	

Date Sold	Event	Amount	Proceeds	Cost Basis	Long Term	Short Term	Total Gains/Losses
05/06/2021	 Sold ETC	85.67109868	\$12,927.86	\$12,580.00	None	\$347.86	\$347.86


Date Acquired (Tax Lots)

05/06/2021	85.67109868 ETC	\$12,927.86	\$12,580.00	None	\$347.86
------------	-----------------	-------------	-------------	------	----------

Date Sold	Event	Amount	Proceeds	Cost Basis	Long Term	Short Term	Total Gains/Losses
05/07/2021	 Sold ETC	41.37090245	\$5,028.01	\$5,000.00	None	\$28.01	\$28.01


Date Acquired (Tax Lots)

05/07/2021	41.37090245 ETC	\$5,028.01	\$5,000.00	None	\$28.01
------------	-----------------	------------	------------	------	---------

Date Sold	Event	Amount	Proceeds	Cost Basis	Long Term	Short Term	Total Gains/Losses
05/08/2021	 Sold CTSI	626.62527831	\$970.69	\$1,000.00	None	-\$29.31	-\$29.31

Date Acquired (Tax Lots)

05/08/2021	626.62527831 CTSI	\$970.69	\$1,000.00	None	-\$29.31
------------	-------------------	----------	------------	------	----------


Date Sold	Event	Amount	Proceeds	Cost Basis	Long Term	Short Term	Total Gains/Losses
05/08/2021	 Sold RLC	211.024087484	\$986.42	\$1,000.00	None	-\$13.58	-\$13.58

Date Acquired (Tax Lots)

05/08/2021	211.024087484 RLC	\$986.42	\$1,000.00	None	-\$13.58
------------	-------------------	----------	------------	------	----------


Date Sold	Event	Amount	Proceeds	Cost Basis	Long Term	Short Term	Total Gains/Losses
05/09/2021	 Sold TRB	8.11792394	\$1,080.03	\$1,000.00	None	\$80.03	\$80.03
Date Acquired (Tax Lots)							
05/08/2021		8.11792394 TRB	\$1,080.03	\$1,000.00	None	\$80.03	
05/12/2021	 Sold ICP	31.42361908	\$10,039.54	\$10,000.00	None	\$39.54	\$39.54
Date Acquired (Tax Lots)							
05/10/2021		31.42361908 ICP	\$10,039.54	\$10,000.00	None	\$39.54	
05/17/2021	 Sold LRC	8941.70147775	\$4,294.95	\$5,000.00	None	-\$705.05	-\$705.05
Date Acquired (Tax Lots)							
05/16/2021		8941.70147775 LRC	\$4,294.95	\$5,000.00	None	-\$705.05	
05/17/2021	 Sold MIR	470.51877512	\$3,274.49	\$5,000.00	None	-\$1,725.51	-\$1,725.51
Date Acquired (Tax Lots)							
05/09/2021		470.51877512 MIR	\$3,274.49	\$5,000.00	None	-\$1,725.51	

Date Sold	Event	Amount	Proceeds	Cost Basis	Long Term	Short Term	Total Gains/Losses
05/17/2021	 Sold FIL	47.81859147	\$4,401.81	\$5,000.00	None	-\$598.19	-\$598.19
Date Acquired (Tax Lots)							
05/16/2021		47.81859147 FIL	\$4,401.81	\$5,000.00	None	-\$598.19	
05/17/2021	 Sold FORTH	124.80814463	\$3,535.56	\$5,000.00	None	-\$1,464.44	-\$1,464.44
Date Acquired (Tax Lots)							
05/07/2021		124.80814463 FORTH	\$3,535.56	\$5,000.00	None	-\$1,464.44	
05/17/2021	 Sold MATIC	4696.70711576	\$6,839.96	\$5,000.00	None	\$1,839.96	\$1,839.96
Date Acquired (Tax Lots)							
05/09/2021		4696.70711576 MATIC	\$6,839.96	\$5,000.00	None	\$1,839.96	
05/17/2021	 Sold OGN	452.43096928	\$457.21	\$1,000.00	None	-\$542.79	-\$542.79
Date Acquired (Tax Lots)							
04/16/2021		452.43096928 OGN	\$457.21	\$1,000.00	None	-\$542.79	

Date Sold	Event	Amount	Proceeds	Cost Basis	Long Term	Short Term	Total Gains/Losses
05/26/2021	 Sold STORJ	8543.38919444	\$10,086.73	\$10,000.00	None	\$86.73	\$86.73


Date Acquired (Tax Lots)

05/20/2021	8543.38919444 STORJ	\$10,086.73	\$10,000.00	None	\$86.73
------------	---------------------	-------------	-------------	------	---------

Date Sold	Event	Amount	Proceeds	Cost Basis	Long Term	Short Term	Total Gains/Losses
05/26/2021	 Sold ETC	52.72032487	\$3,920.21	\$4,000.00	None	-\$79.79	-\$79.79




Date Acquired (Tax Lots)

05/20/2021	52.72032487 ETC	\$3,920.21	\$4,000.00	None	-\$79.79
------------	-----------------	------------	------------	------	----------


Date Sold	Event	Amount	Proceeds	Cost Basis	Long Term	Short Term	Total Gains/Losses
06/11/2021	 Sold MLN	44.82334954	\$4,026.30	\$5,000.00	None	-\$973.70	-\$973.70

Date Acquired (Tax Lots)

06/10/2021	44.82334954 MLN	\$4,026.30	\$5,000.00	None	-\$973.70
------------	-----------------	------------	------------	------	-----------

Date Sold	Event	Amount	Proceeds	Cost Basis	Long Term	Short Term	Total Gains/Losses
07/14/2021	 Converted from MATIC	4961.96090705	\$4,579.15	\$7,000.00	None	-\$2,420.85	-\$2,420.85
Date Acquired (Tax Lots)							
06/20/2021	3460.90003214 MATIC		\$3,193.89	\$5,000.00	None	-\$1,806.11	
06/21/2021	1501.06087491 MATIC		\$1,385.25	\$2,000.00	None	-\$614.75	
Date Sold	Event	Amount	Proceeds	Cost Basis	Long Term	Short Term	Total Gains/Losses
09/04/2021	 Converted from DOT	186.9891228803	\$6,275.73	\$5,000.00	None	\$1,275.73	\$1,275.73
Date Acquired (Tax Lots)							
08/17/2021	186.9891228803 DOT		\$6,275.73	\$5,000.00	None	\$1,275.73	
Date Sold	Event	Amount	Proceeds	Cost Basis	Long Term	Short Term	Total Gains/Losses
09/10/2021	 Converted from ICP	86.61443426	\$4,942.05	\$6,139.27	None	-\$1,197.23	-\$1,197.23
Date Acquired (Tax Lots)							
09/04/2021	86.61443426 ICP		\$4,942.05	\$6,139.27	None	-\$1,197.23	

Date Sold	Event	Amount	Proceeds	Cost Basis	Long Term	Short Term	Total Gains/Losses
09/10/2021	 Sold XYO	108811.71198705	\$5,207.85	\$4,903.22	None	\$304.63	\$304.63
Date Acquired (Tax Lots)							
09/10/2021		108811.71198705 XYO	\$5,207.85	\$4,903.22	None	\$304.63	
Date Sold	Event	Amount	Proceeds	Cost Basis	Long Term	Short Term	Total Gains/Losses
09/17/2021	 Converted from ZEN	43.8507881	\$4,116.71	\$5,000.00	None	-\$883.29	-\$883.29
Date Acquired (Tax Lots)							
09/16/2021		43.8507881 ZEN	\$4,116.71	\$5,000.00	None	-\$883.29	
Date Sold	Event	Amount	Proceeds	Cost Basis	Long Term	Short Term	Total Gains/Losses
10/15/2021	 Converted from NKN	10658.71478494	\$3,884.57	\$4,028.46	None	-\$143.89	-\$143.89
Date Acquired (Tax Lots)							
09/17/2021		10658.71478494 NKN	\$3,884.57	\$4,028.46	None	-\$143.89	
Date Sold	Event	Amount	Proceeds	Cost Basis	Long Term	Short Term	Total Gains/Losses
10/15/2021	 Converted from ADA	3606.505675	\$7,786.27	\$4,478.20	None	\$3,308.07	\$3,308.07
Date Acquired (Tax Lots)							
07/14/2021		3606.505675 ADA	\$7,786.27	\$4,478.20	None	\$3,308.07	

Date Sold	Event	Amount	Proceeds	Cost Basis	Long Term	Short Term	Total Gains/Losses
11/03/2021	 Converted from RARI	380.38925415	\$7,699.08	\$11,368.13	None	-\$3,669.05	-\$3,669.05
Date Acquired (Tax Lots)							
10/15/2021	125.35663032 RARI		\$2,537.22	\$3,735.00	None	-\$1,197.78	
10/15/2021	255.03262383 RARI		\$5,161.86	\$7,633.13	None	-\$2,471.27	