

DO NOT MAIL

▼ Detach Here and Mail With Your Payment ▼

Department of the Treasury
Internal Revenue Service

Calendar Year —
Due **04/18/2023**

2023 Form 1040-ES Payment Voucher 1

File only if you are making a payment of estimated tax by check or money order. Mail this voucher with your check or money order payable to the **United States Treasury.** Write your social security number and '2023 Form 1040-ES' on your check or money order. Do not send cash. Enclose, but do not staple or attach, your payment with this voucher.

Amount of estimated tax you are paying by check or money order.....▶	4,662.
--	--------

REV 03/22/23 PRO 1555

150-92-0265 790-26-2705
ISAMAR M RODRIGUEZ LIMA
MANOJ ENUGALA
61 MYRTLE AVE APT B5
IRVINGTON NJ 07111

INTERNAL REVENUE SERVICE
PO BOX 931100
LOUISVILLE KY 40293-1100

150920265 HF RODR 30 0 202312 430

DO NOT MAIL

▼ Detach Here and Mail With Your Payment ▼

Department of the Treasury
Internal Revenue Service

Calendar Year —
Due **06/15/2023**

2023 Form 1040-ES Payment Voucher 2

File only if you are making a payment of estimated tax by check or money order. Mail this voucher with your check or money order payable to the **United States Treasury.** Write your social security number and '2023 Form 1040-ES' on your check or money order. Do not send cash. Enclose, but do not staple or attach, your payment with this voucher.

Amount of estimated tax you are paying by check or money order.....▶	4,662.
--	--------

REV 03/22/23 PRO 1555

150-92-0265 790-26-2705
ISAMAR M RODRIGUEZ LIMA
MANOJ ENUGALA
61 MYRTLE AVE APT B5
IRVINGTON NJ 07111

INTERNAL REVENUE SERVICE
PO BOX 931100
LOUISVILLE KY 40293-1100

150920265 HF RODR 30 0 202312 430

DO NOT MAIL

▼ Detach Here and Mail With Your Payment ▼

Department of the Treasury
Internal Revenue Service

Calendar Year —
Due **09/15/2023**

2023 Form 1040-ES Payment Voucher 3

File only if you are making a payment of estimated tax by check or money order. Mail this voucher with your check or money order payable to the **United States Treasury.** Write your social security number and '2023 Form 1040-ES' on your check or money order. Do not send cash. Enclose, but do not staple or attach, your payment with this voucher.

Amount of estimated tax you are paying by check or money order.....▶	4,662.
--	--------

REV 03/22/23 PRO 1555

150-92-0265 790-26-2705
ISAMAR M RODRIGUEZ LIMA
MANOJ ENUGALA
61 MYRTLE AVE APT B5
IRVINGTON NJ 07111

INTERNAL REVENUE SERVICE
PO BOX 931100
LOUISVILLE KY 40293-1100

150920265 HF RODR 30 0 202312 430

DO NOT MAIL

▼ Detach Here and Mail With Your Payment ▼

Department of the Treasury
Internal Revenue Service

Calendar Year —
Due **01/16/2024**

2023 Form 1040-ES Payment Voucher 4

File only if you are making a payment of estimated tax by check or money order. Mail this voucher with your check or money order payable to the **United States Treasury.** Write your social security number and '2023 Form 1040-ES' on your check or money order. Do not send cash. Enclose, but do not staple or attach, your payment with this voucher.

Amount of estimated tax you are paying by check or money order.....▶	4,662.
--	--------

REV 03/22/23 PRO 1555

150-92-0265 790-26-2705
ISAMAR M RODRIGUEZ LIMA
MANOJ ENUGALA
61 MYRTLE AVE APT B5
IRVINGTON NJ 07111

INTERNAL REVENUE SERVICE
PO BOX 931100
LOUISVILLE KY 40293-1100

150920265 HF RODR 30 0 202312 430

IRS e-file Signature Authorization

▶ ERO must obtain and retain completed Form 8879.
▶ Go to www.irs.gov/Form8879 for the latest information.

Submission Identification Number (SID) ▶

Taxpayer's name ISAMAR M RODRIGUEZ LIMA	Social security number 150-92-0265
Spouse's name MANOJ ENUGALA	Spouse's social security number 790-26-2705

Part I Tax Return Information – Tax Year Ending December 31, 2022 (Enter year you are authorizing.)

Enter whole dollars only on lines 1 through 5.

Note: Form 1040-SS filers use line 4 only. Leave lines 1, 2, 3, and 5 blank.

1 Adjusted gross income	1	205,687.
2 Total tax	2	30,316.
3 Federal income tax withheld from Form(s) W-2 and Form(s) 1099	3	14,703.
4 Amount you want refunded to you	4	
5 Amount you owe	5	15,292.

Part II Taxpayer Declaration and Signature Authorization (Be sure you get and keep a copy of your return)

Under penalties of perjury, I declare that I have examined a copy of the income tax return (original or amended) I am now authorizing, and to the best of my knowledge and belief, it is true, correct, and complete. I further declare that the amounts in Part I above are the amounts from the income tax return (original or amended) I am now authorizing. I consent to allow my intermediate service provider, transmitter, or electronic return originator (ERO) to send my return to the IRS and to receive from the IRS (a) an acknowledgement of receipt or reason for rejection of the transmission, (b) the reason for any delay in processing the return or refund, and (c) the date of any refund. If applicable, I authorize the U.S. Treasury and its designated Financial Agent to initiate an ACH electronic funds withdrawal (direct debit) entry to the financial institution account indicated in the tax preparation software for payment of my federal taxes owed on this return and/or a payment of estimated tax, and the financial institution to debit the entry to this account. This authorization is to remain in full force and effect until I notify the U.S. Treasury Financial Agent to terminate the authorization. To revoke (cancel) a payment, I must contact the U.S. Treasury Financial Agent at **1-888-353-4537**. Payment cancellation requests must be received no later than 2 business days prior to the payment (settlement) date. I also authorize the financial institutions involved in the processing of the electronic payment of taxes to receive confidential information necessary to answer inquiries and resolve issues related to the payment. I further acknowledge that the personal identification number (PIN) below is my signature for the income tax return (original or amended) I am now authorizing and, if applicable, my Electronic Funds Withdrawal Consent.

Taxpayer's PIN: check one box only

- I authorize GLOBAL TAXES LLC to enter or generate my PIN

2	0	2	6	5
---	---	---	---	---

 as my signature on the income tax return (original or amended) I am now authorizing. **Enter five digits, but don't enter all zeros**
- I will enter my PIN as my signature on the income tax return (original or amended) I am now authorizing. Check this box **only** if you are entering your own PIN **and** your return is filed using the Practitioner PIN method. The ERO must complete Part III below.

Your signature ▶ _____ Date ▶ _____

Spouse's PIN: check one box only

- I authorize GLOBAL TAXES LLC to enter or generate my PIN

6	2	7	0	5
---	---	---	---	---

 as my signature on the income tax return (original or amended) I am now authorizing. **Enter five digits, but don't enter all zeros**
- I will enter my PIN as my signature on the income tax return (original or amended) I am now authorizing. Check this box **only** if you are entering your own PIN **and** your return is filed using the Practitioner PIN method. The ERO must complete Part III below.

Spouse's signature ▶ _____ Date ▶ _____

Practitioner PIN Method Returns Only—continue below

Part III Certification and Authentication – Practitioner PIN Method Only

ERO's EFIN/PIN. Enter your six-digit EFIN followed by your five-digit self-selected PIN.

2	2	2	4	9	6	3	1	9	8	9
---	---	---	---	---	---	---	---	---	---	---

Don't enter all zeros

I certify that the above numeric entry is my PIN, which is my signature for the electronic individual income tax return (original or amended) I am now authorized to file for tax year indicated above for the taxpayer(s) indicated above. I confirm that I am submitting this return in accordance with the requirements of the Practitioner PIN method and **Pub. 1345**, Handbook for Authorized IRS e-file Providers of Individual Income Tax Returns.

ERO's signature ▶ _____ Date ▶ _____

**ERO Must Retain This Form – See Instructions
Don't Submit This Form to the IRS Unless Requested To Do So**

IF you live in...	THEN use this address to send in your payment...
Alabama, Florida, Georgia, Louisiana, Mississippi, North Carolina, South Carolina, Tennessee, Texas	Internal Revenue Service P.O. Box 1214 Charlotte, NC 28201-1214
Arkansas, Connecticut, Delaware, District of Columbia, Illinois, Indiana, Iowa, Kentucky, Maine, Maryland, Massachusetts, Minnesota, Missouri, New Hampshire, New Jersey, New York, Oklahoma, Rhode Island, Vermont, Virginia, West Virginia, Wisconsin	Internal Revenue Service P.O. Box 931000 Louisville, KY 40293-1000
Alaska, Arizona, California, Colorado, Hawaii, Idaho, Kansas, Michigan, Montana, Nebraska, Nevada, New Mexico, North Dakota, Ohio, Oregon, Pennsylvania, South Dakota, Utah, Washington, Wyoming	Internal Revenue Service P.O. Box 802501 Cincinnati, OH 45280-2501
A foreign country, American Samoa, or Puerto Rico (or are excluding income under Internal Revenue Code section 933), or use an APO or FPO address, or file Form 2555 or 4563, or are a dual-status alien or nonpermanent resident of Guam or the U.S. Virgin Islands	Internal Revenue Service P.O. Box 1303 Charlotte, NC 28201-1303

MAIL FORM 1040-V TO THE INTERNAL REVENUE SERVICE CENTER AT THE ADDRESS LISTED BELOW.

▼ Detach Here and Mail With Your Payment and Return ▼

Department of the Treasury
Internal Revenue Service

2022

Form 1040-V Payment Voucher

- ▶ Use this voucher when making a payment with Form 1040.
- ▶ Do not staple this voucher or your payment to Form 1040.
- ▶ Make your check or money order payable to the 'United States Treasury.'
- ▶ Write your social security number (SSN) on your check or money order.

Enter the amount of your payment ▶	15,292.
--	---------

REV 03/22/23 PRO 1555

ISAMAR M RODRIGUEZ LIMA
MANOJ ENUGALA
61 MYRTLE AVE B5
IRVINGTON NJ 07111

INTERNAL REVENUE SERVICE
P.O. BOX 931000
LOUISVILLE, KY 40293-1000

150920265 HF RODR 30 0 202212 610

Filing Status [] Single [X] Married filing jointly [] Married filing separately (MFS) [] Head of household (HOH) [] Qualifying surviving spouse (QSS)
Check only one box. If you checked the MFS box, enter the name of your spouse. If you checked the HOH or QSS box, enter the child's name if the qualifying person is a child but not your dependent:

Personal information section including: Your first name and middle initial (ISAMAR M), Last name (RODRIGUEZ LIMA), Your social security number (150-92-0265), Spouse's social security number (790-26-2705), Home address (61 MYRTLE AVE, IRVINGTON, NJ, 07111), and Presidential Election Campaign checkboxes.

Digital Assets At any time during 2022, did you: (a) receive (as a reward, award, or payment for property or services); or (b) sell, exchange, gift, or otherwise dispose of a digital asset (or a financial interest in a digital asset)? (See instructions.) [] Yes [X] No

Standard Deduction Someone can claim: [] You as a dependent [] Your spouse as a dependent [] Spouse itemizes on a separate return or you were a dual-status alien

Age/Blindness You: [] Were born before January 2, 1958 [] Are blind Spouse: [] Was born before January 2, 1958 [] Is blind

Dependents table with columns: (1) First name, Last name, (2) Social security number, (3) Relationship to you, (4) Child tax credit, Credit for other dependents. Includes entry for JOSEPH RODRIGUEZ LIMA.

Income section table with rows 1a through 15. Includes sub-rows 2a-6a and 7-15. Total taxable income: 179,787.

Table with 4 columns: Line number, Description, Amount, and Total. Rows include Tax and Credits (lines 16-24) with amounts like 30,816 and 500.

Table with 4 columns: Line number, Description, Amount, and Total. Rows include Payments (lines 25-33) with amounts like 14,703 and 15,496.

Table with 4 columns: Line number, Description, Amount, and Total. Rows include Refund (lines 34-36) with amounts like 15,292 and 472.

Table with 4 columns: Line number, Description, Amount, and Total. Rows include Amount You Owe (lines 37-38) with amounts like 15,292 and 472.

Third Party Designee section with checkboxes for Yes/No and fields for Designee's name, phone number, and PIN.

Sign Here section with signature lines for taxpayer and spouse, occupation fields (QUALITY MANAGER, SOFTWARE ENGINEER), and date fields.

Paid Preparer Use Only section with fields for Preparer's name, signature, date, PTIN, and firm information (GLOBAL TAXES LLC).

**SCHEDULE 1
(Form 1040)**

Department of the Treasury
Internal Revenue Service

Additional Income and Adjustments to Income

Attach to Form 1040, 1040-SR, or 1040-NR.

Go to www.irs.gov/Form1040 for instructions and the latest information.

OMB No. 1545-0074

2022
Attachment
Sequence No. **01**

Name(s) shown on Form 1040, 1040-SR, or 1040-NR
ISAMAR M RODRIGUEZ LIMA & MANOJ ENUGALA

Your social security number
150-92-0265

Part I Additional Income


1	Taxable refunds, credits, or offsets of state and local income taxes		1	
2a	Alimony received		2a	
b	Date of original divorce or separation agreement (see instructions): _____			
3	Business income or (loss). Attach Schedule C		3	-36,156.
4	Other gains or (losses). Attach Form 4797		4	
5	Rental real estate, royalties, partnerships, S corporations, trusts, etc. Attach Schedule E		5	36,112.
6	Farm income or (loss). Attach Schedule F		6	
7	Unemployment compensation		7	
8	Other income:			
a	Net operating loss	8a ()		
b	Gambling	8b		
c	Cancellation of debt	8c		
d	Foreign earned income exclusion from Form 2555	8d ()		
e	Income from Form 8853	8e		
f	Income from Form 8889	8f		
g	Alaska Permanent Fund dividends	8g		
h	Jury duty pay	8h		
i	Prizes and awards	8i		
j	Activity not engaged in for profit income	8j		
k	Stock options	8k		
l	Income from the rental of personal property if you engaged in the rental for profit but were not in the business of renting such property	8l		
m	Olympic and Paralympic medals and USOC prize money (see instructions)	8m		
n	Section 951(a) inclusion (see instructions)	8n		
o	Section 951A(a) inclusion (see instructions)	8o		
p	Section 461(l) excess business loss adjustment	8p		
q	Taxable distributions from an ABL account (see instructions)	8q		
r	Scholarship and fellowship grants not reported on Form W-2	8r		
s	Nontaxable amount of Medicaid waiver payments included on Form 1040, line 1a or 1d	8s ()		
t	Pension or annuity from a nonqualified deferred compensation plan or a nongovernmental section 457 plan	8t		
u	Wages earned while incarcerated	8u		
z	Other income. List type and amount: _____	8z		
	Other Income from box 3 of 1099-Misc 1.			1.
9	Total other income. Add lines 8a through 8z		9	1.
10	Combine lines 1 through 7 and 9. Enter here and on Form 1040, 1040-SR, or 1040-NR, line 8		10	-43.

For Paperwork Reduction Act Notice, see your tax return instructions.

Schedule 1 (Form 1040) 2022

Part II Adjustments to Income

11	Educator expenses		11
12	Certain business expenses of reservists, performing artists, and fee-basis government officials. Attach Form 2106		12
13	Health savings account deduction. Attach Form 8889		13
14	Moving expenses for members of the Armed Forces. Attach Form 3903		14
15	Deductible part of self-employment tax. Attach Schedule SE		15
16	Self-employed SEP, SIMPLE, and qualified plans		16
17	Self-employed health insurance deduction		17
18	Penalty on early withdrawal of savings		18
19a	Alimony paid		19a
b	Recipient's SSN		
c	Date of original divorce or separation agreement (see instructions): _____		
20	IRA deduction		20
21	Student loan interest deduction		21
22	Reserved for future use		22
23	Archer MSA deduction		23
24	Other adjustments:		
a	Jury duty pay (see instructions)	24a	
b	Deductible expenses related to income reported on line 8l from the rental of personal property engaged in for profit	24b	
c	Nontaxable amount of the value of Olympic and Paralympic medals and USOC prize money reported on line 8m	24c	
d	Reforestation amortization and expenses	24d	
e	Repayment of supplemental unemployment benefits under the Trade Act of 1974	24e	
f	Contributions to section 501(c)(18)(D) pension plans	24f	
g	Contributions by certain chaplains to section 403(b) plans	24g	
h	Attorney fees and court costs for actions involving certain unlawful discrimination claims (see instructions)	24h	
i	Attorney fees and court costs you paid in connection with an award from the IRS for information you provided that helped the IRS detect tax law violations	24i	
j	Housing deduction from Form 2555	24j	
k	Excess deductions of section 67(e) expenses from Schedule K-1 (Form 1041)	24k	
z	Other adjustments. List type and amount: _____	24z	
25	Total other adjustments. Add lines 24a through 24z		25
26	Add lines 11 through 23 and 25. These are your adjustments to income . Enter here and on Form 1040 or 1040-SR, line 10, or Form 1040-NR, line 10a		26



**SCHEDULE 3
(Form 1040)**

Department of the Treasury
Internal Revenue Service

Additional Credits and Payments

Attach to Form 1040, 1040-SR, or 1040-NR.
Go to www.irs.gov/Form1040 for instructions and the latest information.

OMB No. 1545-0074

2022
Attachment
Sequence No. **03**

Name(s) shown on Form 1040, 1040-SR, or 1040-NR

ISAMAR M RODRIGUEZ LIMA & MANOJ ENUGALA

Your social security number

150-92-0265

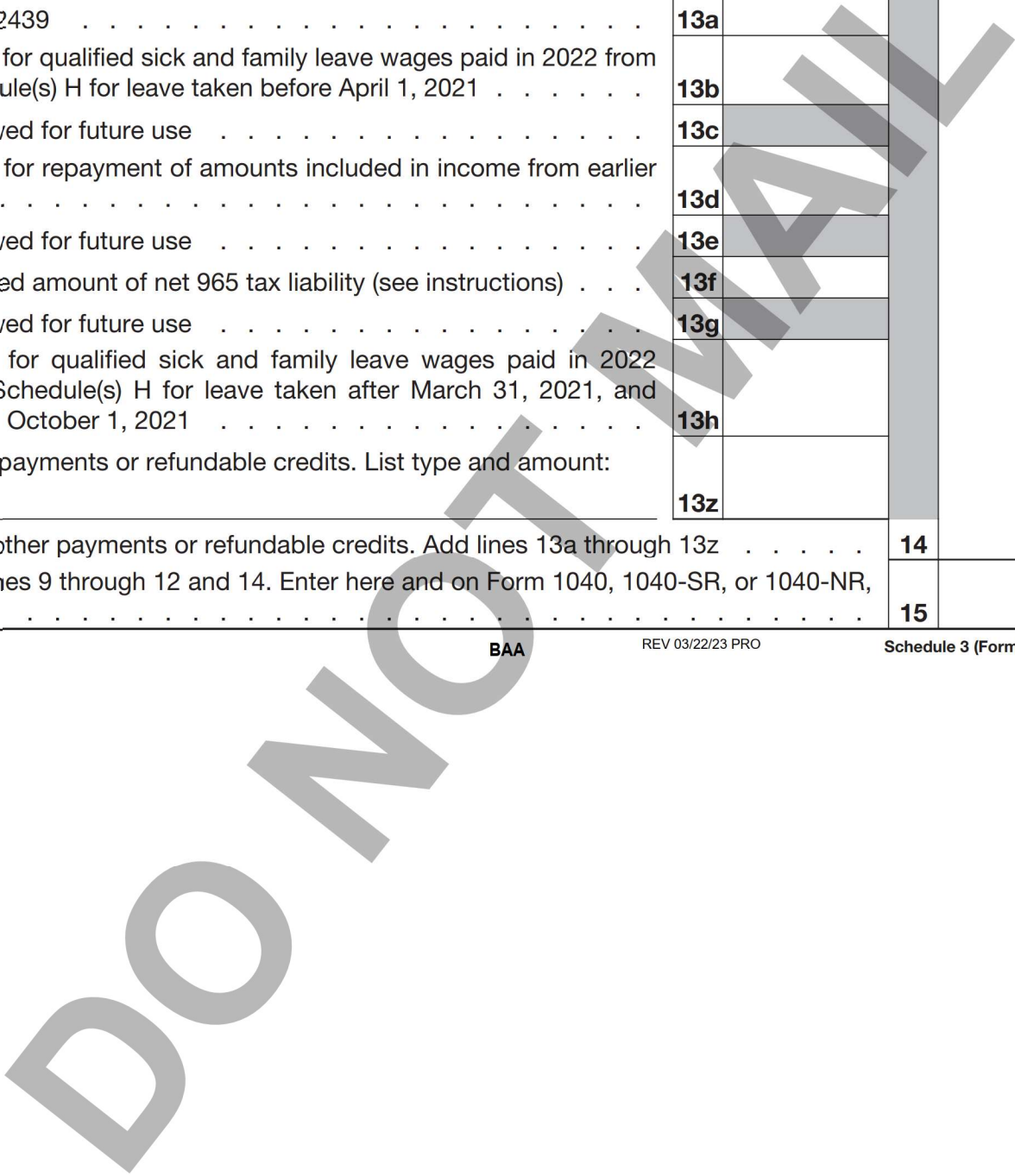
Part I Nonrefundable Credits

1	Foreign tax credit. Attach Form 1116 if required	1	
2	Credit for child and dependent care expenses from Form 2441, line 11. Attach Form 2441	2	
3	Education credits from Form 8863, line 19	3	
4	Retirement savings contributions credit. Attach Form 8880	4	
5	Residential energy credits. Attach Form 5695	5	
6	Other nonrefundable credits:		
a	General business credit. Attach Form 3800	6a	
b	Credit for prior year minimum tax. Attach Form 8801	6b	
c	Adoption credit. Attach Form 8839	6c	
d	Credit for the elderly or disabled. Attach Schedule R	6d	
e	Alternative motor vehicle credit. Attach Form 8910	6e	
f	Qualified plug-in motor vehicle credit. Attach Form 8936	6f	
g	Mortgage interest credit. Attach Form 8396	6g	
h	District of Columbia first-time homebuyer credit. Attach Form 8859	6h	
i	Qualified electric vehicle credit. Attach Form 8834	6i	
j	Alternative fuel vehicle refueling property credit. Attach Form 8911	6j	
k	Credit to holders of tax credit bonds. Attach Form 8912	6k	
l	Amount on Form 8978, line 14. See instructions	6l	
z	Other nonrefundable credits. List type and amount: _____	6z	
7	Total other nonrefundable credits. Add lines 6a through 6z	7	
8	Add lines 1 through 5 and 7. Enter here and on Form 1040, 1040-SR, or 1040-NR, line 20	8	

(continued on page 2)

Part II Other Payments and Refundable Credits

9	Net premium tax credit. Attach Form 8962	9	
10	Amount paid with request for extension to file (see instructions)	10	
11	Excess social security and tier 1 RRTA tax withheld	11	793.
12	Credit for federal tax on fuels. Attach Form 4136	12	
13	Other payments or refundable credits:		
a	Form 2439	13a	
b	Credit for qualified sick and family leave wages paid in 2022 from Schedule(s) H for leave taken before April 1, 2021	13b	
c	Reserved for future use	13c	
d	Credit for repayment of amounts included in income from earlier years	13d	
e	Reserved for future use	13e	
f	Deferred amount of net 965 tax liability (see instructions)	13f	
g	Reserved for future use	13g	
h	Credit for qualified sick and family leave wages paid in 2022 from Schedule(s) H for leave taken after March 31, 2021, and before October 1, 2021	13h	
z	Other payments or refundable credits. List type and amount:	13z	
14	Total other payments or refundable credits. Add lines 13a through 13z	14	
15	Add lines 9 through 12 and 14. Enter here and on Form 1040, 1040-SR, or 1040-NR, line 31	15	793.



**SCHEDULE C
(Form 1040)**

**Profit or Loss From Business
(Sole Proprietorship)**

OMB No. 1545-0074

2022

Attachment
Sequence No. **09**

Department of the Treasury
Internal Revenue Service

Go to www.irs.gov/ScheduleC for instructions and the latest information.
Attach to Form 1040, 1040-SR, 1040-NR, or 1041; partnerships must generally file Form 1065.

Name of proprietor MANOJ ENUGALA		Social security number (SSN) 790-26-2705
A Principal business or profession, including product or service (see instructions) SOFTWARE ENGINEER	B Enter code from instructions 5 4 1 9 9 0	
C Business name. If no separate business name, leave blank. TECHLANCE CONSULTING SOFTWARE SERVICES	D Employer ID number (EIN) (see instr.) 8 5 0 7 7 1 7 8 7	
E Business address (including suite or room no.) 90 EAST HALSEY ROAD STE. 333#486 City, town or post office, state, and ZIP code PARSIPPANY, NJ 07054		
F Accounting method: (1) <input checked="" type="checkbox"/> Cash (2) <input type="checkbox"/> Accrual (3) <input type="checkbox"/> Other (specify)		
G Did you "materially participate" in the operation of this business during 2022? If "No," see instructions for limit on losses		<input checked="" type="checkbox"/> Yes <input type="checkbox"/> No
H If you started or acquired this business during 2022, check here		<input type="checkbox"/>
I Did you make any payments in 2022 that would require you to file Form(s) 1099? See instructions		<input type="checkbox"/> Yes <input checked="" type="checkbox"/> No
J If "Yes," did you or will you file required Form(s) 1099?		<input type="checkbox"/> Yes <input type="checkbox"/> No

Part I Income

1 Gross receipts or sales. See instructions for line 1 and check the box if this income was reported to you on Form W-2 and the "Statutory employee" box on that form was checked <input type="checkbox"/>	1	0.
2 Returns and allowances	2	
3 Subtract line 2 from line 1	3	0.
4 Cost of goods sold (from line 42)	4	
5 Gross profit. Subtract line 4 from line 3	5	0.
6 Other income, including federal and state gasoline or fuel tax credit or refund (see instructions)	6	
7 Gross income. Add lines 5 and 6	7	0.

Part II Expenses. Enter expenses for business use of your home **only** on line 30.

8 Advertising	8		18 Office expense (see instructions)	18	
9 Car and truck expenses (see instructions)	9	11,220.	19 Pension and profit-sharing plans	19	
10 Commissions and fees	10		20 Rent or lease (see instructions):		
11 Contract labor (see instructions)	11		a Vehicles, machinery, and equipment	20a	
12 Depletion	12		b Other business property	20b	6,582.
13 Depreciation and section 179 expense deduction (not included in Part III) (see instructions)	13		21 Repairs and maintenance	21	
14 Employee benefit programs (other than on line 19)	14		22 Supplies (not included in Part III)	22	
15 Insurance (other than health)	15		23 Taxes and licenses	23	
16 Interest (see instructions):			24 Travel and meals:		
a Mortgage (paid to banks, etc.)	16a		a Travel	24a	
b Other	16b		b Deductible meals (see instructions)	24b	
17 Legal and professional services	17		25 Utilities	25	1,400.
28 Total expenses before expenses for business use of home. Add lines 8 through 27a	28		26 Wages (less employment credits)	26	
29 Tentative profit or (loss). Subtract line 28 from line 7	29		27a Other expenses (from line 48)	27a	16,954.
30 Expenses for business use of your home. Do not report these expenses elsewhere. Attach Form 8829 unless using the simplified method. See instructions. Simplified method filers only: Enter the total square footage of (a) your home: _____ and (b) the part of your home used for business: _____. Use the Simplified Method Worksheet in the instructions to figure the amount to enter on line 30	30		27b Reserved for future use	27b	
31 Net profit or (loss). Subtract line 30 from line 29.			28		36,156.
• If a profit, enter on both Schedule 1 (Form 1040), line 3 , and on Schedule SE, line 2 . (If you checked the box on line 1, see instructions.) Estates and trusts, enter on Form 1041, line 3 .			29		-36,156.
• If a loss, you must go to line 32.			30		
32 If you have a loss, check the box that describes your investment in this activity. See instructions.			31		-36,156.
• If you checked 32a, enter the loss on both Schedule 1 (Form 1040), line 3 , and on Schedule SE, line 2 . (If you checked the box on line 1, see the line 31 instructions.) Estates and trusts, enter on Form 1041, line 3 .					
• If you checked 32b, you must attach Form 6198 . Your loss may be limited.					
			32a	<input checked="" type="checkbox"/> All investment is at risk.	
			32b	<input type="checkbox"/> Some investment is not at risk.	

Part III Cost of Goods Sold (see instructions)

33 Method(s) used to value closing inventory: **a** Cost **b** Lower of cost or market **c** Other (attach explanation)

34 Was there any change in determining quantities, costs, or valuations between opening and closing inventory?
If "Yes," attach explanation **Yes** **No**

35 Inventory at beginning of year. If different from last year's closing inventory, attach explanation	35
36 Purchases less cost of items withdrawn for personal use	36
37 Cost of labor. Do not include any amounts paid to yourself	37
38 Materials and supplies	38
39 Other costs	39
40 Add lines 35 through 39	40
41 Inventory at end of year	41
42 Cost of goods sold. Subtract line 41 from line 40. Enter the result here and on line 4	42

Part IV Information on Your Vehicle. Complete this part **only** if you are claiming car or truck expenses on line 9 and are not required to file Form 4562 for this business. See the instructions for line 13 to find out if you must file Form 4562.

43 When did you place your vehicle in service for business purposes? (month/day/year) 05/21/2019

44 Of the total number of miles you drove your vehicle during 2022, enter the number of miles you used your vehicle for:

a Business 18,608 **b** Commuting (see instructions) _____ **c** Other 41,492

45 Was your vehicle available for personal use during off-duty hours? **Yes** **No**

46 Do you (or your spouse) have another vehicle available for personal use? **Yes** **No**

47a Do you have evidence to support your deduction? **Yes** **No**

b If "Yes," is the evidence written? **Yes** **No**

Part V Other Expenses. List below business expenses not included on lines 8–26 or line 30.

BACK END OFFICE EXPENSES	16,954.
48 Total other expenses. Enter here and on line 27a	48 16,954.

**SCHEDULE D
(Form 1040)**

Capital Gains and Losses

OMB No. 1545-0074

2022

Department of the Treasury
Internal Revenue Service

Attach to Form 1040, 1040-SR, or 1040-NR.
Go to www.irs.gov/ScheduleD for instructions and the latest information.
Use Form 8949 to list your transactions for lines 1b, 2, 3, 8b, 9, and 10.

Attachment
Sequence No. **12**

Name(s) shown on return

ISAMAR M RODRIGUEZ LIMA & MANOJ ENUGALA

Your social security number

150-92-0265

Did you dispose of any investment(s) in a qualified opportunity fund during the tax year? Yes No

If "Yes," attach Form 8949 and see its instructions for additional requirements for reporting your gain or loss.

Part I Short-Term Capital Gains and Losses—Generally Assets Held One Year or Less (see instructions)

See instructions for how to figure the amounts to enter on the lines below.

This form may be easier to complete if you round off cents to whole dollars.

	(d) Proceeds (sales price)	(e) Cost (or other basis)	(g) Adjustments to gain or loss from Form(s) 8949, Part I, line 2, column (g)	(h) Gain or (loss) Subtract column (e) from column (d) and combine the result with column (g)
1a Totals for all short-term transactions reported on Form 1099-B for which basis was reported to the IRS and for which you have no adjustments (see instructions). However, if you choose to report all these transactions on Form 8949, leave this line blank and go to line 1b				
1b Totals for all transactions reported on Form(s) 8949 with Box A checked	5,998.	7,651.	1,175.	-478.
2 Totals for all transactions reported on Form(s) 8949 with Box B checked	9,766.	13,407.		-3,641.
3 Totals for all transactions reported on Form(s) 8949 with Box C checked				
4 Short-term gain from Form 6252 and short-term gain or (loss) from Forms 4684, 6781, and 8824				4
5 Net short-term gain or (loss) from partnerships, S corporations, estates, and trusts from Schedule(s) K-1				5
6 Short-term capital loss carryover. Enter the amount, if any, from line 8 of your Capital Loss Carryover Worksheet in the instructions				6 ()
7 Net short-term capital gain or (loss) . Combine lines 1a through 6 in column (h). If you have any long-term capital gains or losses, go to Part II below. Otherwise, go to Part III on the back				7 -4,119.

Part II Long-Term Capital Gains and Losses—Generally Assets Held More Than One Year (see instructions)

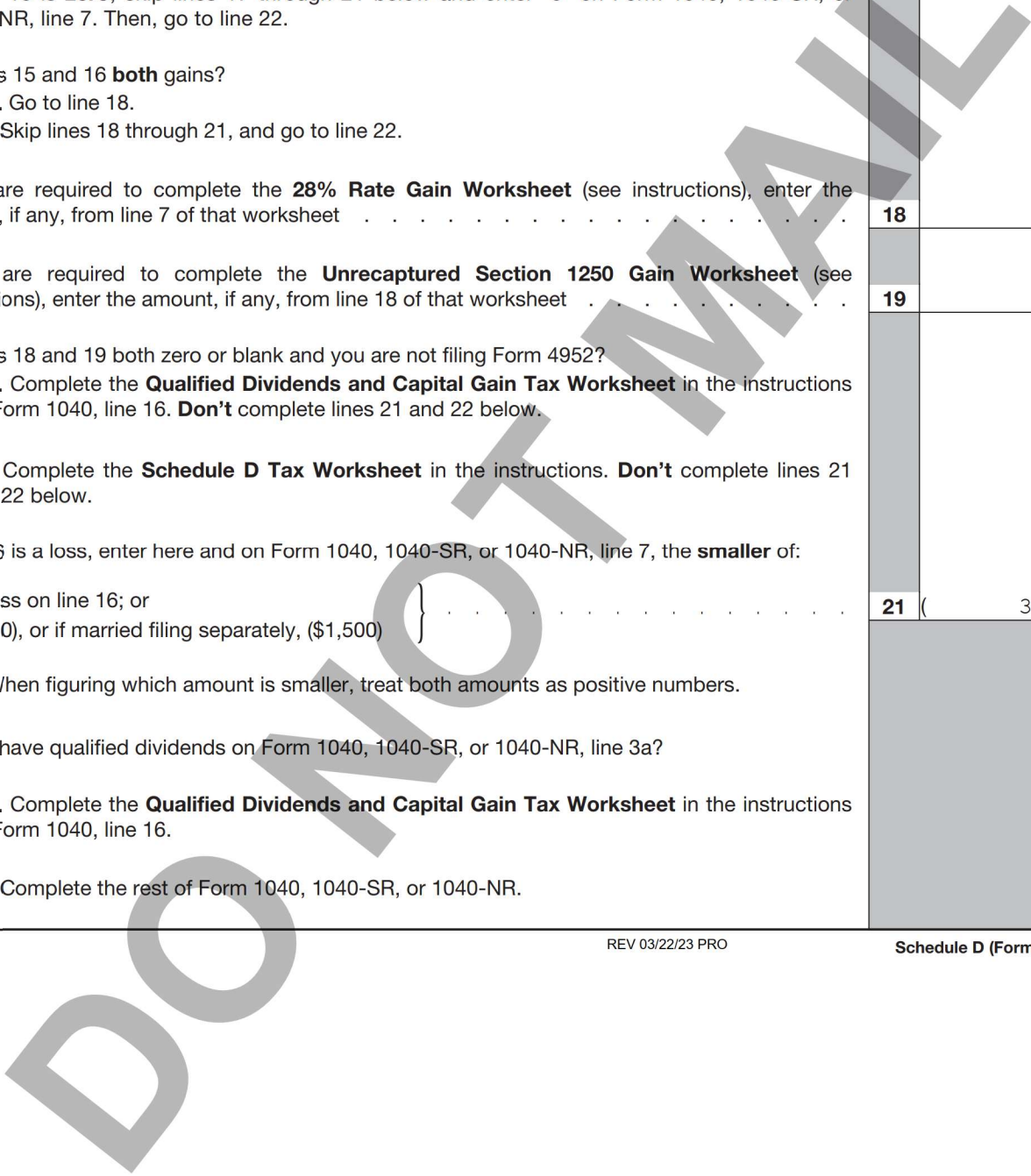
See instructions for how to figure the amounts to enter on the lines below.

This form may be easier to complete if you round off cents to whole dollars.

	(d) Proceeds (sales price)	(e) Cost (or other basis)	(g) Adjustments to gain or loss from Form(s) 8949, Part II, line 2, column (g)	(h) Gain or (loss) Subtract column (e) from column (d) and combine the result with column (g)
8a Totals for all long-term transactions reported on Form 1099-B for which basis was reported to the IRS and for which you have no adjustments (see instructions). However, if you choose to report all these transactions on Form 8949, leave this line blank and go to line 8b				
8b Totals for all transactions reported on Form(s) 8949 with Box D checked				
9 Totals for all transactions reported on Form(s) 8949 with Box E checked				
10 Totals for all transactions reported on Form(s) 8949 with Box F checked	87.	300.		-213.
11 Gain from Form 4797, Part I; long-term gain from Forms 2439 and 6252; and long-term gain or (loss) from Forms 4684, 6781, and 8824				11
12 Net long-term gain or (loss) from partnerships, S corporations, estates, and trusts from Schedule(s) K-1				12
13 Capital gain distributions. See the instructions				13
14 Long-term capital loss carryover. Enter the amount, if any, from line 13 of your Capital Loss Carryover Worksheet in the instructions				14 ()
15 Net long-term capital gain or (loss) . Combine lines 8a through 14 in column (h). Then, go to Part III on the back				15 -213.

Part III Summary

16	Combine lines 7 and 15 and enter the result	16	-4,332.
	<ul style="list-style-type: none"> • If line 16 is a gain, enter the amount from line 16 on Form 1040, 1040-SR, or 1040-NR, line 7. Then, go to line 17 below. • If line 16 is a loss, skip lines 17 through 20 below. Then, go to line 21. Also be sure to complete line 22. • If line 16 is zero, skip lines 17 through 21 below and enter -0- on Form 1040, 1040-SR, or 1040-NR, line 7. Then, go to line 22. 		
17	Are lines 15 and 16 both gains? <input type="checkbox"/> Yes. Go to line 18. <input type="checkbox"/> No. Skip lines 18 through 21, and go to line 22.		
18	If you are required to complete the 28% Rate Gain Worksheet (see instructions), enter the amount, if any, from line 7 of that worksheet	18	
19	If you are required to complete the Unrecaptured Section 1250 Gain Worksheet (see instructions), enter the amount, if any, from line 18 of that worksheet	19	
20	Are lines 18 and 19 both zero or blank and you are not filing Form 4952? <input type="checkbox"/> Yes. Complete the Qualified Dividends and Capital Gain Tax Worksheet in the instructions for Form 1040, line 16. Don't complete lines 21 and 22 below. <input type="checkbox"/> No. Complete the Schedule D Tax Worksheet in the instructions. Don't complete lines 21 and 22 below.		
21	If line 16 is a loss, enter here and on Form 1040, 1040-SR, or 1040-NR, line 7, the smaller of: <ul style="list-style-type: none"> • The loss on line 16; or • (\$3,000), or if married filing separately, (\$1,500) } 	21	(3,000.)
	Note: When figuring which amount is smaller, treat both amounts as positive numbers.		
22	Do you have qualified dividends on Form 1040, 1040-SR, or 1040-NR, line 3a? <input checked="" type="checkbox"/> Yes. Complete the Qualified Dividends and Capital Gain Tax Worksheet in the instructions for Form 1040, line 16. <input type="checkbox"/> No. Complete the rest of Form 1040, 1040-SR, or 1040-NR.		



Sales and Other Dispositions of Capital Assets

Department of the Treasury
Internal Revenue Service

Go to www.irs.gov/Form8949 for instructions and the latest information.
File with your Schedule D to list your transactions for lines 1b, 2, 3, 8b, 9, and 10 of Schedule D.

Name(s) shown on return

Social security number or taxpayer identification number

ISAMAR M RODRIGUEZ LIMA & MANOJ ENUGALA

150-92-0265

Before you check Box A, B, or C below, see whether you received any Form(s) 1099-B or substitute statement(s) from your broker. A substitute statement will have the same information as Form 1099-B. Either will show whether your basis (usually your cost) was reported to the IRS by your broker and may even tell you which box to check.

Part I Short-Term. Transactions involving capital assets you held 1 year or less are generally short-term (see instructions). For long-term transactions, see page 2.

Note: You may aggregate all short-term transactions reported on Form(s) 1099-B showing basis was reported to the IRS and for which no adjustments or codes are required. Enter the totals directly on Schedule D, line 1a; you aren't required to report these transactions on Form 8949 (see instructions).

You must check Box A, B, or C below. Check only one box. If more than one box applies for your short-term transactions, complete a separate Form 8949, page 1, for each applicable box. If you have more short-term transactions than will fit on this page for one or more of the boxes, complete as many forms with the same box checked as you need.

- (A)** Short-term transactions reported on Form(s) 1099-B showing basis was reported to the IRS (see **Note** above)
- (B)** Short-term transactions reported on Form(s) 1099-B showing basis **wasn't** reported to the IRS
- (C)** Short-term transactions not reported to you on Form 1099-B

1	(a) Description of property (Example: 100 sh. XYZ Co.)	(b) Date acquired (Mo., day, yr.)	(c) Date sold or disposed of (Mo., day, yr.)	(d) Proceeds (sales price) (see instructions)	(e) Cost or other basis See the Note below and see <i>Column (e)</i> in the separate instructions.	Adjustment, if any, to gain or loss If you enter an amount in column (g), enter a code in column (f). See the separate instructions.		(h) Gain or (loss) Subtract column (e) from column (d) and combine the result with column (g).
						(f) Code(s) from instructions	(g) Amount of adjustment	
	ROBINHOOD SECURITIES LLC	01/25/22	06/30/22	5,998.	7,651.	W	1,175.	-478.
2 Totals.	Add the amounts in columns (d), (e), (g), and (h) (subtract negative amounts). Enter each total here and include on your Schedule D, line 1b (if Box A above is checked), line 2 (if Box B above is checked), or line 3 (if Box C above is checked).			5,998.	7,651.		1,175.	-478.

Note: If you checked Box A above but the basis reported to the IRS was incorrect, enter in column (e) the basis as reported to the IRS, and enter an adjustment in column (g) to correct the basis. See *Column (g)* in the separate instructions for how to figure the amount of the adjustment.

Name(s) shown on return. Name and SSN or taxpayer identification no. not required if shown on other side
 ISAMAR M RODRIGUEZ LIMA & MANOJ ENUGALA

Social security number or taxpayer identification number
 150-92-0265

Before you check Box D, E, or F below, see whether you received any Form(s) 1099-B or substitute statement(s) from your broker. A substitute statement will have the same information as Form 1099-B. Either will show whether your basis (usually your cost) was reported to the IRS by your broker and may even tell you which box to check.

Part II Long-Term. Transactions involving capital assets you held more than 1 year are generally long-term (see instructions). For short-term transactions, see page 1.

Note: You may aggregate all long-term transactions reported on Form(s) 1099-B showing basis was reported to the IRS and for which no adjustments or codes are required. Enter the totals directly on Schedule D, line 8a; you aren't required to report these transactions on Form 8949 (see instructions).

You must check Box D, E, or F below. Check only one box. If more than one box applies for your long-term transactions, complete a separate Form 8949, page 2, for each applicable box. If you have more long-term transactions than will fit on this page for one or more of the boxes, complete as many forms with the same box checked as you need.

- (D) Long-term transactions reported on Form(s) 1099-B showing basis was reported to the IRS (see **Note** above)
- (E) Long-term transactions reported on Form(s) 1099-B showing basis **wasn't** reported to the IRS
- (F) Long-term transactions not reported to you on Form 1099-B

1	(a) Description of property (Example: 100 sh. XYZ Co.)	(b) Date acquired (Mo., day, yr.)	(c) Date sold or disposed of (Mo., day, yr.)	(d) Proceeds (sales price) (see instructions)	(e) Cost or other basis See the Note below and see <i>Column (e)</i> in the separate instructions.	Adjustment, if any, to gain or loss If you enter an amount in column (g), enter a code in column (f). See the separate instructions.		(h) Gain or (loss) Subtract column (e) from column (d) and combine the result with column (g).
						(f) Code(s) from instructions	(g) Amount of adjustment	
	COIN BASE	01/25/22	12/30/22	87.	300.			-213.
2 Totals.	Add the amounts in columns (d), (e), (g), and (h) (subtract negative amounts). Enter each total here and include on your Schedule D, line 8b (if Box D above is checked), line 9 (if Box E above is checked), or line 10 (if Box F above is checked).			87.	300.			-213.

Note: If you checked Box D above but the basis reported to the IRS was incorrect, enter in column (e) the basis as reported to the IRS, and enter an adjustment in column (g) to correct the basis. See *Column (g)* in the separate instructions for how to figure the amount of the adjustment.

Sales and Other Dispositions of Capital Assets

Department of the Treasury
Internal Revenue Service

Go to www.irs.gov/Form8949 for instructions and the latest information.
File with your Schedule D to list your transactions for lines 1b, 2, 3, 8b, 9, and 10 of Schedule D.

Name(s) shown on return

Social security number or taxpayer identification number

ISAMAR M RODRIGUEZ LIMA & MANOJ ENUGALA

150-92-0265

Before you check Box A, B, or C below, see whether you received any Form(s) 1099-B or substitute statement(s) from your broker. A substitute statement will have the same information as Form 1099-B. Either will show whether your basis (usually your cost) was reported to the IRS by your broker and may even tell you which box to check.

Part I Short-Term. Transactions involving capital assets you held 1 year or less are generally short-term (see instructions). For long-term transactions, see page 2.

Note: You may aggregate all short-term transactions reported on Form(s) 1099-B showing basis was reported to the IRS and for which no adjustments or codes are required. Enter the totals directly on Schedule D, line 1a; you aren't required to report these transactions on Form 8949 (see instructions).

You must check Box A, B, or C below. Check only one box. If more than one box applies for your short-term transactions, complete a separate Form 8949, page 1, for each applicable box. If you have more short-term transactions than will fit on this page for one or more of the boxes, complete as many forms with the same box checked as you need.

- (A) Short-term transactions reported on Form(s) 1099-B showing basis was reported to the IRS (see **Note** above)
- (B) Short-term transactions reported on Form(s) 1099-B showing basis **wasn't** reported to the IRS
- (C) Short-term transactions not reported to you on Form 1099-B

1	(a) Description of property (Example: 100 sh. XYZ Co.)	(b) Date acquired (Mo., day, yr.)	(c) Date sold or disposed of (Mo., day, yr.)	(d) Proceeds (sales price) (see instructions)	(e) Cost or other basis See the Note below and see <i>Column (e)</i> in the separate instructions.	Adjustment, if any, to gain or loss If you enter an amount in column (g), enter a code in column (f). See the separate instructions.		(h) Gain or (loss) Subtract column (e) from column (d) and combine the result with column (g).
						(f) Code(s) from instructions	(g) Amount of adjustment	
	ROBINHOOD CRYPTO LLC	01/02/22	06/30/22	9,766.	13,407.			-3,641.
2 Totals.	Add the amounts in columns (d), (e), (g), and (h) (subtract negative amounts). Enter each total here and include on your Schedule D, line 1b (if Box A above is checked), line 2 (if Box B above is checked), or line 3 (if Box C above is checked).			9,766.	13,407.			-3,641.

Note: If you checked Box A above but the basis reported to the IRS was incorrect, enter in column (e) the basis as reported to the IRS, and enter an adjustment in column (g) to correct the basis. See *Column (g)* in the separate instructions for how to figure the amount of the adjustment.

Name(s) shown on return. Do not enter name and social security number if shown on other side.
 ISAMAR M RODRIGUEZ LIMA & MANOJ ENUGALA

Your social security number
 150-92-0265

Caution: The IRS compares amounts reported on your tax return with amounts shown on Schedule(s) K-1.

Part II Income or Loss From Partnerships and S Corporations

Note: If you report a loss, receive a distribution, dispose of stock, or receive a loan repayment from an S corporation, you **must** check the box in column (e) on line 28 and attach the required basis computation. If you report a loss from an at-risk activity for which **any** amount is **not** at risk, you **must** check the box in column (f) on line 28 and attach **Form 6198**. See instructions.

27 Are you reporting any loss not allowed in a prior year due to the at-risk or basis limitations, a prior year unallowed loss from a passive activity (if that loss was not reported on Form 8582), or unreimbursed partnership expenses? If you answered "Yes," see instructions before completing this section Yes No

28	(a) Name	(b) Enter P for partnership; S for S corporation	(c) Check if foreign partnership	(d) Employer identification number	(e) Check if basis computation is required	(f) Check if any amount is not at risk
A	TECH MARK SOLUTION INC	S	<input type="checkbox"/>	86-1219868	<input checked="" type="checkbox"/>	<input type="checkbox"/>
B			<input type="checkbox"/>		<input type="checkbox"/>	<input type="checkbox"/>
C			<input type="checkbox"/>		<input type="checkbox"/>	<input type="checkbox"/>
D			<input type="checkbox"/>		<input type="checkbox"/>	<input type="checkbox"/>

Passive Income and Loss		Nonpassive Income and Loss		
(g) Passive loss allowed (attach Form 8582 if required)	(h) Passive income from Schedule K-1	(i) Nonpassive loss allowed (see Schedule K-1)	(j) Section 179 expense deduction from Form 4562	(k) Nonpassive income from Schedule K-1
A				
B				
C				
D				
29a Totals	36,112.			
b Totals				
30	Add columns (h) and (k) of line 29a			30 36,112.
31	Add columns (g), (i), and (j) of line 29b.			31 ()
32	Total partnership and S corporation income or (loss). Combine lines 30 and 31			32 36,112.

Part III Income or Loss From Estates and Trusts

33	(a) Name	(b) Employer identification number
A		
B		

Passive Income and Loss		Nonpassive Income and Loss	
(c) Passive deduction or loss allowed (attach Form 8582 if required)	(d) Passive income from Schedule K-1	(e) Deduction or loss from Schedule K-1	(f) Other income from Schedule K-1
A			
B			
34a Totals			
b Totals			
35	Add columns (d) and (f) of line 34a		35
36	Add columns (c) and (e) of line 34b		36 ()
37	Total estate and trust income or (loss). Combine lines 35 and 36		37

Part IV Income or Loss From Real Estate Mortgage Investment Conduits (REMICs) – Residual Holder

38	(a) Name	(b) Employer identification number	(c) Excess inclusion from Schedules Q, line 2c (see instructions)	(d) Taxable income (net loss) from Schedules Q, line 1b	(e) Income from Schedules Q, line 3b
39	Combine columns (d) and (e) only. Enter the result here and include in the total on line 41 below				39

Part V Summary

40	Net farm rental income or (loss) from Form 4835. Also, complete line 42 below	40	
41	Total income or (loss). Combine lines 26, 32, 37, 39, and 40. Enter the result here and on Schedule 1 (Form 1040), line 5	41	36,112.
42	Reconciliation of farming and fishing income. Enter your gross farming and fishing income reported on Form 4835, line 7; Schedule K-1 (Form 1065), box 14, code B; Schedule K-1 (Form 1120-S), box 17, code AD; and Schedule K-1 (Form 1041), box 14, code F. See instructions	42	
43	Reconciliation for real estate professionals. If you were a real estate professional (see instructions), enter the net income or (loss) you reported anywhere on Form 1040, Form 1040-SR, or Form 1040-NR from all rental real estate activities in which you materially participated under the passive activity loss rules	43	

**SCHEDULE 8812
(Form 1040)**

**Credits for Qualifying Children
and Other Dependents**

OMB No. 1545-0074

2022

Attachment
Sequence No. **47**

Department of the Treasury
Internal Revenue Service

Attach to Form 1040, 1040-SR, or 1040-NR.

Go to www.irs.gov/Schedule8812 for instructions and the latest information.

Name(s) shown on return

Your social security number

ISAMAR M RODRIGUEZ LIMA & MANOJ ENUGALA

150-92-0265

Part I Child Tax Credit and Credit for Other Dependents

1	Enter the amount from line 11 of your Form 1040, 1040-SR, or 1040-NR		1	205,687.
2a	Enter income from Puerto Rico that you excluded	2a		
b	Enter the amounts from lines 45 and 50 of your Form 2555	2b	0.	
c	Enter the amount from line 15 of your Form 4563	2c		
d	Add lines 2a through 2c	2d	0.	
3	Add lines 1 and 2d	3	205,687.	
4	Number of qualifying children under age 17 with the required social security number	4	0	
5	Multiply line 4 by \$2,000	5		
6	Number of other dependents, including any qualifying children who are not under age 17 or who do not have the required social security number	6	1	
Caution: Do not include yourself, your spouse, or anyone who is not a U.S. citizen, U.S. national, or U.S. resident alien. Also, do not include anyone you included on line 4.				
7	Multiply line 6 by \$500	7	500.	
8	Add lines 5 and 7	8	500.	
9	Enter the amount shown below for your filing status. • Married filing jointly—\$400,000 } • All other filing statuses—\$200,000 }	9	400,000.	
10	Subtract line 9 from line 3. • If zero or less, enter -0-. • If more than zero and not a multiple of \$1,000, enter the next multiple of \$1,000. For example, if the result is \$425, enter \$1,000; if the result is \$1,025, enter \$2,000, etc.	10	0.	
11	Multiply line 10 by 5% (0.05)	11	0.	
12	Is the amount on line 8 more than the amount on line 11? <input type="checkbox"/> No. STOP. You cannot take the child tax credit, credit for other dependents, or additional child tax credit. Skip Parts II-A and II-B. Enter -0- on lines 14 and 27. <input checked="" type="checkbox"/> Yes. Subtract line 11 from line 8. Enter the result.	12	500.	
13	Enter the amount from the Credit Limit Worksheet A	13	30,816.	
14	Enter the smaller of line 12 or 13. This is your child tax credit and credit for other dependents.	14	500.	

If the amount on line 12 is more than the amount on line 14, you may be able to take the **additional child tax credit** on Form 1040, 1040-SR, or 1040-NR, line 28. Complete your Form 1040, 1040-SR, or 1040-NR through line 27 (also complete Schedule 3, line 11) before completing Part II-A.

Part II-A Additional Child Tax Credit for All Filers

Caution: If you file Form 2555, you cannot claim the additional child tax credit.

15	Check this box if you do not want to claim the additional child tax credit. Skip Parts II-A and II-B. Enter -0- on line 27	<input type="checkbox"/>	
16a	Subtract line 14 from line 12. If zero, stop here ; you cannot take the additional child tax credit. Skip Parts II-A and II-B. Enter -0- on line 27		16a 0.
b	Number of qualifying children under 17 with the required social security number: _____ x \$1,500. Enter the result. If zero, stop here ; you cannot claim the additional child tax credit. Skip Parts II-A and II-B. Enter -0- on line 27		16b
	TIP: The number of children you use for this line is the same as the number of children you used for line 4.		
17	Enter the smaller of line 16a or line 16b		17
18a	Earned income (see instructions)	18a	
b	Nontaxable combat pay (see instructions)	18b	
19	Is the amount on line 18a more than \$2,500? <input type="checkbox"/> No. Leave line 19 blank and enter -0- on line 20. <input type="checkbox"/> Yes. Subtract \$2,500 from the amount on line 18a. Enter the result	19	
20	Multiply the amount on line 19 by 15% (0.15) and enter the result Next. On line 16b, is the amount \$4,500 or more? <input type="checkbox"/> No. If you are a bona fide resident of Puerto Rico, go to line 21. Otherwise, skip Part II-B and enter the smaller of line 17 or line 20 on line 27. <input type="checkbox"/> Yes. If line 20 is equal to or more than line 17, skip Part II-B and enter the amount from line 17 on line 27. Otherwise, go to line 21.	20	

Part II-B Certain Filers Who Have Three or More Qualifying Children and Bona Fide Residents of Puerto Rico

21	Withheld social security, Medicare, and Additional Medicare taxes from Form(s) W-2, boxes 4 and 6. If married filing jointly, include your spouse's amounts with yours. If your employer withheld or you paid Additional Medicare Tax or tier 1 RRTA taxes, see instructions.	21	
22	Enter the total of the amounts from Schedule 1 (Form 1040), line 15; Schedule 2 (Form 1040), line 5; Schedule 2 (Form 1040), line 6; and Schedule 2 (Form 1040), line 13	22	
23	Add lines 21 and 22	23	
24	1040 and 1040-SR filers: Enter the total of the amounts from Form 1040 or 1040-SR, line 27, and Schedule 3 (Form 1040), line 11. } 1040-NR filers: Enter the amount from Schedule 3 (Form 1040), line 11. }	24	
25	Subtract line 24 from line 23. If zero or less, enter -0-	25	
26	Enter the larger of line 20 or line 25 Next, enter the smaller of line 17 or line 26 on line 27.	26	

Part II-C Additional Child Tax Credit

27	This is your additional child tax credit. Enter this amount on Form 1040, 1040-SR, or 1040-NR, line 28	27	
-----------	--	-----------	--



Paid Preparer's Due Diligence Checklist

*Earned Income Credit (EIC), American Opportunity Tax Credit (AOTC),
Child Tax Credit (CTC) (including the Additional Child Tax Credit (ACTC) and
Credit for Other Dependents (ODC)), and Head of Household (HOH) Filing Status*

**To be completed by preparer and filed with Form 1040, 1040-SR, 1040-NR, 1040-PR, or 1040-SS.
Go to www.irs.gov/Form8867 for instructions and the latest information.**

OMB No. 1545-0074

For tax year
20 _____

Attachment
Sequence No. **70**

Taxpayer name(s) shown on return ISAMAR M RODRIGUEZ LIMA & MANOJ ENUGALA	Taxpayer identification number 150-92-0265
Preparer's name SYAM PRIYA RAM SAGAR GUPTA TALLAM	Preparer tax identification number P02082703

Part I Due Diligence Requirements

Please check the appropriate box for the credit(s) and/or HOH filing status claimed on the return and complete the related Parts I-V for the benefit(s) claimed (check all that apply). EIC CTC/ACTC/ODC AOTC HOH

	Yes	No	N/A
1 Did you complete the return based on information for the applicable tax year provided by the taxpayer or reasonably obtained by you? (See instructions if relying on prior year earned income.)	<input checked="" type="checkbox"/>	<input type="checkbox"/>	
2 If credits are claimed on the return, did you complete the applicable EIC and/or CTC/ACTC/ODC worksheets found in the Form 1040, 1040-SR, 1040-NR, 1040-PR, 1040-SS, or Schedule 8812 (Form 1040) instructions, and/or the AOTC worksheet found in the Form 8863 instructions, or your own worksheet(s) that provides the same information, and all related forms and schedules for each credit claimed?	<input checked="" type="checkbox"/>	<input type="checkbox"/>	<input type="checkbox"/>
3 Did you satisfy the knowledge requirement? To meet the knowledge requirement, you must do both of the following. • Interview the taxpayer, ask questions, and contemporaneously document the taxpayer's responses to determine that the taxpayer is eligible to claim the credit(s) and/or HOH filing status. • Review information to determine that the taxpayer is eligible to claim the credit(s) and/or HOH filing status and to figure the amount(s) of any credit(s)	<input checked="" type="checkbox"/>	<input type="checkbox"/>	
4 Did any information provided by the taxpayer or a third party for use in preparing the return, or information reasonably known to you, appear to be incorrect, incomplete, or inconsistent? (If "Yes," answer questions 4a and 4b. If "No," go to question 5.)	<input type="checkbox"/>	<input checked="" type="checkbox"/>	
a Did you make reasonable inquiries to determine the correct, complete, and consistent information?	<input type="checkbox"/>	<input type="checkbox"/>	
b Did you contemporaneously document your inquiries? (Documentation should include the questions you asked, whom you asked, when you asked, the information that was provided, and the impact the information had on your preparation of the return.)	<input type="checkbox"/>	<input type="checkbox"/>	
5 Did you satisfy the record retention requirement? To meet the record retention requirement, you must keep a copy of your documentation referenced in question 4b, a copy of this Form 8867, a copy of any applicable worksheet(s), a record of how, when, and from whom the information used to prepare Form 8867 and any applicable worksheet(s) was obtained, and a copy of any document(s) provided by the taxpayer that you relied on to determine eligibility for the credit(s) and/or HOH filing status or to figure the amount(s) of the credit(s) List those documents provided by the taxpayer, if any, that you relied on: _____ _____ _____	<input checked="" type="checkbox"/>	<input type="checkbox"/>	
6 Did you ask the taxpayer whether he/she could provide documentation to substantiate eligibility for the credit(s) and/or HOH filing status and the amount(s) of any credit(s) claimed on the return if his/her return is selected for audit?	<input checked="" type="checkbox"/>	<input type="checkbox"/>	
7 Did you ask the taxpayer if any of these credits were disallowed or reduced in a previous year? (If credits were disallowed or reduced, go to question 7a; if not, go to question 8.)	<input checked="" type="checkbox"/>	<input type="checkbox"/>	<input type="checkbox"/>
a Did you complete the required recertification Form 8862?	<input type="checkbox"/>	<input type="checkbox"/>	<input type="checkbox"/>
8 If the taxpayer is reporting self-employment income, did you ask questions to prepare a complete and correct Schedule C (Form 1040)?	<input checked="" type="checkbox"/>	<input type="checkbox"/>	<input type="checkbox"/>

Part II Due Diligence Questions for Returns Claiming EIC (If the return does not claim EIC, go to Part III.)

	Yes	No	N/A
9a Have you determined that the taxpayer is eligible to claim the EIC for the number of qualifying children claimed, or is eligible to claim the EIC without a qualifying child? (If the taxpayer is claiming the EIC and does not have a qualifying child, go to question 10.)	<input type="checkbox"/>	<input type="checkbox"/>	
b Did you ask the taxpayer if the child lived with the taxpayer for over half of the year, even if the taxpayer has supported the child the entire year?	<input type="checkbox"/>	<input type="checkbox"/>	
c Did you explain to the taxpayer the rules about claiming the EIC when a child is the qualifying child of more than one person (tiebreaker rules)?	<input type="checkbox"/>	<input type="checkbox"/>	<input type="checkbox"/>

Part III Due Diligence Questions for Returns Claiming CTC/ACTC/ODC (If the return does not claim CTC, ACTC, or ODC, go to Part IV.)

	Yes	No	N/A
10 Have you determined that each qualifying person for the CTC/ACTC/ODC is the taxpayer's dependent who is a citizen, national, or resident of the United States?	<input checked="" type="checkbox"/>	<input type="checkbox"/>	
11 Did you explain to the taxpayer that he/she may not claim the CTC/ACTC if the child has not lived with the taxpayer for over half of the year, even if the taxpayer has supported the child, unless the child's custodial parent has released a claim to exemption for the child?	<input checked="" type="checkbox"/>	<input type="checkbox"/>	<input type="checkbox"/>
12 Did you explain to the taxpayer the rules about claiming the CTC/ACTC/ODC for a child of divorced or separated parents (or parents who live apart), including any requirement to attach a Form 8332 or similar statement to the return?	<input checked="" type="checkbox"/>	<input type="checkbox"/>	<input type="checkbox"/>

Part IV Due Diligence Questions for Returns Claiming AOTC (If the return does not claim AOTC, go to Part V.)

	Yes	No
13 Did the taxpayer provide substantiation for the credit, such as a Form 1098-T and/or receipts for the qualified tuition and related expenses for the claimed AOTC?	<input type="checkbox"/>	<input type="checkbox"/>

Part V Due Diligence Questions for Claiming HOH (If the return does not claim HOH filing status, go to Part VI.)

	Yes	No
14 Have you determined that the taxpayer was unmarried or considered unmarried on the last day of the tax year and provided more than half of the cost of keeping up a home for the year for a qualifying person?	<input type="checkbox"/>	<input type="checkbox"/>

Part VI Eligibility Certification

You will have complied with all due diligence requirements for claiming the applicable credit(s) and/or HOH filing status on the return of the taxpayer identified above if you:

- A. Interview the taxpayer, ask adequate questions, contemporaneously document the taxpayer's responses on the return or in your notes, review adequate information to determine if the taxpayer is eligible to claim the credit(s) and/or HOH filing status and to figure the amount(s) of the credit(s);
- B. Complete this Form 8867 truthfully and accurately and complete the actions described in this checklist for any applicable credit(s) claimed and HOH filing status, if claimed;
- C. Submit Form 8867 in the manner required; **and**
- D. Keep all five of the following records for 3 years from the latest of the dates specified in the Form 8867 instructions under *Document Retention*.
 1. A copy of this Form 8867.
 2. The applicable worksheet(s) or your own worksheet(s) for any credit(s) claimed.
 3. Copies of any documents provided by the taxpayer on which you relied to determine the taxpayer's eligibility for the credit(s) and/or HOH filing status and to figure the amount(s) of the credit(s).
 4. A record of how, when, and from whom the information used to prepare this form and the applicable worksheet(s) was obtained.
 5. A record of any additional information you relied upon, including questions you asked and the taxpayer's responses, to determine the taxpayer's eligibility for the credit(s) and/or HOH filing status and to figure the amount(s) of the credit(s).

If you have not complied with all due diligence requirements, you may have to pay a penalty for each failure to comply related to a claim of an applicable credit or HOH filing status (see instructions for more information).

	Yes	No
15 Do you certify that all of the answers on this Form 8867 are, to the best of your knowledge, true, correct, and complete?	<input checked="" type="checkbox"/>	<input type="checkbox"/>

Passive Activity Loss Limitations

See separate instructions.
 Attach to Form 1040, 1040-SR, or 1041.
 Go to www.irs.gov/Form8582 for instructions and the latest information.

Name(s) shown on return: ISAMAR M RODRIGUEZ LIMA & MANOJ ENUGALA
 Identifying number: 150-92-0265

Part I 2022 Passive Activity Loss
Caution: Complete Parts IV and V before completing Part I.

Rental Real Estate Activities With Active Participation (For the definition of active participation, see **Special Allowance for Rental Real Estate Activities** in the instructions.)

1a Activities with net income (enter the amount from Part IV, column (a))	1a		1d
b Activities with net loss (enter the amount from Part IV, column (b))	1b	()	
c Prior years' unallowed losses (enter the amount from Part IV, column (c))	1c	()	
d Combine lines 1a, 1b, and 1c			

All Other Passive Activities

2a Activities with net income (enter the amount from Part V, column (a))	2a	36,112.	2d	
b Activities with net loss (enter the amount from Part V, column (b))	2b	(0.)		
c Prior years' unallowed losses (enter the amount from Part V, column (c))	2c	()		
d Combine lines 2a, 2b, and 2c				
3 Combine lines 1d and 2d. If this line is zero or more, stop here and include this form with your return; all losses are allowed, including any prior year unallowed losses entered on line 1c or 2c. Report the losses on the forms and schedules normally used	3			36,112.

If line 3 is a loss and: • Line 1d is a loss, go to Part II.
 • Line 2d is a loss (and line 1d is zero or more), skip Part II and go to line 10.

Caution: If your filing status is married filing separately and you lived with your spouse at any time during the year, **do not** complete Part II. Instead, go to line 10.

Part II Special Allowance for Rental Real Estate Activities With Active Participation
Note: Enter all numbers in Part II as positive amounts. See instructions for an example.

4 Enter the smaller of the loss on line 1d or the loss on line 3	4	
5 Enter \$150,000. If married filing separately, see instructions	5	
6 Enter modified adjusted gross income, but not less than zero. See instructions Note: If line 6 is greater than or equal to line 5, skip lines 7 and 8 and enter -0- on line 9. Otherwise, go to line 7.	6	
7 Subtract line 6 from line 5	7	
8 Multiply line 7 by 50% (0.50). Do not enter more than \$25,000. If married filing separately, see instructions	8	
9 Enter the smaller of line 4 or line 8	9	0.

Part III Total Losses Allowed

10 Add the income, if any, on lines 1a and 2a and enter the total	10	
11 Total losses allowed from all passive activities for 2022. Add lines 9 and 10. See instructions to find out how to report the losses on your tax return	11	

Part IV Complete This Part Before Part I, Lines 1a, 1b, and 1c. See instructions.

Name of activity	Current year		Prior years	Overall gain or loss	
	(a) Net income (line 1a)	(b) Net loss (line 1b)	(c) Unallowed loss (line 1c)	(d) Gain	(e) Loss
Total. Enter on Part I, lines 1a, 1b, and 1c					

Part V Complete This Part Before Part I, Lines 2a, 2b, and 2c. See instructions.

Name of activity	Current year		Prior years	Overall gain or loss	
	(a) Net income (line 2a)	(b) Net loss (line 2b)	(c) Unallowed loss (line 2c)	(d) Gain	(e) Loss
TECH MARK SOLUTION INC	36,112.	0.		36,112.	
Total. Enter on Part I, lines 2a, 2b, and 2c	36,112.	0.			

Part VI Use This Part if an Amount Is Shown on Part II, Line 9. See instructions.

Name of activity	Form or schedule and line number to be reported on (see instructions)	(a) Loss	(b) Ratio	(c) Special allowance	(d) Subtract column (c) from column (a).
Total			1.00		

Part VII Allocation of Unallowed Losses. See instructions.

Name of activity	Form or schedule and line number to be reported on (see instructions)	(a) Loss	(b) Ratio	(c) Unallowed loss
Total			1.00	

Part VIII Allowed Losses. See instructions.

Name of activity	Form or schedule and line number to be reported on (see instructions)	(a) Loss	(b) Unallowed loss	(c) Allowed loss
Total				

Additional Information From 2022 Federal Tax Return**Schedule C (SOFTWARE ENGINEER): Profit or Loss from Business****Line 20b****Itemization Statement**

Description	Amount
RENT(12M*\$1080 P.M)	6,582.
Total	6,582.

Schedule C (SOFTWARE ENGINEER): Profit or Loss from Business**Line 25****Itemization Statement**

Description	Amount
INTERNET	800.
MOBILE	600.
Total	1,400.

DO NOT MAIL

Do not mail this form to the Arizona Department of Revenue. The ERO must retain this document a minimum of four years.

Your First Name and Initial ISAMAR M	Last Name RODRIGUEZ LIMA	Enter your SSN(s).	Your Social Security Number* 150 92 0265
Your Spouse's First Name and Initial (if filed joint) MANOJ	Last Name ENUGALA		Spouse's Social Security No.* 790 26 2705

PART 1 – PURPOSE (If you are e-filing a Small Business Income Tax Return, also complete Form AZ-8879 SBI) **Do Not Truncate*

- To certify the truthfulness, correctness, and completeness of the taxpayer's electronic income tax return.
- To authorize the Electronic Return Originator (ERO) to affirm that the taxpayer wishes to use the taxpayer's electronic signature to the taxpayer's federal individual income tax return as the taxpayer's signature to the taxpayer's electronic Arizona individual income tax return.

PART 2 – TAX RETURN INFORMATION

1 Arizona Adjusted Gross Income	92,861	00
2 Balance Of Tax	2,161	00
3 Arizona Income Tax Withheld ...	2,507	00

Check box 4 or box 5:

REFUND: Enter the amount of refund..... 346 00

AMOUNT YOU OWE: Enter the amount owed..... 00

PART 3 – FINANCIAL INSTITUTION INFORMATION

Must be present when requesting direct debit or deposit.

Foreign Account Deposit/Debit: See instructions below.

TYPE OF ACCOUNT Checking Savings

ROUTING NUMBER: 011900254

ACCOUNT NUMBER: 4400661438740240

DIRECT DEBIT REQUEST DATE: _____

DIRECT DEBIT PAYMENT AMOUNT: \$ _____

Box 4 Checkbox – Refund: You are due a refund based on the information provided on your tax return. Your refund amount will be deposited in the account listed in the Financial Institution Information Section (Part 3).

Box 5 Checkbox – Amount You Owe: You owe taxes based on the information provided on your tax return. You have elected to direct debit for payment. The payment will be withdrawn from the account and on the date listed in the Financial Institution Information Section (Part 3).

Foreign Account Deposit/Debit Checkbox: Check the "Foreign Account Deposit/Debit" box if your deposit will be ultimately placed in or come from a foreign account. If you check this box, do not enter your account numbers. If this box is checked, we will not direct deposit or debit your account. If you are due a refund, we will send you a check instead. If you owe tax, **you must mail a check to the Arizona Department of Revenue, PO Box 29085, Phoenix, AZ 85038-9085.**

PART 4 – DECLARATION AND SIGNATURE AUTHORIZATION (Sign only after completing Part 2)

Under penalties of perjury, I declare that I have examined a copy of my electronic Arizona individual income tax return and accompanying schedules and statements for the year ending December 31, 2022, and to the best of my knowledge and belief, it is true, correct, and complete. I further declare that the amounts of Arizona adjusted gross income, total tax, Arizona income tax withheld, and refund (or amount owed) listed above are the amounts shown on the copy of my electronic Arizona income tax return.

- 6a I consent that my refund be directly deposited as designated in the electronic portion of my 2022 Arizona individual income tax return. If I have filed a joint return, this is an irrevocable appointment of the other spouse as an agent to receive the refund.
- 6b I do not want direct deposit of my refund or I am not receiving a refund.
- 6c I authorize the Arizona Department of Revenue (ADOR) and its designated Financial Agent to initiate an ACH electronic funds withdrawal (direct debit) entry to the financial institution account indicated in the tax preparation software for payment of my Arizona taxes owed on this return. I also authorize the financial institutions involved in the processing of the electronic payment of taxes to receive confidential information necessary to answer inquiries and resolve issues related to the payment.

I consent to my Electronic Return Originator (ERO) or On-Line Service Provider (OLSP) sending my electronic Arizona individual income tax return and accompanying schedules and statements to ADOR, and I consent to my ERO or OLSP sending such information to ADOR through a transmitter. I consent to ADOR sending my ERO, OLSP and/or transmitter an acknowledgement of receipt of transmission and an indication of whether or not the transmission of my return is accepted and, if the return is rejected, the reason(s) for the rejection. If the processing of my return or refund is delayed, I authorize ADOR to disclose to my ERO, OLSP and/or transmitter the reason(s) for the delay, or when the refund was sent. If ADOR contacts my ERO for a copy of my return, any documents or schedules to my return, and/or this authorization form, I authorize my ERO to release copies of the requested documents to ADOR.

I authorize GLOBAL TAXES LLC
(ELECTRONIC RETURN ORIGINATOR)

to make the election that I want my electronic signature to my electronic federal individual income tax return to serve as my signature to my electronic Arizona individual income tax return for the year ending December 31, 2022. I understand that when my ERO makes the election that my electronic signature to my federal individual income tax return will serve as my signature to my Arizona individual income tax return, I will have signed my Arizona individual income tax return and declared under penalties of perjury that to the best of my knowledge and belief the return is true, correct and complete.

If I have filed a balance due return, I understand that if the ADOR does not receive full and timely payment of my tax liability by April 18, 2023, I will remain liable for the tax liability and all applicable interest and penalties. When electronically filing my federal and state tax returns, I understand that if there is an error on my federal return, my state return will also be rejected.

PLEASE SIGN HERE →

YOUR PEN AND INK SIGNATURE _____ DATE _____

→ SPOUSE'S PEN AND INK SIGNATURE _____ DATE _____

DO NOT STAPLE ANY ITEMS TO THE RETURN.

Arizona Form 140NR

Nonresident Personal Income Tax Return

FOR CALENDAR YEAR 2022

82F Check box 82F if filing under extension OR FISCAL YEAR BEGINNING 2,0,2,2 AND ENDING 66F

Your First Name and Middle Initial 1 ISAMAR M Last Name RODRIGUEZ LIMA Your Social Security Number 150 92 0265

Spouse's First Name and Middle Initial (if box 4 or 6 checked) 1 MANOJ Last Name ENUGALA Spouse's Social Security No. 790 26 2705

Current Home Address - number and street, rural route 2 61 MYRTLE AVE Apt. No. B5 Daytime Phone (with area code) 94 (516) 728-8898

City, Town or Post Office State ZIP Code Last Names Used in Last Four Prior Year(s) (if different) 3 IRVINGTON NJ 07111 97

FILING STATUS 4 Married filing joint return 4a Injured Spouse Protection of Joint Overpayment 5 Head of household: Enter name of qualifying child or dependent on next line: 6 Married filing separate return: Enter spouse's name and Social Security Number above. 7 Single

Enter the number claimed. Do not put a check mark. 8 Age 65 or over (you and/or spouse) 9 Blind (you and/or spouse) 10a Dependents: Under age of 17. 10b 1 Dependents: Age 17 and over. 81P PM 80R RCVD

11-13 Residency Status (check one): 11 Nonresident 12 Nonresident Active Military 13 Composite Return (see instructions - page 29)

Table with 6 columns: (a) FIRST AND LAST NAME, (b) SOCIAL SECURITY NO., (c) RELATIONSHIP, (d) NO. OF MONTHS LIVED IN YOUR HOME IN 2022, (e) Dependent Age included in, (f) if you did not claim this person on your federal return due to educational credits. Includes rows 10c, 10d, 10e, 10f.

Table with 3 columns: Description, 2022 FEDERAL Amount from Federal Return, 2022 ARIZONA Source Amount Only. Includes rows 14 through 29.

Table with 3 columns: Description, 2022 FEDERAL Amount from Federal Return, 2022 ARIZONA Source Amount Only. Includes rows 30 through 42. Includes a barcode area for Subtractions.

Place any required federal and AZ schedules or other documents after Form 140NR.

Exemptions 8 and 9 - Dependents 10a and 10b

Arizona Income

Additions

Subtractions - cont. on page 2

Your Name (as shown on page 1) ISAMAR M RODRIGUEZ LIMA & MANOJ ENUGALA
 Your Social Security Number 150-92-0265

Subtractions - cont. from page 1	43	Interest on U.S. obligations such as U.S. savings bonds and treasury bills.....	43		00				
	44	Agricultural crops contributed to Arizona charitable organizations.....	44		00				
	45	Other Subtractions from Income: Complete <i>Other Subtractions from Arizona Gross Income</i> schedule on page 6.....	45		00				
	46	Subtract lines 43 through 45 from line 42. Enter the difference	46	92,861	00				
Exemptions	4	Age 65 or over: Multiply the number in box 8 by \$2,100.....	47	00					
	48	Blind: Multiply the number in box 9 by \$1,500	48	00					
	49	Other Exemptions: See instructions..... <input type="checkbox"/> 49E <input type="checkbox"/> Multiply the number in box 49E by \$2,300.....	49	00					
	50	Add lines 47, 48, and 49. Enter the total	50	00					
Balance of Tax	5	Multiply line 50 by the Arizona ratio on line 27	51		00				
	52	Arizona adjusted gross income: Subtract line 51 from line 46. If less than zero, enter "0"	52	92,861	00				
	53	Deductions: Check box and enter amount. See instructions..... <input type="checkbox"/> 53I ITEMIZED <input checked="" type="checkbox"/> 53S STANDARD	53	11,681	00				
	54	If you checked box 53S and claim charitable contributions, check <input type="checkbox"/> 54C <input type="checkbox"/> Complete page 3. See instructions.....	54		00				
	55	Arizona taxable income: Subtract lines 53 and 54 from line 52. If less than zero, enter "0".....	55	81,180	00				
	56	Compute the tax using amount from line 55 and Tax Table S X and Y.....	56	2,172	00				
	57	Tax from recapture of credits from Arizona Form 301, Part 2, line 32	57		00				
	58	Subtotal of tax: Add lines 56 and 57. Enter the total	58	2,172	00				
	59	Dependent Tax Credit. See instructions.....	59	11	00				
	60	Nonrefundable credits from Arizona Form 301, Part 2, line 64.....	60		00				
Total Payments and Refundable Credits	61	Balance of tax: Subtract lines 59 and 60 from line 58. If the sum of lines 59 and 60 is more than line 58, enter "0"	61	2,161	00				
	62	2022 AZ income tax withheld.....	62	2,507	00				
	63	2022 AZ estimated tax payments.. <input type="checkbox"/> 63a <input type="checkbox"/> 00 Claim of Right <input type="checkbox"/> 63b <input type="checkbox"/> 00 Add 63a and 63b..	63c		00				
	64	2022 AZ extension payment (Form 204)	64		00				
	65	Other refundable credits: Check the box(es) and enter the total amount..... <input type="checkbox"/> 651 308-I <input type="checkbox"/> 652 349	65		00				
	66	Total payments and refundable credits: Add lines 62 through 65. Enter the total	66	2,507	00				
	67	TAX DUE: If line 61 is larger than line 66, subtract line 66 from line 61. Enter amount of tax due. Skip lines 68, 69 and 70.....	67		00				
	68	OVERPAYMENT: If line 66 is larger than line 61, subtract line 61 from line 66. Enter amount of overpayment.....	68	346	00				
	69	Amount of line 68 to be applied to 2023 estimated tax.....	69		00				
	70	Balance of overpayment: Subtract line 69 from line 68. Enter the difference.....	70	346	00				
Voluntary Gifts	71 - 81 Voluntary Gifts to:								
		Solutions Teams Assigned to Schools.....	71	00	Arizona Wildlife.....	72	00		
	Child Abuse Prevention.....	73	00	Domestic Violence Services.....	74	00	Political Gift.....	75	00
	Neighbors Helping Neighbors..	76	00	Special Olympics.....	77	00	Veterans' Donations Fund.....	78	00
	I Didn't Pay Enough Fund.....	79	00	Sustainable State Parks and Road Fund.....	80	00	Spay/Neuter of Animals..	81	00
	8	Political Party (if amount is entered on line 75 - check only one): <input type="checkbox"/> 821 Democratic <input type="checkbox"/> 822 Libertarian <input type="checkbox"/> 823 Republican							
	8	Estimated payment penalty	83						00
	84	<input type="checkbox"/> 841 Annualized/Other <input type="checkbox"/> 842 Farmer or Fisherman <input type="checkbox"/> 843 Form 221 included							
Penalty	85	Add lines 71 through 81 and 83. Enter the total	85					00	
	86	REFUND: Subtract line 85 from line 70. If less than zero, enter amount owed on line 87	86					346	
	Direct Deposit of Refund: Check box 86A if your deposit will be ultimately placed in a foreign account ; see instructions. <input type="checkbox"/> 86A								
Refund or Amount Owed	<input checked="" type="checkbox"/> 98 C Checking or <input type="checkbox"/> S Savings		ROUTING NUMBER		ACCOUNT NUMBER				
	011900254		4400661438740240						
87	AMOUNT OWED: Add lines 67 and 85. Make check payable to Arizona Department of Revenue; write your SSN on payment ...	87						00	

Under penalties of perjury, I declare that I have read this return and any documents with it, and to the best of my knowledge and belief, they are true, correct and complete. Declaration of preparer (other than taxpayer) is based on all information of which preparer has any knowledge.

YOUR SIGNATURE _____ DATE _____ QUALITY MANAGER
 OCCUPATION _____

SPOUSE'S SIGNATURE _____ DATE _____ SOFTWARE ENGINEER
 SPOUSE'S OCCUPATION _____

SYAM PRIYA RAM SAGAR GUPTA TALLAM 04112023 GLOBAL TAXES LLC
 PAID PREPARER'S SIGNATURE DATE FIRM'S NAME (PREPARER'S IF SELF-EMPLOYED)

245 ROONEY CT 84-3171965
 PAID PREPARER'S STREET ADDRESS PAID PREPARER'S TIN

E BRUNSWICK NJ 08816 (678) 965-9522
 PAID PREPARER'S CITY STATE ZIP CODE PAID PREPARER'S PHONE NUMBER

If you are also sending a payment, mail to Arizona Department of Revenue, PO Box 52016, Phoenix, AZ 85072-2016 (PO Box 29204, Phoenix, AZ 85038-9204 if your return has a barcode).
 If you are not sending a payment, mail to Arizona Department of Revenue, PO Box 52138, Phoenix, AZ 85072-2138 (PO Box 29205, Phoenix, AZ 85038-9205 if your return has a barcode).

2022 Form 140NR Dependent and Other Exemption Information

Include page 4 with your return if:

- You are listing additional dependents (for box 10a and 10b) from page 1.
 - You are claiming *Other Exemptions* on page 2, line 49.

Part 1: Dependents (Box 10a and 10b) continued from page 1

Information used to compute your allowable **Dependent Tax Credit** on page 2, line 59.

NOTE: If you have more than three qualifying dependents, you **must** complete Part 1 *and* the worksheet in the instructions to compute your Dependent Tax Credit on line 59.

	(a) FIRST AND LAST NAME (Do not list yourself or spouse.)	(b) SOCIALSECURITYNO.	(c) RELATIONSHIP	(d) NO. OF MONTHS LIVED IN YOUR HOME IN 2022	(e) ✓ Dependent Age included in:		(f) ✓ IF YOU DID NOT CLAIM THIS PERSON ON YOUR FEDERAL RETURN DUE TO EDUCATIONAL CREDITS
					1 (Box 10a)	2 (Box 10b)	
10g					<input type="checkbox"/>	<input type="checkbox"/>	<input type="checkbox"/>
10h					<input type="checkbox"/>	<input type="checkbox"/>	<input type="checkbox"/>
10i					<input type="checkbox"/>	<input type="checkbox"/>	<input type="checkbox"/>
10j					<input type="checkbox"/>	<input type="checkbox"/>	<input type="checkbox"/>
10k					<input type="checkbox"/>	<input type="checkbox"/>	<input type="checkbox"/>
10l					<input type="checkbox"/>	<input type="checkbox"/>	<input type="checkbox"/>
10m					<input type="checkbox"/>	<input type="checkbox"/>	<input type="checkbox"/>
10n					<input type="checkbox"/>	<input type="checkbox"/>	<input type="checkbox"/>
10o					<input type="checkbox"/>	<input type="checkbox"/>	<input type="checkbox"/>
10p					<input type="checkbox"/>	<input type="checkbox"/>	<input type="checkbox"/>
10q					<input type="checkbox"/>	<input type="checkbox"/>	<input type="checkbox"/>

Part 2: Other Exemptions

Information used to compute your allowable **Other Exemptions** on page 2, line 49.

	(a) FIRST AND LAST NAME (Do not list yourself or spouse.)	(b) SOCIALSECURITYNO.	(c) ✓ AGE 65 OR OVER (see instructions)		(d) ✓ STILLBORN CHILD IN 2022
			C1	C2	
1			<input type="checkbox"/>	<input type="checkbox"/>	<input type="checkbox"/>
2			<input type="checkbox"/>	<input type="checkbox"/>	<input type="checkbox"/>
3			<input type="checkbox"/>	<input type="checkbox"/>	<input type="checkbox"/>
4			<input type="checkbox"/>	<input type="checkbox"/>	<input type="checkbox"/>
5			<input type="checkbox"/>	<input type="checkbox"/>	<input type="checkbox"/>
6			<input type="checkbox"/>	<input type="checkbox"/>	<input type="checkbox"/>
7			<input type="checkbox"/>	<input type="checkbox"/>	<input type="checkbox"/>
8			<input type="checkbox"/>	<input type="checkbox"/>	<input type="checkbox"/>
9			<input type="checkbox"/>	<input type="checkbox"/>	<input type="checkbox"/>
10			<input type="checkbox"/>	<input type="checkbox"/>	<input type="checkbox"/>

Enter the total number of individuals listed in Part 2 in box 49E on page 2, line 49.


Additional Information From Form 140NR: Nonresident Personal Return

Form 140NR: Nonresident Personal Return
Other Income Reported on Federal Return

Continuation Statement

Description	Amount
Other Income from box 3 of 1099-Misc	1

DO NOT MAIL



2023 NJ-1040-ES-V PAYMENT VOUCHER

0120101010

Payment by Credit Card

You may pay your 2022 New Jersey income taxes or make payment of estimated tax for 2023 by credit card by visiting the Division's website at nj.gov/taxation.

Payment by E-Check

You may pay your 2022 New Jersey income taxes or make a payment of estimated tax for 2023 by e-check. This option is available on the Division's Website at: nj.gov/taxation. Taxpayers who do not have access to the Internet can make a payment by calling the Division's Customer Service Call Center at 609-292-6400. Do not use the payment voucher if you pay your taxes by e-check.

Payment by Check

If you are paying your 2023 New Jersey estimated income taxes by check, be sure to enclose the payment voucher printed below with your check or money order and mail to: State of New Jersey, Division of Taxation, Revenue Processing Center, PO Box 222, Trenton, NJ 08646-0222.

If you are married/civil union couple, filing jointly, be sure that the Social Security number which is first on this payment voucher is the Social Security number on your check and is listed first when filing your Income Tax return.

DO NOT CUT THIS PAGE

New Jersey Gross Income Tax Declaration of Estimated Tax Voucher NJ-1040-ES-V

150-92-0265 RODR 790-26-2705 RODRIGUEZ LIMA ISAMAR M & ENUGALA MA 61 MYRTLE AVE APT B5 IRVINGTON NJ 07111

1555 2023

Calendar Year - Due Voucher April 18, 2023 1

Make check payable to "State of New Jersey - TGF". Write your Social Security number and tax year on your check.

Indicate the return for which payment is being made by checking the appropriate box:

State of New Jersey Division of Taxation Revenue Processing Center PO Box 222 Trenton, NJ 08646-0222


R X NJ-1040 N NJ-1040-NR NJ-1080-C F NJ-1041 NJ-1041SB

Enter amount of payment here:

1734.00



012011509202650005R0DR2312060000173400



2023 NJ-1040-ES-V PAYMENT VOUCHER

0120101010

Payment by Credit Card

You may pay your 2022 New Jersey income taxes or make payment of estimated tax for 2023 by credit card by visiting the Division's website at nj.gov/taxation.

Payment by E-Check

You may pay your 2022 New Jersey income taxes or make a payment of estimated tax for 2023 by e-check. This option is available on the Division's Website at: nj.gov/taxation. Taxpayers who do not have access to the Internet can make a payment by calling the Division's Customer Service Call Center at 609-292-6400. Do not use the payment voucher if you pay your taxes by e-check.

Payment by Check

If you are paying your 2023 New Jersey estimated income taxes by check, be sure to enclose the payment voucher printed below with your check or money order and mail to: State of New Jersey, Division of Taxation, Revenue Processing Center, PO Box 222, Trenton, NJ 08646-0222.

If you are married/civil union couple, filing jointly, be sure that the Social Security number which is first on this payment voucher is the Social Security number on your check and is listed first when filing your Income Tax return.

DO NOT CUT THIS PAGE

New Jersey Gross Income Tax Declaration of Estimated Tax Voucher NJ-1040-ES-V

150-92-0265 RODR 790-26-2705 RODRIGUEZ LIMA ISAMAR M & ENUGALA MA 61 MYRTLE AVE APT B5 IRVINGTON NJ 07111

1555 2023

Calendar Year - Due Voucher

June 15, 2023 2

Make check payable to "State of New Jersey - TGF". Write your Social Security number and tax year on your check.

Indicate the return for which payment is being made by checking the appropriate box:

State of New Jersey Division of Taxation Revenue Processing Center PO Box 222 Trenton, NJ 08646-0222


R X NJ-1040 N NJ-1040-NR NJ-1080-C F NJ-1041 NJ-1041SB

Enter amount of payment here:

1734.00



012011509202650005R0DR2312060000173400



0120101010

2023 NJ-1040-ES-V PAYMENT VOUCHER

Payment by Credit Card

You may pay your 2022 New Jersey income taxes or make payment of estimated tax for 2023 by credit card by visiting the Division's website at nj.gov/taxation.

Payment by E-Check

You may pay your 2022 New Jersey income taxes or make a payment of estimated tax for 2023 by e-check. This option is available on the Division's Website at: nj.gov/taxation. Taxpayers who do not have access to the Internet can make a payment by calling the Division's Customer Service Call Center at 609-292-6400. **Do not use the payment voucher if you pay your taxes by e-check.**

Payment by Check

If you are paying your 2023 New Jersey estimated income taxes by check, be sure to enclose the payment voucher printed below with your check or money order and mail to: State of New Jersey, Division of Taxation, Revenue Processing Center, PO Box 222, Trenton, NJ 08646-0222.

If you are married/civil union couple, filing jointly, be sure that the Social Security number which is first on this payment voucher is the Social Security number on your check and is listed first when filing your Income Tax return.

DO NOT CUT THIS PAGE

New Jersey Gross Income Tax
Declaration of Estimated Tax Voucher
NJ-1040-ES-V

150-92-0265 RODR 790-26-2705
RODRIGUEZ LIMA ISAMAR M & ENUGALA MA
61 MYRTLE AVE APT B5
IRVINGTON NJ 07111

1555 2023

Calendar Year - Due Voucher

September 15, 2023 **3**

Make check payable to "State of New Jersey - TGF".
Write your Social Security number and tax year on your check.

Indicate the return for which payment is being made by checking the appropriate box:

State of New Jersey
Division of Taxation
Revenue Processing Center
PO Box 222
Trenton, NJ 08646-0222


R NJ-1040 N NJ-1040-NR NJ-1041
 NJ-1080-C F NJ-1041SB

Enter amount of payment here:

1734.00



012011509202650005R0DR2312060000173400



0120101010

2023 NJ-1040-ES-V PAYMENT VOUCHER

Payment by Credit Card

You may pay your 2022 New Jersey income taxes or make payment of estimated tax for 2023 by credit card by visiting the Division's website at nj.gov/taxation.

Payment by E-Check

You may pay your 2022 New Jersey income taxes or make a payment of estimated tax for 2023 by e-check. This option is available on the Division's Website at: nj.gov/taxation. Taxpayers who do not have access to the Internet can make a payment by calling the Division's Customer Service Call Center at 609-292-6400. **Do not use the payment voucher if you pay your taxes by e-check.**

Payment by Check

If you are paying your 2023 New Jersey estimated income taxes by check, be sure to enclose the payment voucher printed below with your check or money order and mail to: State of New Jersey, Division of Taxation, Revenue Processing Center, PO Box 222, Trenton, NJ 08646-0222.

If you are married/civil union couple, filing jointly, be sure that the Social Security number which is first on this payment voucher is the Social Security number on your check and is listed first when filing your Income Tax return.

DO NOT CUT THIS PAGE

New Jersey Gross Income Tax
Declaration of Estimated Tax Voucher
NJ-1040-ES-V

150-92-0265 RODR 790-26-2705
RODRIGUEZ LIMA ISAMAR M & ENUGALA MA
61 MYRTLE AVE APT B5
IRVINGTON NJ 07111

1555 2023

Calendar Year - Due Voucher
January 16, 2024 **4**

Make check payable to "State of New Jersey - TGI".
Write your Social Security number and tax year on your check.

Indicate the return for which payment is being made by checking the appropriate box:

State of New Jersey
Division of Taxation
Revenue Processing Center
PO Box 222
Trenton, NJ 08646-0222


R NJ-1040 N NJ-1040-NR NJ-1041
 NJ-1080-C F NJ-1041SB

Enter amount of payment here:

1734.00



012011509202650005R0DR2312060000173400



0130201010

2022 NJ-1040-V PAYMENT VOUCHER

Payment by Credit Card

You may pay your 2022 New Jersey income taxes or make payment of estimated tax for 2023 by credit card by visiting the Division's website at nj.gov/taxation.

Payment by E-Check

You may pay your 2022 New Jersey income taxes or make a payment of estimated tax for 2023 by e-check. This option is available on the Division's Website at: nj.gov/taxation. Taxpayers who do not have access to the Internet can make a payment by calling the Division's Customer Service Call Center at 609-292-6400. **Do not use the payment voucher if you pay your taxes by e-check.**

Payment by Check

If you are paying your 2022 New Jersey income taxes, with your return, by check, be sure to enclose the payment voucher printed below with your check or money order. Mail to: State of New Jersey, Division of Taxation, Revenue Processing Center, PO Box 111, Trenton, NJ 08645-0111.

If you are paying your 2022 New Jersey income taxes, separate from your return, by check, be sure to enclose the payment voucher printed below with your check or money order. Mail to: State of New Jersey, Division of Taxation, Revenue Processing Center, PO Box 643, Trenton, NJ 08646-0643.

If you are making your first installment payment of estimated tax for 2023, use separate checks or money orders for each payment. Send your 2023 estimated tax payment with a NJ-1040-ES voucher to: State of New Jersey, Division of Taxation, Revenue Processing Center, PO Box 222, Trenton, NJ 08646-0222.

DO NOT CUT THIS PAGE

New Jersey Gross Income Tax
Resident Payment Voucher
NJ-1040-V

150-92-0265 RODR 790-26-2705
RODRIGUEZ LIMA ISAMAR M & ENUGALA MAN
61 MYRTLE AVE APT B5
IRVINGTON NJ 07111

1555 2022

Make your check payable to "State of New Jersey - TGI".
Write your Social Security number and tax year on your check.

State of New Jersey
Division of Taxation
Revenue Processing Center
PO Box 643
Trenton, NJ 08646-0643

Enter amount of payment here:

6893.00




2022 NJ-1040
New Jersey Resident Income Tax Return

For Privacy Act Notification, See Instructions

1555

NJ-1040
2022
Page 1



040MP01220

Your Social Security Number (required)
150920265

Last Name, First Name, Initial (Joint Filers enter first name and middle initial of each. Enter spouse's/CU partner's last name ONLY if different.)
RODRIGUEZ LIMA ISAMAR M & ENUGALA MANOJ

Spouse's/CU Partner's SSN (if filing jointly)
790262705

County/Municipality Code (See Table page 50)
0709

Home Address (Number and Street, including apartment number)
61 MYRTLE AVE APT B5

City, Town, Post Office
IRVINGTON

State ZIP Code
NJ 07111

Driver's License Number (Voluntary) (See instructions)
E59945160005931

- Federal extension filed.
- The address above is a foreign address.
- Your address has changed.
- Death certificate is enclosed.
- Do not want a paper form next year.
- I authorize the Division of Taxation to discuss my return and enclosures with my preparer.
- NJ-1040-O is enclosed.


Gubernatorial Elections Fund Note: This does not reduce your refund or increase your balance due.

Do you want to designate \$1 to the Gubernatorial Elections Fund?	You	Yes	No
If joint return, does your spouse want to designate \$1?	Spouse/CU Partner	Yes	No

Direct Deposit Information

dd1. Direct deposit indicator (1 for direct deposit, 4 for no direct deposit)	dd1.	4
dd2. Account type (C for checking, S for savings)	dd2.	
dd3. Fill in the checkbox if the direct deposit is going to an account outside the United States	dd3.	
dd4. Routing number	dd4.	
dd5. Account number	dd5.	





Name(s) as shown on Form NJ-1040
RODRIGUEZ LIMA ISAMAR M & ENUGALA MANOJ

Your Social Security Number
150920265

1555

Part-year residents, provide months/days you were a New Jersey resident during 2022:
From: To:

Fiscal year filers only:
Enter month of your year end 2 0 2 3

Filing Status
Fill in only one.

- 1. Single
 - 2. Married/CU Couple, filing joint return
 - 3. Married/CU Partner, filing separate return
 - 4. Head of Household
 - 5. Qualifying Widow(er)/Surviving CU Partner
- Indicate the year of your spouse's/CU partner's death: 2020 2021

Enter spouse's/CU partner's SSN

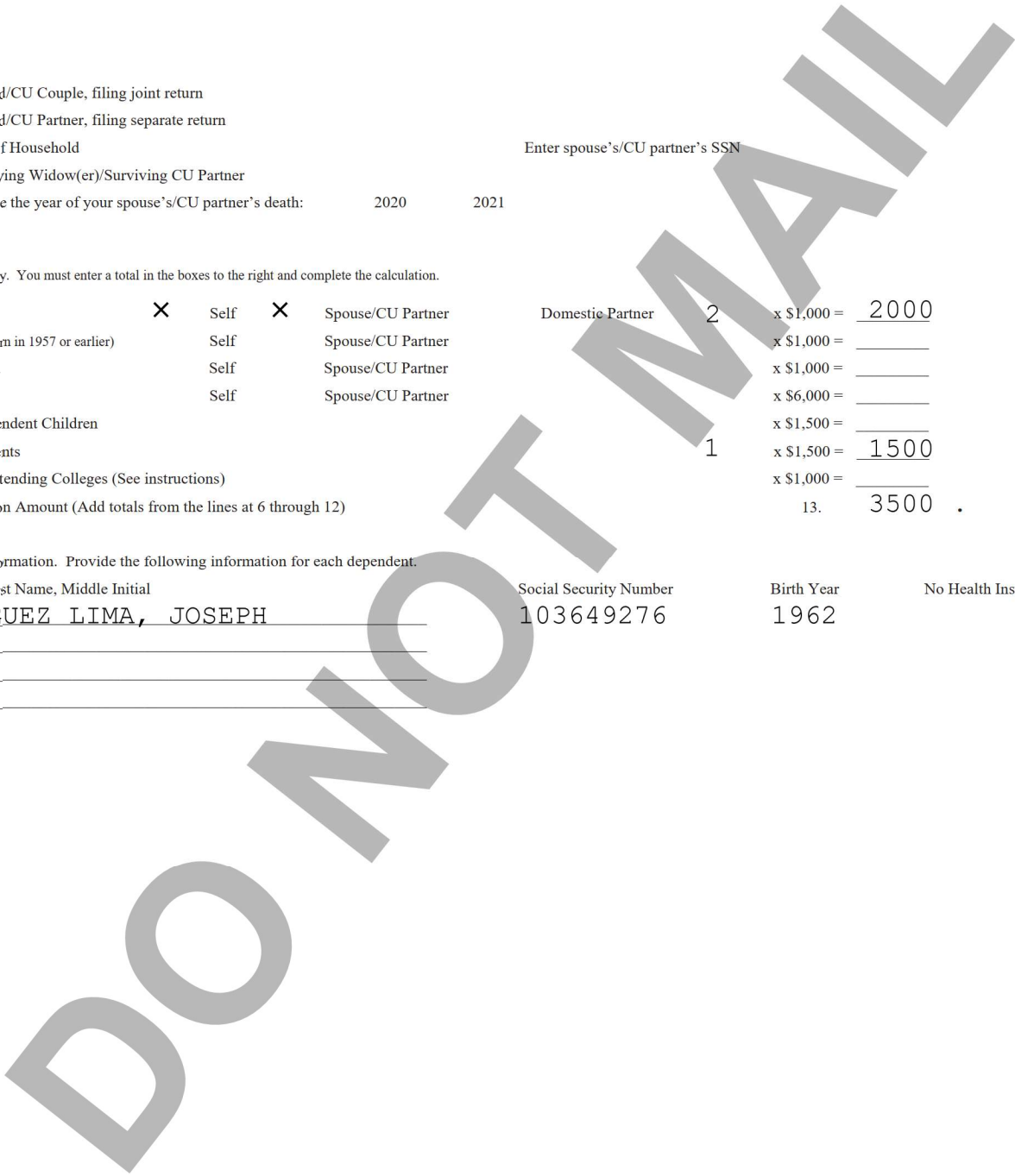
Exemptions


Fill in the ovals that apply. You must enter a total in the boxes to the right and complete the calculation.

6. Regular	<input checked="" type="checkbox"/>	Self	<input checked="" type="checkbox"/>	Spouse/CU Partner	Domestic Partner	2	x \$1,000 =	2000
7. Senior 65+ (Born in 1957 or earlier)		Self		Spouse/CU Partner			x \$1,000 =	_____
8. Blind/Disabled		Self		Spouse/CU Partner			x \$1,000 =	_____
9. Veteran		Self		Spouse/CU Partner			x \$6,000 =	_____
10. Qualified Dependent Children							x \$1,500 =	_____
11. Other Dependents						1	x \$1,500 =	1500
12. Dependents Attending Colleges (See instructions)							x \$1,000 =	_____
13. Total Exemption Amount (Add totals from the lines at 6 through 12)							13.	3500 .

14. Dependent Information. Provide the following information for each dependent.

	Last Name, First Name, Middle Initial	Social Security Number	Birth Year	No Health Insurance
a.	RODRIGUEZ LIMA, JOSEPH	103649276	1962	
b.	_____	_____	_____	
c.	_____	_____	_____	
d.	_____	_____	_____	





040MP03220

Name(s) as shown on Form NJ-1040
RODRIGUEZ LIMA ISAMAR M & ENUGALA MANOJ

Your Social Security Number
150920265 1555

15. Wages, salaries, tips, and other employee compensation (State wages from Box 16 of enclosed W-2(s)) (See instructions)	15.	210721	.
16a. Taxable interest income (Enclose federal Schedule B if over \$1,500) (See instructions)	16a.	18	.
16b. Tax-exempt interest income (Enclose Schedule) (See instructions) Do not include on line 16a	16b.	.	.
17. Dividends	17.	36	.
18. Net profits from business (Schedule NJ-BUS-1, Part I, line 4) (Enclose federal Schedule C)	18.	.	.
19. Net gains or income from disposition of property (Schedule NJ-DOP, line 4)	19.	.	.
20a. Taxable pensions, annuities, and IRA distributions/withdrawals (See instructions)	20a.	.	.
20b. Excludable pension, annuity, and IRA distributions/withdrawals	20b.	.	.
21. Distributive Share of Partnership Income (Schedule NJ-BUS-1, Part II, line 4) (Enclose Schedule NJK-1 or federal Schedule K-1)	21.	.	.
22. Net pro rata share of S Corporation Income (Schedule NJ-BUS-1, Part III, line 4) (Enclose Schedule NJ-K-1 or federal Schedule K-1)	22.	76431	.
23. Net gains or income from rents, royalties, patents, and copyrights (Schedule NJ-BUS-1, Part IV, line 4)	23.	.	.
24. Net gambling winnings (See instructions)	24.	.	.
25. Alimony and separate maintenance payments received	25.	.	.
26. Other (Enclose documents) (See instructions)	26.	1	.
27. Total Income (Add lines 15, 16a, 17 through 20a, and 21 through 26)	27.	287207	.
28a. Pension/Retirement Exclusion (See instructions)	28a.	.	.
28b. Other Retirement Income Exclusion (See Worksheet D and instructions pages 19-20)	28b.	.	.
28c. Total Exclusion Amount (Add lines 28a and 28b)	28c.	.	.
29. New Jersey Gross Income (Subtract line 28c from line 27) (See instructions)	29.	287207	.
30. Exemption Amount (Enter amount from line 13. Part-year residents see instr.)	30.	3500	.
31. Medical Expenses (See Worksheet F and instructions)	31.	.	.
32. Alimony and separate maintenance payments (See instructions)	32.	.	.
33. Qualified Conservation Contribution	33.	.	.
34. Health Enterprise Zone Deduction	34.	.	.
35. Alternative Business Calculation Adjustment (Schedule NJ-BUS-2, line 11)	35.	32685	.
36. Organ/Bone Marrow Donation Deduction (See instructions)	36.	.	.
37a. NJBEST Deduction	37a.	.	.
37b. NJCLASS Deduction	37b.	.	.
37c. NJ Higher Ed. Tuition Deduction	37c.	.	.
38. Total Exemptions and Deductions (Add lines 30 through 37c)	38.	36185	.
39. Taxable Income (Subtract line 38 from line 29)	39.	251022	.
40a. Total Property Taxes (18% of Rent) Paid (See instructions page 25)	40a.	.	.
40b. Indicate your residency status during 2022 (fill in only one)			
	Homeowner	Tenant	Both
41. Property Tax Deduction (From Worksheet H) (See instructions)	41.	.	.
42. New Jersey Taxable Income (Subtract line 41 from line 39)	42.	251022	.
43. Tax on amount on line 42 (Tax Table page 52)	43.	11948	.
44. Credit For Income Taxes Paid to Other Jurisdictions (Enclose Schedule NJ-COJ) (See instructions)	44.	2161	.
Enter Code		03	
45. Balance of Tax (Subtract line 44 from line 43)	45.	9787	.
46. Sheltered Workshop Tax Credit	46.	.	.
47. Gold Star Family Counseling Credit (See instructions)	47.	.	.
48. Credit for Employer of Organ/Bone Marrow Donor (See instructions)	48.	.	.
49. Total Credits (Add lines 46 through 48)	49.	.	.
50. Balance of Tax After Credits (Subtract line 49 from line 45) If zero or less, make no entry	50.	9787	.
51. Use Tax Due on Internet, Mail-Order, or Other Out-of-State Purchases (See instructions) If no Use Tax, enter 0	51.	0	.
52. Interest on Underpayment of Estimated Tax	52.	74	.
Fill in if Form NJ-2210 is enclosed		X	
53. Shared Responsibility Payment (See instructions)	53.	0	.
	REQUIRED Enclose Schedule HCC and fill in	X	



Name(s) as shown on Form NJ-1040
RODRIGUEZ LIMA ISAMAR M & ENUGALA MANOJ

Your Social Security Number
150920265 1555

54. Total Tax Due (Add lines 50 through 53)	54.	9861 .
55. Total NJ Income Tax Withheld (Enclose Forms W-2 and 1099) (Part year, see instructions)	55.	2853 .
56. Property Tax Credit (See instructions page 24)	56.	.
57. New Jersey Estimated Tax Payments/Credit from 2021 tax return	57.	.
58. New Jersey Earned Income Tax Credit (See instructions)	58.	.
Fill in if you had the IRS calculate your federal earned income credit		
Fill in if you are a CU couple claiming the NJ Earned Income Tax Credit		
59. Excess New Jersey UI/WF/SWF Withheld (Enclose Form NJ-2450) (See instructions)	59.	115 .
60. Excess New Jersey Disability Insurance Withheld (Enclose Form NJ-2450) (See instructions)	60.	.
61. Excess New Jersey Family Leave Insurance Withheld (Enclose Form NJ-2450) (See instructions)	61.	.
62. Wounded Warrior Caregivers Credit (See instructions)	62.	.
63. Pass-Through Business Alternative Income Tax Credit (See instructions)	63.	.
64. Child and Dependent Care Credit (See instructions)	64.	.
Fill in if you are a CU couple claiming the Child and Dependent Care Credit		
65. New Jersey Child Tax Credit (See instructions)	65.	.
Number of dependents under age 6 on 12/31/2022		
66. Total Withholdings, Credits, and Payments (Add lines 55 through 65)	66.	2968 .
67. If line 66 is less than line 54, you have tax due. Subtract line 66 from line 54 and enter the amount you owe	67.	6893 .
If you owe tax, you can still make a donation on lines 70 through 77.		
68. If the total on line 66 is more than line 54, you have an overpayment. Subtract line 54 from line 66 and enter the overpayment	68.	.
69. Amount from line 68 you want to credit to your 2023 tax	69.	.
70. Contribution to N.J. Endangered Wildlife Fund	70.	.
71. Contribution to N.J. Children's Trust Fund to Prevent Child Abuse	71.	.
72. Contribution to N.J. Vietnam Veterans' Memorial Fund	72.	.
73. Contribution to N.J. Breast Cancer Research Fund	73.	.
74. Contribution to U.S.S. New Jersey Educational Museum Fund	74.	.
75. Other Designated Contribution (See instructions)	75.	.
Enter Code		
76. Other Designated Contribution (See instructions)	76.	.
Enter Code		
77. Other Designated Contribution (See instructions)	77.	.
Enter Code		
78. Total Adjustments to Tax Due/Overpayment amount (Add lines 69 through 77)	78.	.
79. Balance due (If line 67 is more than zero, add line 67 and line 78)	79.	6893 .
80. Refund amount (If line 68 is more than zero, subtract line 78 from line 68)	80.	.

Under penalties of perjury, I declare that I have examined this Income Tax return, including accompanying schedules and statements, and to the best of my knowledge and belief, it is true, correct, and complete. If prepared by a person other than the taxpayer, this declaration is based on all information of which the preparer has any knowledge.

Your Signature _____ Date _____ Spouse's/CU Partner's Signature (required if filing jointly) _____ Date _____

Paid Preparer's Signature _____ Federal Identification Number _____

SYAM PRIYA RAM SAGAR GUPTA TALLAM P02082703

Firm's Name _____ Firm's Federal Employer Identification Number _____

GLOBAL TAXES LLC 84-3171965

Tax Due Address
Enclose payment along with the NJ-1040-V payment voucher and tax return. Use the labels provided with the envelope and mail to:
State of New Jersey
Division of Taxation
Revenue Processing Center - Payments
PO Box 111
Trenton, NJ 08645-0111
Include Social Security number and make check or money order payable to:
State of New Jersey - TGI
You can also make a payment on our website:
nj.gov/taxation

Refund or No Tax Due Address
Use the labels provided with the envelope and mail to:
New Jersey Division of Taxation
Revenue Processing Center - Refunds
PO Box 555
Trenton, NJ 08647-0555

Schedule NJ-DOP

Net Gains or Income From Disposition of Property

2022

List the net gains or income, less net loss, derived from the sale, exchange, or other disposition of property including real or personal whether tangible or intangible as reported on federal Schedule D.

	(a)	(b)	(c)	(d)	(e)	(f)
1.	Kind of property and description	Date acquired (mm/dd/yyyy)	Date sold (mm/dd/yyyy)	Gross sales price	Cost or other basis as adjusted (see instructions) and expense of sale	Gain or (loss) (d minus e)
	ROBINHOOD CRYPTO LLC	01/02/2022	06/30/2022	9,766.	13,407.	-3,641.
	ROBINHOOD SECURITIES LLC	01/25/2022	06/30/2022	5,998.	6,476.	-478.
	COIN BASE	01/25/2022	12/30/2022	87.	300.	-213.
2.	Capital Gains Distributions					
3.	Other Net Gains.....					
4.	Net Gains (Add lines 1, 2, and 3.) (Enter here and on line 19. If loss, enter zero here and make no entry on line 19.).....					0.

Schedule NJ-WWC

Wounded Warrior Caregivers Credit

2022

Did you provide care for a relative who was a qualifying armed services member (see instructions)? Yes No

If "Yes," enter the name and Social Security number of the qualifying service member.

_____ Social Security number

Last Name, First Name, Initial

Enter your relationship to the qualifying service member.

If "No," you are not eligible for a Wounded Warrior Caregivers Credit. Make no entry on line 62, NJ-1040.

1. Enter the federal disability compensation of the armed services member	1.		
2. Maximum credit allowed	2.	675	00
3. Enter the lesser of line 1 or line 2	3.		
4. Were you the only caregiver for this service member during the tax year? <input type="radio"/> Yes <input type="radio"/> No If "No," enter your share (percentage) of the total care expenses for the year.	4.		%
5. If you answered "Yes" at line 4, enter the amount from line 3 here and on line 62, NJ-1040. If you answered "No" at line 4, multiply the amount on line 3 by the percentage on line 4. Enter the result here and on line 62, NJ-1040	5.		

Keep a copy of this schedule for your records

Schedule NJ-BUS-1
(Form NJ-1040)

New Jersey Gross Income Tax
Business Income Summary Schedule

2022

Part I Net Profits From Business		List the net profit (loss) from business(es). See Instructions.	
	Business Name	Social Security Number/ Federal EIN	Profit or (Loss)
1.	TECHLANCE CONSULTING SOFTWARE SERVICES	850771787	-36,156.
2.			
3.			
4.	Net Profit or (Loss). (Add lines 1, 2, and 3.) (Enter here and on line 18, NJ-1040. If loss, make no entry on line 18.)		4. -36,156.

Part II Distributive Share of Partnership Income		List the distributive share of income (loss) from partnership(s). See instructions.	
	Partnership Name	Federal EIN	Share of Partnership Income or (Loss) Share of Pass-Through Business Alternative Income Tax
1.			
2.			
3.			
4.	Distributive Share of Partnership Income or (Loss). (Add lines 1, 2, and 3.) (Enter here and on line 21, NJ-1040. If loss, make no entry on line 21.)		4.
5.	Total Share of Pass-Through Business Alternative Income Tax (Add lines 1, 2, and 3.) (Enter here and include on line 63, NJ-1040.)		5.

Part III Net Pro Rata Share of S Corporation Income		List the pro rata share of income (usable loss) from S corporation(s). See instructions.	
	S Corporation Name	Federal EIN	Pro Rata Share of S Corporation Income or (Usable Loss) Share of Pass-Through Business Alternative Income Tax
1.	TECH MARK SOLUTION INC	861219868	76,431.
2.			
3.			
4.	Net Pro Rata Share of S Corporation Income or (Usable Loss). (Add lines 1, 2, and 3.) (Enter here and on line 22, NJ-1040. If loss, make no entry on line 22.)		4. 76,431.
5.	Total Share of Pass-Through Business Alternative Income Tax (Add lines 1, 2, and 3.) (Enter here and include on line 63, NJ-1040)		5.

Part IV Net Gains or Income From Rents, Royalties, Patents, and Copyrights		List the net gains or net income, less net loss, derived from or in the form of rents, royalties, patents, and copyrights. See instructions. Type of Property: 1 – Rental real estate 2 – Royalties 3 – Patents 4 – Copyrights	
	Source of Income or Loss. If rental real estate, enter physical address of property.	Social Security Number/ Federal EIN	Type – Enter number from list above Income or (Loss)
1.			
2.			
3.			
4.	Net Income or (Loss). (Add lines 1, 2, and 3.) (Enter here and on line 23, NJ-1040. If loss, make no entry on line 23.)		4.

Keep a copy of this schedule for your records

Schedule NJ-BUS-2 New Jersey Gross Income Tax **2022**
(Form NJ-1040) Alternative Business Calculation Adjustment

Part I Income (Loss)		Column A		Column B	
		Reportable Regular Business Income		Alternative Business Income (Loss)	
1.	Net Profits From Business	1a.	0.	1b.	-36,156.
2.	Distributive Share of Partnership Income	2a.	0.	2b.	0.
3.	Net Pro Rata Share of S Corporation Income	3a.	76,431.	3b.	76,431.
4.	Net Gain or Income From Rents, Royalties, Patents, and Copyrights	4a.	0.	4b.	0.
5.	Loss Carryforward From Tax Year 2021	5a.		5b.	(29,213.)
6.	Totals	6a.	76,431.	6b.	11,062.
Part II Adjustment Calculation					
7.	Total Regular Business Income	7.	76,431.		
8.	Total Alternative Business Income/(Loss) (If loss, enter zero)	8.	11,062.		
9.	Business Increment (Subtract line 8 from line 7)	9.	65,369.		
10.	Adjustment Percentage	10.	0.50		
11.	Alternative Business Calculation Adjustment (Line 9 x 0.50)	11.	32,685.		
Part III Loss Carryforward to Tax Year 2023					
12.	Loss Carryforward to Tax Year 2023	12.			

Instructions

- Line 1a. Enter the amount from line 18, Form NJ-1040.
- Line 1b. Enter the amount from Part I, line 4, Schedule NJ-BUS-1 (Form NJ-1040).
- Line 2a. Enter the amount from line 21, Form NJ-1040.
- Line 2b. Enter the amount from Part II, line 4, Schedule NJ-BUS-1 (Form NJ-1040).
- Line 3a. Enter the amount from line 22, Form NJ-1040.
- Line 3b. Enter the amount from Part III, line 4, Schedule NJ-BUS-1 (Form NJ-1040).
- Line 4a. Enter the amount from line 23, Form NJ-1040.
- Line 4b. Enter the amount from Part IV, line 4, Schedule NJ-BUS-1 (Form NJ-1040).
- Line 5b. Enter the amount from line 12 of your 2021 Schedule NJ-BUS-2 (Form NJ-1040).
- Line 6a. Enter the total of lines 1a through 4a.
- Line 6b. Enter the total of lines 1b through 5b, netting gains with losses.
- Line 7. Enter the amount from line 6a of this schedule.
- Line 8. Enter the amount from line 6b of this schedule. If loss, enter zero here.
- Line 9. Subtract line 8 from line 7. If the result is zero, enter zero on line 11 and continue with line 12.
- Line 10. The adjustment percentage for Tax Year 2022 is 50% (0.50).
- Line 11. Multiply the amount on line 9 by 50% (0.50). Enter here and on line 35 of Form NJ-1040.
- Line 12. If the amount on line 6b is a loss, enter the amount of the loss on this line. Otherwise, enter zero.

Name(s) as shown on Form NJ-1040

Social Security Number

Form NJ-2450**Employee's Claim for Credit For Excess UI/WF/SWF,
Disability Insurance, and/or Family Leave
Insurance Contributions for Calendar Year 2022****2022**

To claim this credit, you must complete the items below using the information from your W-2 forms. Enclose this form and the W-2s with your New Jersey State Income Tax return. Any items not substantiated by a W-2 or any information that is incomplete will cause the claim to be rejected. The amount withheld for unemployment insurance/workforce development partnership fund/supplemental workforce fund, disability insurance, and family leave insurance must be reported separately on all W-2 statements.

Note on Joint NJ-1040 return: Each spouse/CU partner must file a separate Form NJ-2450 when claiming a refund for excess contributions.

Claimant Name: ENUGALA MANOJ Claimant SSN: 790-26-2705

Address: 61 MYRTLE AVE APT B5

City: IRVINGTON State: NJ ZIP Code: 07111

Take All Information From Your W-2 Forms. If the amount deducted by any one employer exceeds the maximum for either UI/WF/SWF, disability insurance, or family leave insurance, enter the maximum in the appropriate column(s) and contact that employer for a refund of the balance of the deduction.		Column A UI/WF/SWF Deducted	Column B Disability Insurance Deducted	Column C Family Leave Insurance Deducted
1A.	Employer's Name: <u>TECHMARK SOLUTIONS INC</u> Fed. Emp. I.D.#: <u>86-1219868</u> Private Plan#: _____ Wages: <u>34,616.</u>	147.00	48.00	48.00
B.	Employer's Name: <u>INFOSYS LIMITED</u> Fed. Emp. I.D.#: <u>58-1760235</u> Private Plan#: _____ Wages: <u>94,906.</u>			
C.	Employer's Name: <u>COGNIZANT TECHNOLOGY</u> Fed. Emp. I.D.#: <u>13-3924155</u> Private Plan#: _____ Wages: <u>20,245.</u>	86.00		28.00
D.	Employer's Name: <u>RAILROAD19 INC</u> Fed. Emp. I.D.#: <u>81-4039219</u> Private Plan#: _____ Wages: <u>11,358.</u>	51.00	17.00	
E.	Employer's Name: _____ Fed. Emp. I.D.#: _____ Private Plan#: _____ Wages: _____			
F.	*If additional space is required, enclose a rider and enter the total on this line.			
2.	Total Deducted. Add lines 1A through 1F. Enter here.	284.00	65.00	76.00
3.	Correct UI/WF/SWF, Disability Insurance, and/or Family Leave Deductions.	169.15	212.66	212.66
4.	Subtract line 3 column A from line 2 column A. Enter on line 59 of the NJ-1040.	115.		
5.	Subtract line 3 column B from line 2 column B. Enter on line 60 of the NJ-1040.			
6.	Subtract line 3 column C from line 2 column C. Enter on line 61 of the NJ-1040.			

I hereby apply for a credit for worker contributions deducted in excess of \$169.15 for NJ UI/WF/SWF and/or in excess of \$212.66 for NJ Disability Insurance and/or in excess of \$212.66 for NJ Family Leave Insurance deductions by reason of having received wages from two or more employers during the above calendar year and hereby submit the following statement of wages and deductions.

Claimant's Signature: _____ Date: _____

**NJ-2210
2022**

**Underpayment of Estimated Tax
by Individuals, Estates, or Trusts**

Fill in the oval at line 52, Form NJ-1040, and enclose this form with your return.

Name(s) as shown on Form NJ-1040 RODRIGUEZ LIMA ISAMAR M & ENUGALA MANOJ	Social Security Number 150-92-0265
---	---------------------------------------

Part I Figuring Your Underpayment

1. 2022 Tax (line 50, Form NJ-1040).....	1.	9,787.
2. Enter the total of lines 55, 56, 58, 59, 60, 61, 62, 63, 64, and 65, Form NJ-1040	2.	2,968.
3. Subtract line 2 from line 1 (If less than \$400, do not complete the rest of this form).....	3.	6,819.
4a. Multiply the amount on line 1 by .80 (80%) (Two-thirds for qualified farmers)	4a.	7,830.
4b. Enter 2021 tax (From Form NJ-1040, line 49)	4b.	4,190.

	Payment Due Dates			
	(A) April 18, 2022	(B) June 15, 2022	(C) Sept 15, 2022	(D) Jan 17, 2023
5. Use the lesser amount from either line 4a or 4b and divide by four. Enter the result in each column	1,047.	1,047.	1,048.	1,048.
6. Estimated tax paid and tax withheld per period (see instr.). If each column on line 6 is greater than the corresponding column on line 5, do not complete the rest of this form	742.	742.	742.	742.
7. Enter the overpayment (line 13) from the previous column. (Complete lines 7 through 13 for one column before completing the next column.)				
8. Add line 6 and line 7	742.	742.	742.	742.
9. Enter the total underpayment (add line 11 and line 12) from the previous column		305.	610.	916.
10. Subtract line 9 from line 8. If zero or less, enter zero	742.	437.	132.	0.
11. Remaining underpayment from previous period. If line 10 is zero, subtract line 8 from line 9. Otherwise enter zero		0.	0.	174.
12. Underpayment (If line 5 is greater than line 10, subtract line 10 from line 5).....	305.	610.	916.	1,048.
13. Overpayment (If line 10 is greater than line 5, subtract line 5 from line 10).....				

Part II Exceptions

(See instructions. Complete worksheets for exceptions 2, 3, and 4 and enclose calculations for each exception claimed.)

If you meet exception 1 at line 15, do not file this form. These amounts will be verified by the Division of Taxation.

	April 18, 2022	June 15, 2022	Sept 15, 2022	Jan 17, 2023
14. Total amount paid and withheld from January 1 through payment due date shown. (Do not include withholdings after December 31, 2022.) (See instructions).....	742.	1,484.	2,226.	2,968.
15. Exception 1 – Enter 2021 tax (line 49)	\$ 4,190.	25% of 2021 Tax 1,048.	50% of 2021 Tax 2,095.	75% of 2021 Tax 3,143.
16. Exception 2 – Tax on 2021 gross income using 2022 exemptions and tax rates	1,276.	50% of 2021 Tax 2,552.	75% of 2021 Tax 3,828.	100% of 2021 Tax 4,190.
17. Exception 3 – Tax on annualized 2022 income		20% of Tax	40% of Tax	60% of Tax
18. Exception 4 – Tax on 2022 income over 3, 5, and 8-month periods		90% of Tax	90% of Tax	90% of Tax

If the amount of any exception is equal to or less than the corresponding amount at line 14, interest will not be charged for that period

19. Total Interest (Include this amount on line 52, Form NJ-1040).....	See 2210 Wks	74.
---	--------------	-----

Worksheets

Exception II Tax on 2021 gross income using 2022 exemptions and tax rates

1. Enter 2021 NJ Gross Income (line 29, 2021 NJ-1040).....	1.	181,015.
2. Enter 2022 Total Exemptions (line 30, 2022 NJ-1040).....	2.	3,500.
3. Subtract line 2 from line 1.....	3.	177,515.
4. Calculate Tax on line 3 (2022 tax rates).....	4.	7,265.
5. Enter Credit for Income Taxes Paid to Other Jurisdictions (line 44, 2022 NJ-1040).....	5.	2,161.
6. Subtract line 5 from line 4. Enter the applicable percentage of this amount on line 16, Part II of this form.....	6.	5,104.

Exception III Tax on 2022 Annualized Income (attach calculations)

Estates and trusts, **do not** use the period ending dates shown, instead use the following ending dates: 2/28/22, 4/30/22, and 7/31/22. Also, estates and trusts cannot use the annualization amounts shown on line 2 and must use 6, 3, and 1.7143, respectively.

		1/1/22 – 3/31/22	1/1/22 – 5/31/22	1/1/22 – 8/31/22
1. Enter the portion of NJ Gross Income (line 29, NJ-1040) that is applicable to each period shown.....	1.			
2. Annualization amounts.....	2.	4	2.4	1.5
3. Annualized Income (Multiply line 1 by line 2).....	3.			
4. Enter Total Exemptions (line 30, NJ-1040).....	4.			
5. Subtract line 4 from line 3.....	5.			
6. Calculate tax on line 5.....	6.			
7. Enter the portion of the Credit for Income Taxes Paid to Other Jurisdictions (line 44, NJ-1040) that is applicable to each period.....	7.			
8. Subtract line 7 from line 6. Enter the applicable percentage of this amount on line 17, Part II of this form.....	8.			

Exception IV Tax on Actual 2022 Taxable Income over 3, 5, and 8-month periods (attach calculations)

		1/1/22 – 3/31/22	1/1/22 – 5/31/22	1/1/22 – 8/31/22
1. Enter the actual amount of NJ Taxable Income (line 42, NJ-1040) that is applicable to each period shown.....	1.			
2. Calculate tax on line 1.....	2.			
3. Enter the portion of the Credit for Income Taxes Paid to Other Jurisdictions (line 44, NJ-1040) that is applicable to each period shown.....	3.			
4. Subtract line 3 from line 2. Enter 90% of this amount on line 18, Part II of this form.....	4.			

Interest Computation Worksheet

2022

▶ Attach to Form NJ-2210 or NJ-2210NR

Name as Shown on Return RODRIGUEZ LIMA ISAMAR M & ENUGALA MANOJ	Social Security No. 150-92-0265
--	------------------------------------

Option 1

	A	B	C	D	E	F	G
Period	Amount Due (line 5, NJ-2210)	Balance Due Previous Quarter (column E)	Total Due (A + B)	Total Paid (line 6, NJ-2210)	Balance (C - D)	Multi- plier	Interest (E x F)
1 4/15 - 6/15	1,047.		1,047.	742.	305.	.010	3.
2 6/16 - 9/15	1,047.	305.	1,352.	742.	610.	.019	12.
3 9/16 - 1/15	1,048.	610.	1,658.	742.	916.	.031	28.
4 1/16 - 4/15	1,048.	916.	1,964.	742.	1,222.	.025	31.
5 Total interest for Option 1						5	74.

Option 2

	(a) 4/15/2022	(b) 6/15/2022	(c) 9/15/2022	(d) 1/15/2023
Payment due dates ▶				
1 Payment date	_____	_____	_____	_____
2 Amount due	_____	_____	_____	_____
3 Balance from previous quarter	_____	_____	_____	_____
4 Balance due	_____	_____	_____	_____
5 a Number of months from due date to payment date or next quarter due date, whichever is earlier	_____	_____	_____	_____
b Interest rate0625	.0775	.0925	.1000
6 Late payment interest. (Line 4 times line 5a times line 5b divided by 12.) If line 1 is blank, skip lines 7 through 10.	_____	_____	_____	_____
7 Payment amount	_____	_____	_____	_____
8 Underpayment amount	_____	_____	_____	_____
9 a Number of months from payment date to next quarter due date	_____	_____	_____	_____
b Interest rate0625	.0775	.0925	.1000
10 Underpayment interest. (Line 8 times line 9a times line 9b divided by 12.)	_____	_____	_____	_____
11 Total interest for Option 2. Add lines 6 and 10, columns (a) through (d)				11

Other Income Statement

2022

Name RODRIGUEZ LIMA ISAMAR M & ENUGALA MANOJ	Social Security No. 150-92-0265
---	------------------------------------

	Income from all sources	Income attributed to New Jersey (part-year resident or non-resident only)
1 Prizes and awards (enter source): _____ _____		
2 Income in respect of a decedent (Enter name and social security number of the deceased): _____ _____		
3 Income from estates and trusts: _____ _____		
4 Scholarships and fellowships (Enter name and identification number of grantor): _____ _____		
5 Alternative Trade Adjustment Assistance payments: _____ _____		
6 Residential rental value or allowance paid by employer (enter name and identification number): _____ _____		
7 Jury duty pay		
8 Bartering income		
9 Other income on Form 1099-K (payment network transactions) . .		
10 Substitute payments		
11 Income from REMICS		
12 Reimbursement for deducted medical expenses		
13 Recoveries of bad debts		
14 Income from the rental of personal property		
15 Income from "not for profit" activities (hobbies):		
16 Other: Robinhood Crypto LLC	1.	
17 Total	1.	

If your income on line 29 is at or below the filing threshold,
do not complete this schedule.

Name as Shown on Return RODRIGUEZ LIMA ISAMAR M & ENUGALA MANOJ	Social Security No. 150-92-0265
--	------------------------------------

Part I

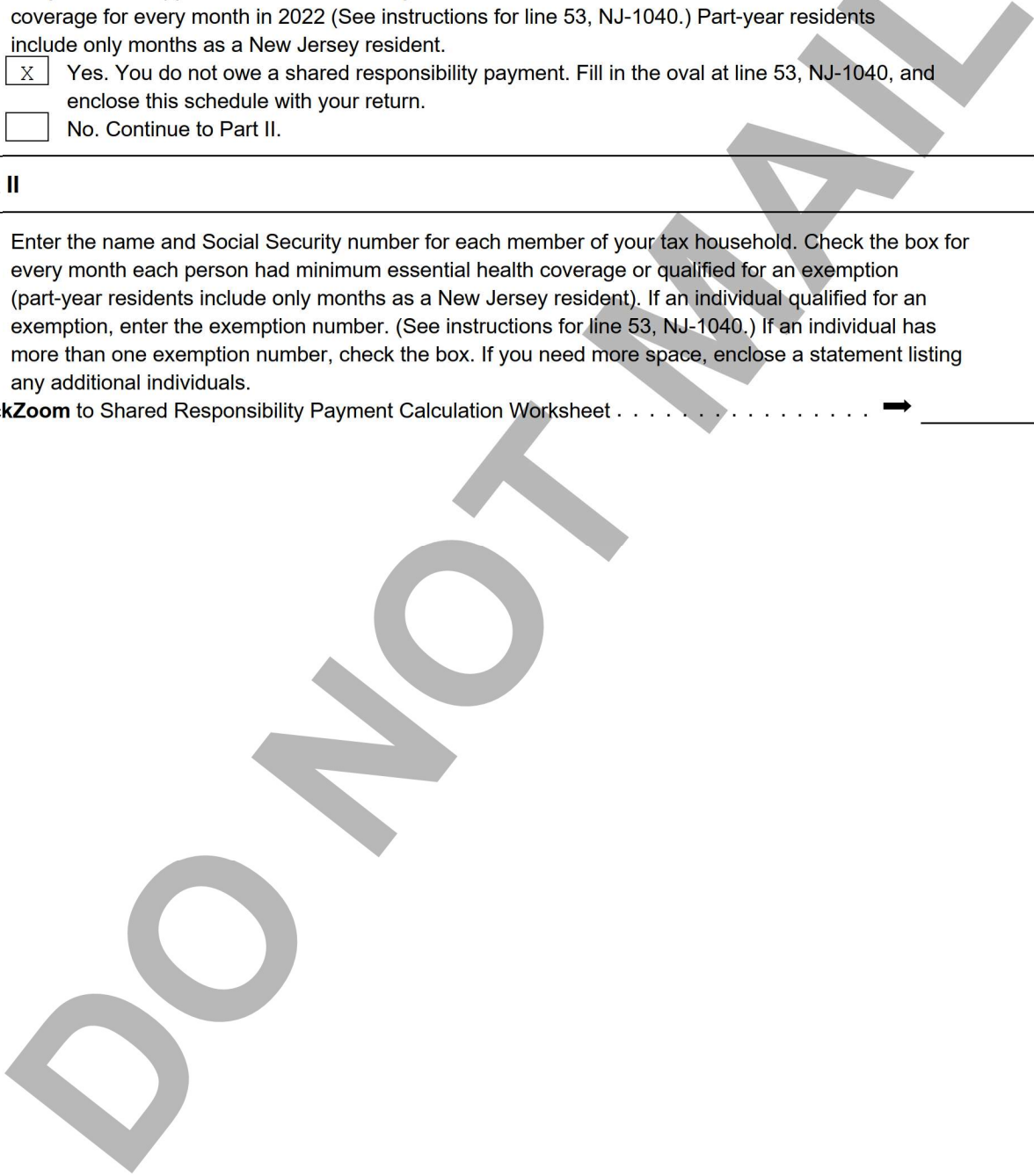
Did you and, if applicable, all members of your tax household, have minimum essential health coverage for every month in 2022 (See instructions for line 53, NJ-1040.) Part-year residents include only months as a New Jersey resident.

- Yes. You do not owe a shared responsibility payment. Fill in the oval at line 53, NJ-1040, and enclose this schedule with your return.
- No. Continue to Part II.

Part II

Enter the name and Social Security number for each member of your tax household. Check the box for every month each person had minimum essential health coverage or qualified for an exemption (part-year residents include only months as a New Jersey resident). If an individual qualified for an exemption, enter the exemption number. (See instructions for line 53, NJ-1040.) If an individual has more than one exemption number, check the box. If you need more space, enclose a statement listing any additional individuals.

QuickZoom to Shared Responsibility Payment Calculation Worksheet → _____



Name	SSN	Jan	Feb	Mar	Apr	May	Jun	Jul	Aug	Sep	Oct	Nov	Dec
		<input type="checkbox"/>	<input type="checkbox"/>	<input type="checkbox"/>	<input type="checkbox"/>	<input type="checkbox"/>	<input type="checkbox"/>	<input type="checkbox"/>	<input type="checkbox"/>	<input type="checkbox"/>	<input type="checkbox"/>	<input type="checkbox"/>	<input type="checkbox"/>
Exemption Code . .	_____	Check box if this individual has more than one exemption number .											
		Check box if this individual is under 18											
		<input type="checkbox"/>	<input type="checkbox"/>	<input type="checkbox"/>	<input type="checkbox"/>	<input type="checkbox"/>	<input type="checkbox"/>	<input type="checkbox"/>	<input type="checkbox"/>	<input type="checkbox"/>	<input type="checkbox"/>	<input type="checkbox"/>	<input type="checkbox"/>
Exemption Code . .	_____	Check box if this individual has more than one exemption number .											
		Check box if this individual is under 18											
		<input type="checkbox"/>	<input type="checkbox"/>	<input type="checkbox"/>	<input type="checkbox"/>	<input type="checkbox"/>	<input type="checkbox"/>	<input type="checkbox"/>	<input type="checkbox"/>	<input type="checkbox"/>	<input type="checkbox"/>	<input type="checkbox"/>	<input type="checkbox"/>
Exemption Code . .	_____	Check box if this individual has more than one exemption number .											
		Check box if this individual is under 18											
		<input type="checkbox"/>	<input type="checkbox"/>	<input type="checkbox"/>	<input type="checkbox"/>	<input type="checkbox"/>	<input type="checkbox"/>	<input type="checkbox"/>	<input type="checkbox"/>	<input type="checkbox"/>	<input type="checkbox"/>	<input type="checkbox"/>	<input type="checkbox"/>
Exemption Code . .	_____	Check box if this individual has more than one exemption number .											
		Check box if this individual is under 18											
		<input type="checkbox"/>	<input type="checkbox"/>	<input type="checkbox"/>	<input type="checkbox"/>	<input type="checkbox"/>	<input type="checkbox"/>	<input type="checkbox"/>	<input type="checkbox"/>	<input type="checkbox"/>	<input type="checkbox"/>	<input type="checkbox"/>	<input type="checkbox"/>
Exemption Code . .	_____	Check box if this individual has more than one exemption number .											
		Check box if this individual is under 18											
		<input type="checkbox"/>	<input type="checkbox"/>	<input type="checkbox"/>	<input type="checkbox"/>	<input type="checkbox"/>	<input type="checkbox"/>	<input type="checkbox"/>	<input type="checkbox"/>	<input type="checkbox"/>	<input type="checkbox"/>	<input type="checkbox"/>	<input type="checkbox"/>
Exemption Code . .	_____	Check box if this individual has more than one exemption number .											
		Check box if this individual is under 18											
		<input type="checkbox"/>	<input type="checkbox"/>	<input type="checkbox"/>	<input type="checkbox"/>	<input type="checkbox"/>	<input type="checkbox"/>	<input type="checkbox"/>	<input type="checkbox"/>	<input type="checkbox"/>	<input type="checkbox"/>	<input type="checkbox"/>	<input type="checkbox"/>
Exemption Code . .	_____	Check box if this individual has more than one exemption number .											
		Check box if this individual is under 18											
		<input type="checkbox"/>	<input type="checkbox"/>	<input type="checkbox"/>	<input type="checkbox"/>	<input type="checkbox"/>	<input type="checkbox"/>	<input type="checkbox"/>	<input type="checkbox"/>	<input type="checkbox"/>	<input type="checkbox"/>	<input type="checkbox"/>	<input type="checkbox"/>
Exemption Code . .	_____	Check box if this individual has more than one exemption number .											
		Check box if this individual is under 18											
		<input type="checkbox"/>	<input type="checkbox"/>	<input type="checkbox"/>	<input type="checkbox"/>	<input type="checkbox"/>	<input type="checkbox"/>	<input type="checkbox"/>	<input type="checkbox"/>	<input type="checkbox"/>	<input type="checkbox"/>	<input type="checkbox"/>	<input type="checkbox"/>
Exemption Code . .	_____	Check box if this individual has more than one exemption number .											
		Check box if this individual is under 18											
		<input type="checkbox"/>	<input type="checkbox"/>	<input type="checkbox"/>	<input type="checkbox"/>	<input type="checkbox"/>	<input type="checkbox"/>	<input type="checkbox"/>	<input type="checkbox"/>	<input type="checkbox"/>	<input type="checkbox"/>	<input type="checkbox"/>	<input type="checkbox"/>
Exemption Code . .	_____	Check box if this individual has more than one exemption number .											
		Check box if this individual is under 18											

DRAFT

Additional Information From 2022 New Jersey Tax Return

Form NJ-1040: Income Tax Resident Return

Other

Continuation Statement

NatureOfPrizeSource	Amount
Robinhood Crypto LLC	1

DO NOT MAIL