

# Gain / Loss report

Prithvi Raj Chigurupati | 2f194278-8b6a-513e-a6fa-da2198b39cca | prith325raj@gmail.com

## About report

This report includes all taxable activity on Coinbase with realized gains or losses. For US customers, Sells and Converts are taxable events that realize gains. This report does not include taxable events like Staking or Coinbase Earn that result in income. Note that this report is provided for informational purposes only, and you are responsible for confirming the accuracy and completeness of the information set forth in the report. For final tax obligations, please consult your tax advisor.

## Summary

Cost Basis Method: **HIFO**

Data source	Long-term	Short-term	Total gains/losses
Coinbase	None	-\$57.14	-\$57.14
<b>Total</b>	<b>None</b>	<b>-\$57.14</b>	<b>-\$57.14</b>

## Report legend

### Short-term

The tax you pay on capital gains or losses depends on how long you hold the asset. If you hold an asset for 1 year or less, you pay the short term capital gains tax rate.

### Long-term


The tax you pay on capital gains or losses depends on how long you hold the asset. If you hold an asset for 1 year and 1 day, or longer, you pay the long term capital gains tax rate.

### Proceeds

The amount of money you received when you sold your cryptocurrency. If you received USD in exchange for your cryptocurrency then the cash you received is your proceeds. If you exchanged one cryptocurrency for another it will be the dollar value of the crypto you received.


## Data source: Coinbase

These are taxable transactions incurring realized gains or losses where Coinbase all relevant data points.

Date Sold	Event	Amount	Proceeds	Cost Basis	Long Term	Short Term	Total Gains/Losses
08/04/2022	 Sold USDT	281.363423	\$275.83	\$287.96	None	-\$12.13	-\$12.13


### Date Acquired (Tax Lots)

08/04/2022	35.709484 USDT	\$35.01	\$37.33	None	-\$2.32
09/05/2021	1.194413 USDT	\$1.17	\$1.22	None	-\$0.05
08/04/2022	244.459526 USDT	\$239.65	\$249.41	None	-\$9.76

Date Sold	Event	Amount	Proceeds	Cost Basis	Long Term	Short Term	Total Gains/Losses
08/04/2022	 Sold USDT	254.24466	\$249.23	\$259.43	None	-\$10.20	-\$10.20


### Date Acquired (Tax Lots)

08/04/2022	254.24466 USDT	\$249.23	\$259.43	None	-\$10.20
------------	----------------	----------	----------	------	----------

Date Sold	Event	Amount	Proceeds	Cost Basis	Long Term	Short Term	Total Gains/Losses
08/11/2022	 Sold BTC	0.00812585	\$197.01	\$205.01	None	-\$8.00	-\$8.00


## Date Acquired (Tax Lots)

09/02/2021	0.00003264 BTC	\$0.79	\$1.62	None	-\$0.83
08/11/2022	0.00809321 BTC	\$196.22	\$203.39	None	-\$7.17

Date Sold	Event	Amount	Proceeds	Cost Basis	Long Term	Short Term	Total Gains/Losses
08/12/2022	 Sold USDT	1343.094039	\$1,337.00	\$1,350.43	None	-\$13.43	-\$13.43

## Date Acquired (Tax Lots)

08/04/2022	0.556278 USDT	\$0.55	\$0.57	None	-\$0.01
08/12/2022	1341.95897 USDT	\$1,335.87	\$1,349.28	None	-\$13.41
08/04/2022	0.578791 USDT	\$0.58	\$0.59	None	-\$0.01

Date Sold	Event	Amount	Proceeds	Cost Basis	Long Term	Short Term	Total Gains/Losses
08/12/2022	 Sold USDT	1341.044709	\$1,335.00	\$1,348.38	None	-\$13.38	-\$13.38

## Date Acquired (Tax Lots)

08/12/2022	1341.044709 USDT	\$1,335.00	\$1,348.38	None	-\$13.38
------------	------------------	------------	------------	------	----------