

Gain / Loss report

Sri Hari Pavan Suryadevara | e31254c2-912c-52a1-b763-d2adc7056c7b | haripavan99@gmail.com

About report

This report includes all taxable activity on Coinbase with realized gains or losses. For US customers, Sells and Converts are taxable events that realize gains. This report does not include taxable events like Staking or Coinbase Earn that result in income. Note that this report is provided for informational purposes only, and you are responsible for confirming the accuracy and completeness of the information set forth in the report. For final tax obligations, please consult your tax advisor.

Summary

Cost Basis Method: **HIFO**

Data source	Long-term	Short-term	Total gains/losses
Coinbase	None	\$826.43	\$826.43
Total	None	\$826.43	\$826.43

Report legend

Short-term

The tax you pay on capital gains or losses depends on how long you hold the asset. If you hold an asset for 1 year or less, you pay the short term capital gains tax rate.

Long-term


The tax you pay on capital gains or losses depends on how long you hold the asset. If you hold an asset for 1 year and 1 day, or longer, you pay the long term capital gains tax rate.

Proceeds

The amount of money you received when you sold your cryptocurrency. If you received USD in exchange for your cryptocurrency then the cash you received is your proceeds. If you exchanged one cryptocurrency for another it will be the dollar value of the crypto you received.


Data source: Coinbase

These are taxable transactions incurring realized gains or losses where Coinbase all relevant data points.

Date Sold	Event	Amount	Proceeds	Cost Basis	Long Term	Short Term	Total Gains/Losses
04/13/2022	 Converted from DOT	84.5546786922	\$1,498.31	\$1,844.08	None	-\$345.78	-\$345.78



Date Acquired (Tax Lots)

06/17/2021	61.6977015794 DOT	\$1,093.28	\$1,500.00	None	-\$406.72
06/27/2021	22.8569771128 DOT	\$405.03	\$344.08	None	\$60.94

Date Sold	Event	Amount	Proceeds	Cost Basis	Long Term	Short Term	Total Gains/Losses
04/13/2022	 Converted from DOT	72.8087370484	\$1,300.00	\$1,096.05	None	\$203.95	\$203.95

Date Acquired (Tax Lots)

06/27/2021	72.8087370484 DOT	\$1,300.00	\$1,096.05	None	\$203.95
------------	-------------------	------------	------------	------	----------

Date Sold	Event	Amount	Proceeds	Cost Basis	Long Term	Short Term	Total Gains/Losses
04/20/2022	 Sold APE	113.18857438	\$1,674.67	\$1,374.45	None	\$300.22	\$300.22
Date Acquired (Tax Lots)							
04/13/2022		104.35300244 APE	\$1,543.94	\$1,272.01	None	\$271.93	
04/13/2022		8.83557194 APE	\$130.73	\$102.44	None	\$28.28	
Date Sold	Event	Amount	Proceeds	Cost Basis	Long Term	Short Term	Total Gains/Losses
04/23/2022	 Sold APE	117.40680263	\$2,029.31	\$1,361.27	None	\$668.04	\$668.04
Date Acquired (Tax Lots)							
04/13/2022		117.40680263 APE	\$2,029.31	\$1,361.27	None	\$668.04	