

Gain / Loss report


Sreekanth Jakkani | 89289d76-a07e-5a2d-ab3f-20cc8d09cf57 | srikanthjakkani@gmail.com

About report

This report includes all taxable activity on Coinbase with realized gains or losses. For US customers, Sells and Converts are taxable events that realize gains. This report does not include taxable events like Staking or Coinbase Earn that result in income. Note that this report is provided for informational purposes only, and you are responsible for confirming the accuracy and completeness of the information set forth in the report. For final tax obligations, please consult your tax advisor.

Summary

Cost Basis Method: **HIFO**

Data source	Long-term	Short-term	Total gains/losses
Coinbase	None	\$415.32	\$415.32
 Not Available	None	\$1,734.94	\$1,734.94
Total	None	\$2,150.26	\$2,150.26

Report legend

Short-term

The tax you pay on capital gains or losses depends on how long you hold the asset. If you hold an asset for 1 year or less, you pay the short term capital gains tax rate.

Long-term


The tax you pay on capital gains or losses depends on how long you hold the asset. If you hold an asset for 1 year and 1 day, or longer, you pay the long term capital gains tax rate.

Proceeds

The amount of money you received when you sold your cryptocurrency. If you received USD in exchange for your cryptocurrency then the cash you received is your proceeds. If you exchanged one cryptocurrency for another it will be the dollar value of the crypto you received.

Some data not available

Why?

When you transfer crypto to Coinbase and you acquired it elsewhere, Coinbase does not have a record of the asset's original cost basis and/or date acquired. For these transactions, we indicate that these data points are not available with .


How to treat these transactions

We estimate your gains/losses for these transactions by assuming \$0 cost basis and treating your date received as date acquired. Before filing your taxes, work with your tax professional or follow our guide to prepare these data points to accurately report your gains or losses.

Section 1


Data source: Coinbase

These are taxable transactions incurring realized gains or losses where Coinbase all relevant data points.

Date Sold	Event	Amount	Proceeds	Cost Basis	Long Term	Short Term	Total Gains/Losses
05/15/2022	 Sold WLUNA	4818163.08145794	\$1,083.61	\$482.23	None	\$601.38	\$601.38


Date Acquired (Tax Lots)

05/13/2022	2077156.5899317 WLUNA	\$467.15	\$250.00	None	\$217.15
05/13/2022	2741006.49152624 WLUNA	\$616.46	\$232.23	None	\$384.22

Date Sold	Event	Amount	Proceeds	Cost Basis	Long Term	Short Term	Total Gains/Losses
05/19/2022	 Sold SPELL	355223.88059701	\$452.63	\$500.00	None	-\$47.37	-\$47.37


Date Acquired (Tax Lots)

05/16/2022	355223.88059701 SPELL	\$452.63	\$500.00	None	-\$47.37
------------	-----------------------	----------	----------	------	----------

Date Sold	Event	Amount	Proceeds	Cost Basis	Long Term	Short Term	Total Gains/Losses
05/20/2022	 Sold WLUNA	6434898.1455488	\$806.77	\$1,017.77	None	-\$211.00	-\$211.00


Date Acquired (Tax Lots)

05/19/2022	3667345.3292416 WLUNA	\$459.79	\$500.00	None	-\$40.21
05/18/2022	2557870.70387692 WLUNA	\$320.69	\$500.00	None	-\$179.31
05/13/2022	209682.11243028 WLUNA	\$26.29	\$17.77	None	\$8.52

Date Sold	Event	Amount	Proceeds	Cost Basis	Long Term	Short Term	Total Gains/Losses
06/08/2022	 Sold BLZ	10085.08278082	\$1,672.39	\$800.00	None	\$872.39	\$872.39




Date Acquired (Tax Lots)

05/21/2022	5978.15799054 BLZ	\$991.35	\$500.00	None	\$491.35
05/23/2022	4106.92479028 BLZ	\$681.04	\$300.00	None	\$381.04


Date Sold	Event	Amount	Proceeds	Cost Basis	Long Term	Short Term	Total Gains/Losses
06/15/2022	 Sold ALGO	5041.201492	\$1,471.76	\$1,700.00	None	-\$228.24	-\$228.24

Date Acquired (Tax Lots)

06/12/2022	1604.210101 ALGO	\$468.34	\$500.00	None	-\$31.66
06/13/2022	667.449271 ALGO	\$194.86	\$200.00	None	-\$5.14
06/11/2022	2769.54212 ALGO	\$808.56	\$1,000.00	None	-\$191.44

Date Sold	Event	Amount	Proceeds	Cost Basis	Long Term	Short Term	Total Gains/Losses
06/15/2022	 Sold NCT	49333.10694631	\$850.10	\$1,250.00	None	-\$399.90	-\$399.90
Date Acquired (Tax Lots)							
06/13/2022		13288.33082691 NCT	\$228.98	\$250.00	None	-\$21.02	
06/03/2022		36044.7761194 NCT	\$621.12	\$1,000.00	None	-\$378.88	
Date Sold	Event	Amount	Proceeds	Cost Basis	Long Term	Short Term	Total Gains/Losses
06/21/2022	 Sold DOGE	35647.48417885	\$2,191.35	\$2,000.00	None	\$191.35	\$191.35
Date Acquired (Tax Lots)							
06/16/2022		26145.68171666 DOGE	\$1,607.25	\$1,500.00	None	\$107.25	
06/18/2022		9501.80246219 DOGE	\$584.10	\$500.00	None	\$84.10	
Date Sold	Event	Amount	Proceeds	Cost Basis	Long Term	Short Term	Total Gains/Losses
06/30/2022	 Sold SPELL	509300.04307668	\$461.67	\$500.00	None	-\$38.33	-\$38.33
Date Acquired (Tax Lots)							
06/29/2022		509300.04307668 SPELL	\$461.67	\$500.00	None	-\$38.33	

Date Sold	Event	Amount	Proceeds	Cost Basis	Long Term	Short Term	Total Gains/Losses
07/01/2022	 Sold VGX	3476.83695397	\$870.24	\$1,000.00	None	-\$129.76	-\$129.76
Date Acquired (Tax Lots)							
07/01/2022		3476.83695397 VGX	\$870.24	\$1,000.00	None	-\$129.76	
Date Sold	Event	Amount	Proceeds	Cost Basis	Long Term	Short Term	Total Gains/Losses
07/18/2022	 Sold XLM	9124.7321223	\$1,013.38	\$1,000.00	None	\$13.38	\$13.38
Date Acquired (Tax Lots)							
07/14/2022		9124.7321223 XLM	\$1,013.38	\$1,000.00	None	\$13.38	
Date Sold	Event	Amount	Proceeds	Cost Basis	Long Term	Short Term	Total Gains/Losses
07/18/2022	 Sold UNI	137.55335034	\$969.77	\$1,000.00	None	-\$30.23	-\$30.23
Date Acquired (Tax Lots)							
07/14/2022		137.55335034 UNI	\$969.77	\$1,000.00	None	-\$30.23	
Date Sold	Event	Amount	Proceeds	Cost Basis	Long Term	Short Term	Total Gains/Losses
07/21/2022	 Converted from FIDA	717.171021	\$399.39	\$498.64	None	-\$99.25	-\$99.25
Date Acquired (Tax Lots)							
07/17/2022		717.171021 FIDA	\$399.39	\$498.64	None	-\$99.25	


Date Sold	Event	Amount	Proceeds	Cost Basis	Long Term	Short Term	Total Gains/Losses
07/29/2022	 Sold VGX	3702.99049774	\$1,420.90	\$1,500.00	None	-\$79.10	-\$79.10
Date Acquired (Tax Lots)							
07/26/2022		3702.99049774 VGX	\$1,420.90	\$1,500.00	None	-\$79.10	

Section 2

Data source: Not available

These are taxable transactions incurring realized gains or losses where the cost basis is unavailable.

⚠ For these transactions Coinbase does not have a cost basis on record. We estimate your gains/losses for these transactions by assuming \$0 cost basis and treating your date received as date acquired.

Date Sold	Event	Amount	Proceeds	Cost Basis	Long Term	Short Term	Total Gains/Losses
06/30/2022	 Sold ETH	1.67366406	\$1,734.94	\$0.00	None	\$1,734.94	\$1,734.94
Date Acquired (Tax Lots)							
	⚠ 06/30/2022	1.67366406 ETH	\$1,734.94	\$0.00	None	\$1,734.94	