

# Gain / Loss report

Venkata Goli | 9907401d-0063-518d-9b7f-776abf75b289 | bloomcar2@aol.com

## About report

This report includes all taxable activity on Coinbase with realized gains or losses. For US customers, Sells and Converts are taxable events that realize gains. This report does not include taxable events like Staking or Coinbase Earn that result in income. Note that this report is provided for informational purposes only, and you are responsible for confirming the accuracy and completeness of the information set forth in the report. For final tax obligations, please consult your tax advisor.

## Summary

Cost Basis Method: **HIFO**

Data source	Long-term	Short-term	Total gains/losses
Coinbase	None	\$50.75	\$50.75
<b>Total</b>	<b>None</b>	<b>\$50.75</b>	<b>\$50.75</b>

## Report legend

### Short-term

The tax you pay on capital gains or losses depends on how long you hold the asset. If you hold an asset for 1 year or less, you pay the short term capital gains tax rate.

### Long-term



The tax you pay on capital gains or losses depends on how long you hold the asset. If you hold an asset for 1 year and 1 day, or longer, you pay the long term capital gains tax rate.


### Proceeds

The amount of money you received when you sold your cryptocurrency. If you received USD in exchange for your cryptocurrency then the cash you received is your proceeds. If you exchanged one cryptocurrency for another it will be the dollar value of the crypto you received.

## Data source: Coinbase


These are taxable transactions incurring realized gains or losses where Coinbase all relevant data points.

Date Sold	Event	Amount	Proceeds	Cost Basis	Long Term	Short Term	Total Gains/Losses
02/11/2022	 Converted from GRT	1.43266475	\$0.65	\$1.00	None	-\$0.35	-\$0.35
Date Acquired (Tax Lots)							
	12/25/2021	1.43266475 GRT	\$0.65	\$1.00	None	-\$0.35	
Date Sold	Event	Amount	Proceeds	Cost Basis	Long Term	Short Term	Total Gains/Losses
02/21/2022	 Converted from MATIC	25.77904284	\$41.05	\$50.00	None	-\$8.95	-\$8.95
Date Acquired (Tax Lots)							
	02/17/2022	25.77904284 MATIC	\$41.05	\$50.00	None	-\$8.95	

Date Sold	Event	Amount	Proceeds	Cost Basis	Long Term	Short Term	Total Gains/Losses
02/28/2022	 Converted from RNDR	52.4529735	\$134.02	\$143.13	None	-\$9.11	-\$9.11


## Date Acquired (Tax Lots)

02/11/2022	0.3294892915980231 RNDR	\$0.84	\$0.99	None	-\$0.15
02/21/2022	14.9011104852059307 RNDR	\$38.07	\$40.16	None	-\$2.09
02/19/2022	36.56339514 RNDR	\$93.42	\$100.00	None	-\$6.58
02/11/2022	0.3294892915980231 RNDR	\$0.84	\$0.99	None	-\$0.15
02/11/2022	0.3294892915980231 RNDR	\$0.84	\$0.99	None	-\$0.15

Date Sold	Event	Amount	Proceeds	Cost Basis	Long Term	Short Term	Total Gains/Losses
02/28/2022	 Converted from CRO	230.81626778	\$102.67	\$100.00	None	\$2.67	\$2.67


## Date Acquired (Tax Lots)

02/21/2022	230.81626778 CRO	\$102.67	\$100.00	None	\$2.67
------------	------------------	----------	----------	------	--------

Date Sold	Event	Amount	Proceeds	Cost Basis	Long Term	Short Term	Total Gains/Losses
03/24/2022	 Converted from ICP	10.38961039	\$200.05	\$199.22	None	\$0.83	\$0.83


## Date Acquired (Tax Lots)

03/24/2022	10.38961039 ICP	\$200.05	\$199.22	None	\$0.83
------------	-----------------	----------	----------	------	--------

Date Sold	Event	Amount	Proceeds	Cost Basis	Long Term	Short Term	Total Gains/Losses
03/29/2022	 Converted from MATIC	178.14869005	\$300.06	\$280.47	None	\$19.59	\$19.59


## Date Acquired (Tax Lots)

02/28/2022	83.890937 MATIC	\$141.30	\$130.47	None	\$10.83
02/25/2022	94.25775305 MATIC	\$158.76	\$150.00	None	\$8.76

Date Sold	Event	Amount	Proceeds	Cost Basis	Long Term	Short Term	Total Gains/Losses
03/30/2022	 Converted from ICP	15.68546496	\$346.88	\$300.78	None	\$46.11	\$46.11


## Date Acquired (Tax Lots)

03/24/2022	15.68546496 ICP	\$346.88	\$300.78	None	\$46.11
------------	-----------------	----------	----------	------	---------

Date Sold	Event	Amount	Proceeds	Cost Basis	Long Term	Short Term	Total Gains/Losses
04/01/2022	 Converted from MATIC	200.13474222	\$342.23	\$339.64	None	\$2.59	\$2.59


## Date Acquired (Tax Lots)

03/30/2022	200.13474222 MATIC	\$342.23	\$339.64	None	\$2.59
------------	--------------------	----------	----------	------	--------

Date Sold	Event	Amount	Proceeds	Cost Basis	Long Term	Short Term	Total Gains/Losses
04/01/2022	 Converted from SKL	7.68344218	\$2.14	\$0.99	None	\$1.15	\$1.15




## Date Acquired (Tax Lots)

03/02/2022	7.68344218 SKL	\$2.14	\$0.99	None	\$1.15
------------	----------------	--------	--------	------	--------

Date Sold	Event	Amount	Proceeds	Cost Basis	Long Term	Short Term	Total Gains/Losses
04/02/2022	 Sold SOL	17.085882615	\$2,281.99	\$1,785.34	None	\$496.65	\$496.65

## Date Acquired (Tax Lots)

02/28/2022	1.006188406 SOL	\$134.39	\$100.57	None	\$33.82
03/24/2022	1.897227203 SOL	\$253.39	\$196.15	None	\$57.24
02/16/2022	1.903017676 SOL	\$254.17	\$200.00	None	\$54.17
03/05/2022	1 SOL	\$133.56	\$93.18	None	\$40.38
04/01/2022	0.015369315 SOL	\$2.05	\$2.10	None	-\$0.05
02/21/2022	1.019032779 SOL	\$136.10	\$100.00	None	\$36.10
03/29/2022	2.693872803 SOL	\$359.79	\$293.50	None	\$66.30
03/07/2022	3 SOL	\$400.68	\$264.44	None	\$136.24
02/25/2022	2.0896477 SOL	\$279.09	\$200.00	None	\$79.09
04/01/2022	2.461526733 SOL	\$328.76	\$335.40	None	-\$6.63

Date Sold	Event	Amount	Proceeds	Cost Basis	Long Term	Short Term	Total Gains/Losses
04/09/2022	 Sold SPELL	44125.2716462	\$201.52	\$200.00	None	\$1.52	\$1.52
Date Acquired (Tax Lots)							
04/02/2022		44125.2716462 SPELL	\$201.52	\$200.00	None	\$1.52	
Date Sold	Event	Amount	Proceeds	Cost Basis	Long Term	Short Term	Total Gains/Losses
04/10/2022	 Converted from MLN	0.01741856	\$1.00	\$0.99	None	\$0.01	\$0.01
Date Acquired (Tax Lots)							
04/10/2022		0.01741856 MLN	\$1.00	\$0.99	None	\$0.01	
Date Sold	Event	Amount	Proceeds	Cost Basis	Long Term	Short Term	Total Gains/Losses
04/11/2022	 Sold SOL	16.822530965	\$1,744.24	\$2,246.20	None	-\$501.96	-\$501.96
Date Acquired (Tax Lots)							
04/09/2022		1.81381649 SOL	\$188.07	\$201.52	None	-\$13.45	
04/10/2022		0.008714475 SOL	\$0.90	\$0.98	None	-\$0.07	
04/02/2022		15 SOL	\$1,555.27	\$2,043.70	None	-\$488.43	