

# Gain / Loss report

Ajaykanth Reddy Satti | b8a9e2fc-57f6-55ac-971e-14fcae21dc3e | ajaykanth.satti@gmail.com

## About report

This report includes all taxable activity on Coinbase with realized gains or losses. For US customers, Sells and Converts are taxable events that realize gains. This report does not include taxable events like Staking or Coinbase Earn that result in income. Note that this report is provided for informational purposes only, and you are responsible for confirming the accuracy and completeness of the information set forth in the report. For final tax obligations, please consult your tax advisor.

## Summary

Cost Basis Method: **HIFO**

| Data source  | Long-term   | Short-term    | Total gains/losses |
|--------------|-------------|---------------|--------------------|
| Coinbase     | None        | \$0.27        | \$0.27             |
| <b>Total</b> | <b>None</b> | <b>\$0.27</b> | <b>\$0.27</b>      |

## Report legend

### Short-term

The tax you pay on capital gains or losses depends on how long you hold the asset. If you hold an asset for 1 year or less, you pay the short term capital gains tax rate.

### Long-term




The tax you pay on capital gains or losses depends on how long you hold the asset. If you hold an asset for 1 year and 1 day, or longer, you pay the long term capital gains tax rate.


### Proceeds

The amount of money you received when you sold your cryptocurrency. If you received USD in exchange for your cryptocurrency then the cash you received is your proceeds. If you exchanged one cryptocurrency for another it will be the dollar value of the crypto you received.

## Data source: Coinbase


These are taxable transactions incurring realized gains or losses where Coinbase all relevant data points.

| Date Sold                | Event  | Amount                  | Proceeds | Cost Basis | Long Term | Short Term | Total Gains/Losses |
|--------------------------|--|-------------------------|----------|------------|-----------|------------|--------------------|
| 01/12/2022               |  Converted from GRT   | 1.56580286              | \$0.93   | \$1.00     | None      | -\$0.07    | -\$0.07            |
| Date Acquired (Tax Lots) |  |                         |          |            |           |            |                    |
|                          | 01/06/2022   | 1.56580286 GRT          | \$0.93   | \$1.00     | None      | -\$0.07    |                    |
| Date Sold                | Event  | Amount                  | Proceeds | Cost Basis | Long Term | Short Term | Total Gains/Losses |
| 02/07/2022               |  Converted from RNDR  | 0.79893475              | \$3.00   | \$2.97     | None      | \$0.03     | \$0.03             |
| Date Acquired (Tax Lots) |  |                         |          |            |           |            |                    |
|                          | 02/07/2022   | 0.2663115808921438 RNDR | \$1.00   | \$0.99     | None      | \$0.01     |                    |
|                          | 02/07/2022   | 0.2663115845539281 RNDR | \$1.00   | \$0.99     | None      | \$0.01     |                    |
|                          | 02/07/2022   | 0.2663115845539281 RNDR | \$1.00   | \$0.99     | None      | \$0.01     |                    |
| Date Sold                | Event  | Amount                  | Proceeds | Cost Basis | Long Term | Short Term | Total Gains/Losses |
| 04/06/2022               |  Converted from SKL | 6.97836706              | \$1.48   | \$0.99     | None      | \$0.49     | \$0.49             |
| Date Acquired (Tax Lots) |  |                         |          |            |           |            |                    |
|                          | 03/25/2022   | 6.97836706 SKL          | \$1.48   | \$0.99     | None      | \$0.49     |                    |

| Date Sold  | Event  | Amount     | Proceeds | Cost Basis | Long Term | Short Term | Total Gains/Losses |
|------------|--|------------|----------|------------|-----------|------------|--------------------|
| 04/06/2022 |  Converted from GRT | 8.93131621 | \$3.81   | \$3.98     | None      | -\$0.17    | -\$0.17            |


## Date Acquired (Tax Lots)

|            |                        |        |        |      |         |
|------------|------------------------|--------|--------|------|---------|
| 03/25/2022 | 2.2328904767221168 GRT | \$0.95 | \$1.00 | None | -\$0.05 |
| 01/06/2022 | 5.4192437E-9 GRT       | \$0.00 | \$0.00 | None | -\$0.00 |
| 03/25/2022 | 2.2348865795060901 GRT | \$0.95 | \$1.00 | None | -\$0.05 |
| 03/25/2022 | 2.2308979364194088 GRT | \$0.95 | \$0.99 | None | -\$0.04 |
| 03/25/2022 | 2.2326412119331406 GRT | \$0.95 | \$0.99 | None | -\$0.04 |

| Date Sold  | Event  | Amount      | Proceeds | Cost Basis | Long Term | Short Term | Total Gains/Losses |
|------------|--|-------------|----------|------------|-----------|------------|--------------------|
| 07/19/2022 |  Converted from GRT | 17.81557744 | \$1.99   | \$2.00     | None      | -\$0.01    | -\$0.01            |




## Date Acquired (Tax Lots)


|            |                         |        |        |      |         |
|------------|-------------------------|--------|--------|------|---------|
| 07/19/2022 | 17.8155774373763199 GRT | \$1.99 | \$2.00 | None | -\$0.01 |
| 03/25/2022 | 2.6236801E-9 GRT        | \$0.00 | \$0.00 | None | -\$0.00 |

| Date Sold  | Event  | Amount       | Proceeds | Cost Basis | Long Term | Short Term | Total Gains/Losses |
|------------|--|--------------|----------|------------|-----------|------------|--------------------|
| 07/19/2022 |  Converted from AMP | 108.45986985 | \$1.00   | \$1.00     | None      | -\$0.00    | -\$0.00            |

## Date Acquired (Tax Lots)

|            |                          |        |        |      |         |
|------------|--------------------------|--------|--------|------|---------|
| 07/19/2022 | 108.4598698469669833 AMP | \$1.00 | \$1.00 | None | \$0.00  |
| 12/22/2021 | 3.0330167E-9 AMP         | \$0.00 | \$0.00 | None | -\$0.00 |

| Date Sold                | Event  | Amount      | Proceeds | Cost Basis | Long Term | Short Term | Total Gains/Losses |
|--------------------------|--|-------------|----------|------------|-----------|------------|--------------------|
| 09/07/2022               |  Converted from NEAR.6857929488486423 |             | \$3.00   | \$3.00     | None      | \$0.00     | \$0.00             |
| Date Acquired (Tax Lots) |  |             |          |            |           |            |                    |
| 09/07/2022               | 0.2288067726804713 NEAR  |             | \$1.00   | \$1.00     | None      | \$0.00     |                    |
| 09/07/2022               | 0.2284930880840855 NEAR  |             | \$1.00   | \$1.00     | None      | \$0.00     |                    |
| 09/07/2022               | 0.2284930880840855 NEAR  |             | \$1.00   | \$1.00     | None      | \$0.00     |                    |
| Date Sold                | Event  | Amount      | Proceeds | Cost Basis | Long Term | Short Term | Total Gains/Losses |
| 09/07/2022               |  Converted from XCN                   | 42.14371171 | \$3.00   | \$3.00     | None      | -\$0.00    | -\$0.00            |
| Date Acquired (Tax Lots) |  |             |          |            |           |            |                    |
| 09/07/2022               | 14.0498770635756937 XCN  |             | \$1.00   | \$1.00     | None      | -\$0.00    |                    |
| 09/07/2022               | 14.0439575872480865 XCN  |             | \$1.00   | \$1.00     | None      | \$0.00     |                    |
| 09/07/2022               | 14.0498770591762198 XCN  |             | \$1.00   | \$1.00     | None      | \$0.00     |                    |
| Date Sold                | Event  | Amount      | Proceeds | Cost Basis | Long Term | Short Term | Total Gains/Losses |
| 09/07/2022               |  Converted from GAL                 | 1.17878201  | \$3.00   | \$3.00     | None      | -\$0.00    | -\$0.00            |
| Date Acquired (Tax Lots) |  |             |          |            |           |            |                    |
| 09/07/2022               | 0.3930045195519748 GAL   |             | \$1.00   | \$1.00     | None      | -\$0.00    |                    |
| 09/07/2022               | 0.3930045132288579 GAL   |             | \$1.00   | \$1.00     | None      | \$0.00     |                    |
| 09/07/2022               | 0.3927729772191673 GAL   |             | \$1.00   | \$1.00     | None      | -\$0.00    |                    |

| Date Sold  | Event   | Amount     | Proceeds | Cost Basis | Long Term | Short Term | Total Gains/Losses |
|------------|---|------------|----------|------------|-----------|------------|--------------------|
| 09/07/2022 |  Converted from SAND | 3.30955401 | \$3.00   | \$3.00     | None      | -\$0.00    | -\$0.00            |

Date Acquired (Tax Lots)

|            |                         |        |        |      |         |
|------------|-------------------------|--------|--------|------|---------|
| 09/07/2022 | 1.1029006286533583 SAND | \$1.00 | \$1.00 | None | -\$0.00 |
| 09/07/2022 | 1.1037527526932834 SAND | \$1.00 | \$1.00 | None | -\$0.00 |
| 09/07/2022 | 1.1029006286533583 SAND | \$1.00 | \$1.00 | None | -\$0.00 |