

Gain / Loss report

sasi kumar kande | 7cdf3a3c-6b1c-50a0-a161-435f7099bdca | shashiguptha1098@gmail.com

About report

This report includes all taxable activity on Coinbase with realized gains or losses. For US customers, Sells and Converts are taxable events that realize gains. This report does not include taxable events like Staking or Coinbase Earn that result in income. Note that this report is provided for informational purposes only, and you are responsible for confirming the accuracy and completeness of the information set forth in the report. For final tax obligations, please consult your tax advisor.

Summary

Cost Basis Method: **HIFO**

Data source	Long-term	Short-term	Total gains/losses
Coinbase	-\$0.12	-\$1,001.72	-\$1,001.85
Total	-\$0.12	-\$1,001.72	-\$1,001.85

Report legend

Short-term

The tax you pay on capital gains or losses depends on how long you hold the asset. If you hold an asset for 1 year or less, you pay the short term capital gains tax rate.

Long-term




The tax you pay on capital gains or losses depends on how long you hold the asset. If you hold an asset for 1 year and 1 day, or longer, you pay the long term capital gains tax rate.

Proceeds


The amount of money you received when you sold your cryptocurrency. If you received USD in exchange for your cryptocurrency then the cash you received is your proceeds. If you exchanged one cryptocurrency for another it will be the dollar value of the crypto you received.


Data source: Coinbase

These are taxable transactions incurring realized gains or losses where Coinbase all relevant data points.

Date Sold	Event	Amount	Proceeds	Cost Basis	Long Term	Short Term	Total Gains/Losses
01/16/2022	 Sold DOGE	6066.7236027	\$1,044.79	\$1,135.48	None	-\$90.69	-\$90.69
Date Acquired (Tax Lots)							
	12/23/2021	6066.7236027 DOGE	\$1,044.79	\$1,135.48	None	-\$90.69	
Date Sold	Event	Amount	Proceeds	Cost Basis	Long Term	Short Term	Total Gains/Losses
01/23/2022	 Sold SPELL	66180.08793243	\$566.29	\$1,044.79	None	-\$478.50	-\$478.50
Date Acquired (Tax Lots)							
	01/16/2022	66180.08793243 SPELL	\$566.29	\$1,044.79	None	-\$478.50	
Date Sold	Event	Amount	Proceeds	Cost Basis	Long Term	Short Term	Total Gains/Losses
01/23/2022	 Sold NCT	8136.23689875	\$533.06	\$566.29	None	-\$33.23	-\$33.23
Date Acquired (Tax Lots)							
	01/23/2022	8136.23689875 NCT	\$533.06	\$566.29	None	-\$33.23	


Date Sold	Event	Amount	Proceeds	Cost Basis	Long Term	Short Term	Total Gains/Losses
01/26/2022	 Sold MCO2	34.49616603	\$329.33	\$533.06	None	-\$203.73	-\$203.73
Date Acquired (Tax Lots)							
01/23/2022		34.49616603 MCO2	\$329.33	\$533.06	None	-\$203.73	
Date Sold	Event	Amount	Proceeds	Cost Basis	Long Term	Short Term	Total Gains/Losses
01/26/2022	 Sold AMP	9998.34696487	\$284.10	\$329.33	None	-\$45.23	-\$45.23
Date Acquired (Tax Lots)							
01/26/2022		9998.34696487 AMP	\$284.10	\$329.33	None	-\$45.23	
Date Sold	Event	Amount	Proceeds	Cost Basis	Long Term	Short Term	Total Gains/Losses
01/28/2022	 Sold DOGE	1989.55223881	\$275.17	\$284.10	None	-\$8.93	-\$8.93
Date Acquired (Tax Lots)							
01/26/2022		1989.55223881 DOGE	\$275.17	\$284.10	None	-\$8.93	
Date Sold	Event	Amount	Proceeds	Cost Basis	Long Term	Short Term	Total Gains/Losses
02/16/2022	 Sold SHPING	10303.68544551	\$281.63	\$275.17	None	\$6.46	\$6.46
Date Acquired (Tax Lots)							
01/28/2022		10303.68544551 SHPING	\$281.63	\$275.17	None	\$6.46	

Date Sold	Event	Amount	Proceeds	Cost Basis	Long Term	Short Term	Total Gains/Losses
03/21/2022	 Sold ACH	4185.27606307	\$165.80	\$281.63	None	-\$115.83	-\$115.83
Date Acquired (Tax Lots)							
02/16/2022	4185.27606307 ACH	\$165.80	\$281.63	None	-\$115.83		

Date Sold	Event	Amount	Proceeds	Cost Basis	Long Term	Short Term	Total Gains/Losses
04/19/2022	 Sold ATOM	0.482805	\$10.09	\$10.31	-\$0.12	-\$0.09	-\$0.22

Date Acquired (Tax Lots)

11/19/2021	0.001141 ATOM	\$0.02	\$0.03	None	-\$0.01
04/04/2022	0.000521 ATOM	\$0.01	\$0.02	None	-\$0.01
03/25/2022	0.000299 ATOM	\$0.01	\$0.01	None	-\$0.00
01/28/2022	0.000552 ATOM	\$0.01	\$0.02	None	-\$0.00
03/14/2021	0.472547 ATOM	\$9.88	\$10.00	-\$0.12	None
01/07/2022	0.000505 ATOM	\$0.01	\$0.02	None	-\$0.01
02/18/2022	0.000277 ATOM	\$0.01	\$0.01	None	-\$0.00
04/15/2022	0.000362 ATOM	\$0.01	\$0.01	None	-\$0.00
02/25/2022	0.000282 ATOM	\$0.01	\$0.01	None	-\$0.00
02/07/2022	0.00051 ATOM	\$0.01	\$0.02	None	-\$0.01
02/11/2022	0.000511 ATOM	\$0.01	\$0.01	None	-\$0.00
12/24/2021	0.000475 ATOM	\$0.01	\$0.01	None	-\$0.00
01/14/2022	0.000217 ATOM	\$0.00	\$0.01	None	-\$0.00
12/31/2021	0.000515 ATOM	\$0.01	\$0.02	None	-\$0.01
12/19/2021	0.000249 ATOM	\$0.01	\$0.01	None	-\$0.00
04/08/2022	0.000257 ATOM	\$0.01	\$0.01	None	-\$0.00
12/03/2021	0.000459 ATOM	\$0.01	\$0.01	None	-\$0.00
03/04/2022	0.000754 ATOM	\$0.02	\$0.02	None	-\$0.01
03/11/2022	0.000594 ATOM	\$0.01	\$0.02	None	-\$0.00
11/12/2021	0.000227 ATOM	\$0.00	\$0.01	None	-\$0.00
01/22/2022	0.000791 ATOM	\$0.02	\$0.03	None	-\$0.01
11/26/2021	0.000442 ATOM	\$0.01	\$0.01	None	-\$0.00
03/19/2022	0.000318 ATOM	\$0.01	\$0.01	None	-\$0.00

Date Sold	Event	Amount	Proceeds	Cost Basis	Long Term	Short Term	Total Gains/Losses
10/31/2022	 Sold SHPING	2916.60933382	\$18.05	\$50.00	None	-\$31.95	-\$31.95
Date Acquired (Tax Lots)							
04/26/2022		2916.60933382 SHPING	\$18.05	\$50.00	None	-\$31.95	