

Gain / Loss report

Gopikrishna Daggupati | 11356d4b-051c-5c07-bed0-4117be1e62d2 | gkdaggupati@gmail.com

About report

This report includes all taxable activity on Coinbase with realized gains or losses. For US customers, Sells and Converts are taxable events that realize gains. This report does not include taxable events like Staking or Coinbase Earn that result in income. Note that this report is provided for informational purposes only, and you are responsible for confirming the accuracy and completeness of the information set forth in the report. For final tax obligations, please consult your tax advisor.

Summary

Cost Basis Method: **HIFO**

Data source	Long-term	Short-term	Total gains/losses
Coinbase	None	-\$9,940.78	-\$9,940.78
Total	None	-\$9,940.78	-\$9,940.78

Report legend

Short-term

The tax you pay on capital gains or losses depends on how long you hold the asset. If you hold an asset for 1 year or less, you pay the short term capital gains tax rate.

Long-term


The tax you pay on capital gains or losses depends on how long you hold the asset. If you hold an asset for 1 year and 1 day, or longer, you pay the long term capital gains tax rate.

Proceeds

The amount of money you received when you sold your cryptocurrency. If you received USD in exchange for your cryptocurrency then the cash you received is your proceeds. If you exchanged one cryptocurrency for another it will be the dollar value of the crypto you received.


Data source: Coinbase

These are taxable transactions incurring realized gains or losses where Coinbase all relevant data points.

Date Sold	Event	Amount	Proceeds	Cost Basis	Long Term	Short Term	Total Gains/Losses
01/05/2022	 Sold ETH	0.26724869	\$955.82	\$1,003.85	None	-\$48.03	-\$48.03


Date Acquired (Tax Lots)

01/03/2022	0.26512614 ETH	\$948.23	\$1,000.00	None	-\$51.77
03/15/2021	0.00212255 ETH	\$7.59	\$3.85	None	\$3.75

Date Sold	Event	Amount	Proceeds	Cost Basis	Long Term	Short Term	Total Gains/Losses
01/17/2022	 Sold ETH	0.28095604	\$901.43	\$956.00	None	-\$54.57	-\$54.57

Date Acquired (Tax Lots)




01/06/2022	0.28095604 ETH	\$901.43	\$956.00	None	-\$54.57
------------	----------------	----------	----------	------	----------




Date Sold	Event	Amount	Proceeds	Cost Basis	Long Term	Short Term	Total Gains/Losses
01/17/2022	 Sold USDT	195.951471	\$192.04	\$200.00	None	-\$7.96	-\$7.96




Date Acquired (Tax Lots)




01/17/2022	195.951471 USDT	\$192.04	\$200.00	None	-\$7.96
------------	-----------------	----------	----------	------	---------


Date Sold	Event	Amount	Proceeds	Cost Basis	Long Term	Short Term	Total Gains/Losses
01/26/2022	 Sold AXS	19.73670296	\$983.79	\$1,000.00	None	-\$16.21	-\$16.21
Date Acquired (Tax Lots)							
01/24/2022		19.73670296 AXS	\$983.79	\$1,000.00	None	-\$16.21	
Date Sold	Event	Amount	Proceeds	Cost Basis	Long Term	Short Term	Total Gains/Losses
02/08/2022	 Sold AXS	19.42722954	\$1,209.25	\$984.00	None	\$225.25	\$225.25
Date Acquired (Tax Lots)							
01/27/2022		19.42722954 AXS	\$1,209.25	\$984.00	None	\$225.25	
Date Sold	Event	Amount	Proceeds	Cost Basis	Long Term	Short Term	Total Gains/Losses
03/28/2022	 Sold ADA	884.938523	\$1,074.22	\$1,000.00	None	\$74.22	\$74.22
Date Acquired (Tax Lots)							
03/25/2022		884.938523 ADA	\$1,074.22	\$1,000.00	None	\$74.22	
Date Sold	Event	Amount	Proceeds	Cost Basis	Long Term	Short Term	Total Gains/Losses
03/28/2022	 Sold CRO	1993.70077227	\$982.97	\$1,000.00	None	-\$17.03	-\$17.03
Date Acquired (Tax Lots)							
02/07/2022		1993.70077227 CRO	\$982.97	\$1,000.00	None	-\$17.03	

Date Sold	Event	Amount	Proceeds	Cost Basis	Long Term	Short Term	Total Gains/Losses
03/28/2022	 Sold DESO	50.011392086	\$2,653.79	\$2,000.00	None	\$653.79	\$653.79
Date Acquired (Tax Lots)							
03/28/2022		50.011392086 DESO	\$2,653.79	\$2,000.00	None	\$653.79	
Date Sold	Event	Amount	Proceeds	Cost Basis	Long Term	Short Term	Total Gains/Losses
03/28/2022	 Sold DESO	35.490262845	\$2,504.08	\$2,000.00	None	\$504.08	\$504.08
Date Acquired (Tax Lots)							
03/28/2022		35.490262845 DESO	\$2,504.08	\$2,000.00	None	\$504.08	
Date Sold	Event	Amount	Proceeds	Cost Basis	Long Term	Short Term	Total Gains/Losses
03/29/2022	 Sold APE	152.04413145	\$2,101.87	\$2,000.00	None	\$101.87	\$101.87
Date Acquired (Tax Lots)							
03/22/2022		80.91399911 APE	\$1,118.56	\$1,000.00	None	\$118.56	
03/24/2022		71.13013234 APE	\$983.31	\$1,000.00	None	-\$16.69	

Date Sold	Event	Amount	Proceeds	Cost Basis	Long Term	Short Term	Total Gains/Losses
04/20/2022	 Sold OGN	1762.30563802	\$1,129.25	\$1,300.00	None	-\$170.75	-\$170.75
Date Acquired (Tax Lots)							
03/30/2022		1762.30563802 OGN	\$1,129.25	\$1,300.00	None	-\$170.75	
Date Sold	Event	Amount	Proceeds	Cost Basis	Long Term	Short Term	Total Gains/Losses
04/20/2022	 Sold SUKU	5862.39251067	\$1,308.74	\$2,000.00	None	-\$691.26	-\$691.26
Date Acquired (Tax Lots)							
03/29/2022		5862.39251067 SUKU	\$1,308.74	\$2,000.00	None	-\$691.26	
Date Sold	Event	Amount	Proceeds	Cost Basis	Long Term	Short Term	Total Gains/Losses
04/29/2022	 Sold APE	151.03181984	\$3,241.43	\$2,455.00	None	\$786.43	\$786.43
Date Acquired (Tax Lots)							
04/20/2022		69.80105405 APE	\$1,498.06	\$1,147.00	None	\$351.06	
04/20/2022		81.23076579 APE	\$1,743.37	\$1,308.00	None	\$435.37	


Date Sold	Event	Amount	Proceeds	Cost Basis	Long Term	Short Term	Total Gains/Losses
04/30/2022	 Sold RARI	145.83314504	\$896.22	\$2,000.00	None	-\$1,103.78	-\$1,103.78
Date Acquired (Tax Lots)							
	03/28/2022	145.83314504 RARI	\$896.22	\$2,000.00	None	-\$1,103.78	
Date Sold	Event	Amount	Proceeds	Cost Basis	Long Term	Short Term	Total Gains/Losses
04/30/2022	 Sold REQ	3043.1487987	\$579.45	\$1,093.00	None	-\$513.55	-\$513.55
Date Acquired (Tax Lots)							
	01/17/2022	533.70409772 REQ	\$101.62	\$193.00	None	-\$91.38	
	01/17/2022	2509.44470098 REQ	\$477.83	\$900.00	None	-\$422.17	
Date Sold	Event	Amount	Proceeds	Cost Basis	Long Term	Short Term	Total Gains/Losses
05/02/2022	 Sold GST	260.162805593	\$1,531.52	\$1,475.00	None	\$56.52	\$56.52
Date Acquired (Tax Lots)							
	04/30/2022	260.162805593 GST	\$1,531.52	\$1,475.00	None	\$56.52	

Date Sold	Event	Amount	Proceeds	Cost Basis	Long Term	Short Term	Total Gains/Losses
05/03/2022	 Sold PLU	101.36102157	\$1,252.37	\$1,500.00	None	-\$247.63	-\$247.63
Date Acquired (Tax Lots)							
05/02/2022		101.36102157 PLU	\$1,252.37	\$1,500.00	None	-\$247.63	
Date Sold	Event	Amount	Proceeds	Cost Basis	Long Term	Short Term	Total Gains/Losses
05/09/2022	 Sold APE	130.51237864	\$1,196.32	\$3,242.00	None	-\$2,045.68	-\$2,045.68
Date Acquired (Tax Lots)							
04/30/2022		130.51237864 APE	\$1,196.32	\$3,242.00	None	-\$2,045.68	
Date Sold	Event	Amount	Proceeds	Cost Basis	Long Term	Short Term	Total Gains/Losses
05/09/2022	 Sold SHIB	82569573.04744408	\$1,216.02	\$3,694.00	None	-\$2,477.98	-\$2,477.98
Date Acquired (Tax Lots)							
11/25/2021		65032780.02510806 SHIB	\$957.75	\$2,839.00	None	-\$1,881.25	
11/25/2021		17536793.02233602 SHIB	\$258.27	\$855.00	None	-\$596.73	

Date Sold	Event	Amount	Proceeds	Cost Basis	Long Term	Short Term	Total Gains/Losses
05/10/2022	 Sold APE	211.62550074	\$1,893.50	\$2,000.00	None	-\$106.50	-\$106.50


Date Acquired (Tax Lots)

05/10/2022	211.62550074 APE	\$1,893.50	\$2,000.00	None	-\$106.50
------------	------------------	------------	------------	------	-----------

Date Sold	Event	Amount	Proceeds	Cost Basis	Long Term	Short Term	Total Gains/Losses
05/11/2022	 Sold SOL	6.085402102	\$315.52	\$956.00	None	-\$640.48	-\$640.48


Date Acquired (Tax Lots)

01/06/2022	6.085402102 SOL	\$315.52	\$956.00	None	-\$640.48
------------	-----------------	----------	----------	------	-----------

Date Sold	Event	Amount	Proceeds	Cost Basis	Long Term	Short Term	Total Gains/Losses
05/11/2022	 Sold GTC	121.6964459	\$289.40	\$1,209.00	None	-\$919.60	-\$919.60


Date Acquired (Tax Lots)

02/09/2022	121.6964459 GTC	\$289.40	\$1,209.00	None	-\$919.60
------------	-----------------	----------	------------	------	-----------

Date Sold	Event	Amount	Proceeds	Cost Basis	Long Term	Short Term	Total Gains/Losses
05/12/2022	 Sold APE	249.1956172	\$2,144.23	\$2,000.00	None	\$144.23	\$144.23


Date Acquired (Tax Lots)

05/12/2022	249.1956172 APE	\$2,144.23	\$2,000.00	None	\$144.23
------------	-----------------	------------	------------	------	----------

Date Sold	Event	Amount	Proceeds	Cost Basis	Long Term	Short Term	Total Gains/Losses
05/12/2022	 Sold GAL	375.48108514	\$1,780.51	\$2,000.00	None	-\$219.49	-\$219.49


Date Acquired (Tax Lots)

05/12/2022	375.48108514 GAL	\$1,780.51	\$2,000.00	None	-\$219.49
------------	------------------	------------	------------	------	-----------

Date Sold	Event	Amount	Proceeds	Cost Basis	Long Term	Short Term	Total Gains/Losses
05/14/2022	 Sold SHIB	151334581.84363384	\$1,739.17	\$2,000.00	None	-\$260.83	-\$260.83


Date Acquired (Tax Lots)

05/13/2022	151334581.84363384 SHIB	\$1,739.17	\$2,000.00	None	-\$260.83
------------	-------------------------	------------	------------	------	-----------

Date Sold	Event	Amount	Proceeds	Cost Basis	Long Term	Short Term	Total Gains/Losses
05/14/2022	 Sold APE	220.9674123	\$1,631.70	\$2,000.00	None	-\$368.30	-\$368.30




Date Acquired (Tax Lots)




05/13/2022	220.9674123 APE	\$1,631.70	\$2,000.00	None	-\$368.30
------------	-----------------	------------	------------	------	-----------


Date Sold	Event	Amount	Proceeds	Cost Basis	Long Term	Short Term	Total Gains/Losses
06/10/2022	 Sold APE	438.03168457	\$2,248.41	\$3,000.00	None	-\$751.59	-\$751.59

Date Acquired (Tax Lots)

05/30/2022	438.03168457 APE	\$2,248.41	\$3,000.00	None	-\$751.59
------------	------------------	------------	------------	------	-----------

Date Sold	Event	Amount	Proceeds	Cost Basis	Long Term	Short Term	Total Gains/Losses
07/28/2022	 Sold APE	414.77962658	\$2,883.40	\$2,500.00	None	\$383.40	\$383.40
Date Acquired (Tax Lots)							
	07/18/2022	414.77962658 APE	\$2,883.40	\$2,500.00	None	\$383.40	
Date Sold	Event	Amount	Proceeds	Cost Basis	Long Term	Short Term	Total Gains/Losses
08/05/2022	 Sold AUCTION	17.531	\$180.26	\$199.60	None	-\$19.34	-\$19.34
Date Acquired (Tax Lots)							
	08/05/2022	16.217 AUCTION	\$166.75	\$184.64	None	-\$17.89	
	08/05/2022	1.314 AUCTION	\$13.51	\$14.96	None	-\$1.45	
Date Sold	Event	Amount	Proceeds	Cost Basis	Long Term	Short Term	Total Gains/Losses
09/06/2022	 Sold GAL	452.40040974	\$1,148.74	\$2,000.00	None	-\$851.26	-\$851.26
Date Acquired (Tax Lots)							
	07/31/2022	452.40040974 GAL	\$1,148.74	\$2,000.00	None	-\$851.26	

Date Sold	Event	Amount	Proceeds	Cost Basis	Long Term	Short Term	Total Gains/Losses
09/06/2022	 Sold ELA	343.35477273	\$590.29	\$980.00	None	-\$389.71	-\$389.71
Date Acquired (Tax Lots)							
08/05/2022		283.3748665 ELA	\$487.17	\$800.00	None	-\$312.83	
08/05/2022		59.97990623 ELA	\$103.12	\$180.00	None	-\$76.88	
Date Sold	Event	Amount	Proceeds	Cost Basis	Long Term	Short Term	Total Gains/Losses
09/10/2022	 Sold MKR	2.34184429	\$1,798.10	\$1,742.00	None	\$56.10	\$56.10
Date Acquired (Tax Lots)							
09/08/2022		2.34184429 MKR	\$1,798.10	\$1,742.00	None	\$56.10	
Date Sold	Event	Amount	Proceeds	Cost Basis	Long Term	Short Term	Total Gains/Losses
09/12/2022	 Sold MIR	4369.27962789	\$1,024.86	\$1,798.00	None	-\$773.14	-\$773.14
Date Acquired (Tax Lots)							
09/10/2022		4369.27962789 MIR	\$1,024.86	\$1,798.00	None	-\$773.14	

Date Sold	Event	Amount	Proceeds	Cost Basis	Long Term	Short Term	Total Gains/Losses
09/13/2022	 Sold ALEPH	5387.61225568	\$792.99	\$1,025.00	None	-\$232.01	-\$232.01
Date Acquired (Tax Lots)							
	09/12/2022	5387.61225568 ALEPH	\$792.99	\$1,025.00	None	-\$232.01	