

Gain / Loss report

Yaswanth Yathaluru | 1b3b4481-8558-59d3-a4d7-4a9886f2d468 | yaswanthsan7@gmail.com

About report

This report includes all taxable activity on Coinbase with realized gains or losses. For US customers, Sells and Converts are taxable events that realize gains. This report does not include taxable events like Staking or Coinbase Earn that result in income. Note that this report is provided for informational purposes only, and you are responsible for confirming the accuracy and completeness of the information set forth in the report. For final tax obligations, please consult your tax advisor.

Summary

Cost Basis Method: **HIFO**

Data source	Long-term	Short-term	Total gains/losses
Coinbase	None	-\$396.51	-\$396.51
Total	None	-\$396.51	-\$396.51

Report legend

Short-term

The tax you pay on capital gains or losses depends on how long you hold the asset. If you hold an asset for 1 year or less, you pay the short term capital gains tax rate.

Long-term



The tax you pay on capital gains or losses depends on how long you hold the asset. If you hold an asset for 1 year and 1 day, or longer, you pay the long term capital gains tax rate.


Proceeds

The amount of money you received when you sold your cryptocurrency. If you received USD in exchange for your cryptocurrency then the cash you received is your proceeds. If you exchanged one cryptocurrency for another it will be the dollar value of the crypto you received.

Data source: Coinbase


These are taxable transactions incurring realized gains or losses where Coinbase all relevant data points.

Date Sold	Event	Amount	Proceeds	Cost Basis	Long Term	Short Term	Total Gains/Losses
01/21/2022	 Converted from SHIB	18378432.61668261	\$453.03	\$581.85	None	-\$128.82	-\$128.82
Date Acquired (Tax Lots)							
	12/18/2021	18352836.66656735 SHIB	\$452.40	\$580.87	None	-\$128.47	
	12/24/2021	25595.95011526 SHIB	\$0.63	\$0.98	None	-\$0.35	
Date Sold	Event	Amount	Proceeds	Cost Basis	Long Term	Short Term	Total Gains/Losses
02/01/2022	 Converted from JASMY	66.4281211	\$3.09	\$2.99	None	\$0.10	\$0.10
Date Acquired (Tax Lots)							
	01/28/2022	22.1680336934897929 JASMY	\$1.03	\$0.99	None	\$0.04	
	01/28/2022	22.1043324491600354 JASMY	\$1.03	\$1.00	None	\$0.03	
	01/28/2022	22.1557549573501717 JASMY	\$1.03	\$1.00	None	\$0.03	

Date Sold	Event	Amount	Proceeds	Cost Basis	Long Term	Short Term	Total Gains/Losses
02/05/2022	 Converted from RNDR	0.78912787	\$3.00	\$2.97	None	\$0.03	\$0.03


Date Acquired (Tax Lots)

02/05/2022	0.2631578859070475 RNDR	\$1.00	\$0.99	None	\$0.01
02/05/2022	0.2631578947368421 RNDR	\$1.00	\$0.99	None	\$0.01
02/05/2022	0.2628120893561104 RNDR	\$1.00	\$0.99	None	\$0.01

Date Sold	Event	Amount	Proceeds	Cost Basis	Long Term	Short Term	Total Gains/Losses
03/28/2022	 Converted from SKL	5.97371565	\$1.00	\$0.99	None	\$0.01	\$0.01




Date Acquired (Tax Lots)


03/28/2022	5.97371565 SKL	\$1.00	\$0.99	None	\$0.01
------------	----------------	--------	--------	------	--------

Date Sold	Event	Amount	Proceeds	Cost Basis	Long Term	Short Term	Total Gains/Losses
04/07/2022	 Converted from MLN	0.01749169	\$1.00	\$0.99	None	\$0.01	\$0.01

Date Acquired (Tax Lots)


04/07/2022	0.01749169 MLN	\$1.00	\$0.99	None	\$0.01
------------	----------------	--------	--------	------	--------

Date Sold	Event	Amount	Proceeds	Cost Basis	Long Term	Short Term	Total Gains/losses
05/12/2022	 Converted from YFI	0.01563676	\$174.84	\$442.35	None	-\$267.51	-\$267.51
Date Acquired (Tax Lots)							
	01/21/2022	0.01563676 YFI	\$174.84	\$442.35	None	-\$267.51	
Date Sold	Event	Amount	Proceeds	Cost Basis	Long Term	Short Term	Total Gains/losses
05/22/2022	 Converted from AMP	77.07129094	\$1.01	\$1.00	None	\$0.01	\$0.01
Date Acquired (Tax Lots)							
	05/21/2022	77.07129094 AMP	\$1.01	\$1.00	None	\$0.01	
Date Sold	Event	Amount	Proceeds	Cost Basis	Long Term	Short Term	Total Gains/losses
05/22/2022	 Converted from GRT	13.02507326	\$2.08	\$2.00	None	\$0.08	\$0.08
Date Acquired (Tax Lots)							
	05/21/2022	13.0250732570325901 GRT	\$2.08	\$2.00	None	\$0.08	
	12/24/2021	2.9674099E-9 GRT	\$0.00	\$0.00	None	-\$0.00	

Date Sold	Event	Amount	Proceeds	Cost Basis	Long Term	Short Term	Total Gains/Losses
05/27/2022	 Converted from MINA	3.507405585	\$3.00	\$3.00	None	\$0.00	\$0.00


Date Acquired (Tax Lots)

05/27/2022	1.169590643 MINA	\$1.00	\$1.00	None	\$0.00
05/27/2022	1.169590643 MINA	\$1.00	\$1.00	None	\$0.00
05/27/2022	1.168224299 MINA	\$1.00	\$1.00	None	\$0.00

Date Sold	Event	Amount	Proceeds	Cost Basis	Long Term	Short Term	Total Gains/Losses
06/07/2022	 Converted from ERN	1.67130919	\$3.00	\$3.00	None	\$0.00	\$0.00


Date Acquired (Tax Lots)

06/07/2022	0.5571030640668524 ERN	\$1.00	\$1.00	None	\$0.00
06/07/2022	0.5571030618662952 ERN	\$1.00	\$1.00	None	\$0.00
06/07/2022	0.5571030640668524 ERN	\$1.00	\$1.00	None	\$0.00

Date Sold	Event	Amount	Proceeds	Cost Basis	Long Term	Short Term	Total Gains/Losses
10/17/2022	 Converted from 00	6.92895134	\$3.00	\$3.01	None	-\$0.01	-\$0.01


Date Acquired (Tax Lots)

10/17/2022	2.3129409043598936 00	\$1.00	\$1.01	None	-\$0.01
10/17/2022	2.3102691398134981 00	\$1.00	\$1.00	None	\$0.00
10/17/2022	2.3057412958266083 00	\$1.00	\$1.00	None	-\$0.00

Date Sold	Event	Amount	Proceeds	Cost Basis	Long Term	Short Term	Total Gains/Losses
10/17/2022	 Converted from GAL	1.23504274	\$2.89	\$2.99	None	-\$0.11	-\$0.11

Date Acquired (Tax Lots)

09/05/2022	0.4126263668248401 GAL	\$0.96	\$1.00	None	-\$0.04
09/05/2022	0.4127115146512588 GAL	\$0.96	\$1.00	None	-\$0.04
09/05/2022	0.4097048585239011 GAL	\$0.96	\$0.99	None	-\$0.03

Date Sold	Event	Amount	Proceeds	Cost Basis	Long Term	Short Term	Total Gains/Losses
10/17/2022	 Converted from XCN	42.10230874	\$2.68	\$3.00	None	-\$0.32	-\$0.32

Date Acquired (Tax Lots)

09/07/2022	14.0350877111710655 XCN	\$0.89	\$1.00	None	-\$0.11
09/07/2022	14.0331181588548976 XCN	\$0.89	\$1.00	None	-\$0.11
09/07/2022	14.0341028699740369 XCN	\$0.89	\$1.00	None	-\$0.11