

Gain / Loss report

Satvik Angara Venkata | 99919242-8fb4-5d0d-be66-089371ef3388 | angarasatvik@gmail.com

About report

This report includes all taxable activity on Coinbase with realized gains or losses. For US customers, Sells and Converts are taxable events that realize gains. This report does not include taxable events like Staking or Coinbase Earn that result in income. Note that this report is provided for informational purposes only, and you are responsible for confirming the accuracy and completeness of the information set forth in the report. For final tax obligations, please consult your tax advisor.

Summary

Cost Basis Method: **HIFO**

Data source	Long-term	Short-term	Total gains/losses
Coinbase	None	-\$206.82	-\$206.82
Total	None	-\$206.82	-\$206.82

Report legend

Short-term

The tax you pay on capital gains or losses depends on how long you hold the asset. If you hold an asset for 1 year or less, you pay the short term capital gains tax rate.

Long-term




The tax you pay on capital gains or losses depends on how long you hold the asset. If you hold an asset for 1 year and 1 day, or longer, you pay the long term capital gains tax rate.


Proceeds

The amount of money you received when you sold your cryptocurrency. If you received USD in exchange for your cryptocurrency then the cash you received is your proceeds. If you exchanged one cryptocurrency for another it will be the dollar value of the crypto you received.

Data source: Coinbase


These are taxable transactions incurring realized gains or losses where Coinbase all relevant data points.

Date Sold	Event	Amount	Proceeds	Cost Basis	Long Term	Short Term	Total Gains/Losses
01/07/2022	 Sold MATIC	66.09670009	\$136.24	\$150.00	None	-\$13.76	-\$13.76
Date Acquired (Tax Lots)							
01/06/2022		66.09670009 MATIC	\$136.24	\$150.00	None	-\$13.76	
Date Sold	Event	Amount	Proceeds	Cost Basis	Long Term	Short Term	Total Gains/Losses
01/07/2022	 Sold GRT	310.98999924	\$183.50	\$200.00	None	-\$16.50	-\$16.50
Date Acquired (Tax Lots)							
01/06/2022		310.98999924 GRT	\$183.50	\$200.00	None	-\$16.50	
Date Sold	Event	Amount	Proceeds	Cost Basis	Long Term	Short Term	Total Gains/Losses
01/07/2022	 Sold AVAX	3.00189463	\$261.95	\$288.00	None	-\$26.05	-\$26.05
Date Acquired (Tax Lots)							
01/06/2022		3.00189463 AVAX	\$261.95	\$288.00	None	-\$26.05	

Date Sold	Event	Amount	Proceeds	Cost Basis	Long Term	Short Term	Total Gains/Losses
01/07/2022	 Sold LRC	111.80796597	\$188.03	\$200.00	None	-\$11.97	-\$11.97


Date Acquired (Tax Lots)

01/06/2022	111.80796597 LRC	\$188.03	\$200.00	None	-\$11.97
------------	------------------	----------	----------	------	----------

Date Sold	Event	Amount	Proceeds	Cost Basis	Long Term	Short Term	Total Gains/Losses
01/07/2022	 Sold SOL	2.002870353	\$272.25	\$306.00	None	-\$33.75	-\$33.75


Date Acquired (Tax Lots)

01/06/2022	2.002870353 SOL	\$272.25	\$306.00	None	-\$33.75
------------	-----------------	----------	----------	------	----------

Date Sold	Event	Amount	Proceeds	Cost Basis	Long Term	Short Term	Total Gains/Losses
01/07/2022	 Sold LINK	8.26079222	\$200.24	\$205.00	None	-\$4.76	-\$4.76

Date Acquired (Tax Lots)

01/06/2022	8.26079222 LINK	\$200.24	\$205.00	None	-\$4.76
------------	-----------------	----------	----------	------	---------

Date Sold	Event	Amount	Proceeds	Cost Basis	Long Term	Short Term	Total Gains/Losses
01/07/2022	 Sold ETH	0.28901529	\$899.97	\$1,000.00	None	-\$100.03	-\$100.03

Date Acquired (Tax Lots)

01/06/2022	0.28901529 ETH	\$899.97	\$1,000.00	None	-\$100.03
------------	----------------	----------	------------	------	-----------