

# Gain / Loss report

SHARATH CHANDRA BOINI | c4f488da-a5c9-5c2d-a554-4cbe89216b18 | sharathchandra.b37@gmail.com

## About report

This report includes all taxable activity on Coinbase with realized gains or losses. For US customers, Sells and Converts are taxable events that realize gains. This report does not include taxable events like Staking or Coinbase Earn that result in income. Note that this report is provided for informational purposes only, and you are responsible for confirming the accuracy and completeness of the information set forth in the report. For final tax obligations, please consult your tax advisor.

## Summary

Cost Basis Method: **HIFO**

Data source	Long-term	Short-term	Total gains/losses
Coinbase	None	\$0.72	\$0.72
<b>Total</b>	<b>None</b>	<b>\$0.72</b>	<b>\$0.72</b>

## Report legend

### Short-term

The tax you pay on capital gains or losses depends on how long you hold the asset. If you hold an asset for 1 year or less, you pay the short term capital gains tax rate.

### Long-term



The tax you pay on capital gains or losses depends on how long you hold the asset. If you hold an asset for 1 year and 1 day, or longer, you pay the long term capital gains tax rate.


### Proceeds

The amount of money you received when you sold your cryptocurrency. If you received USD in exchange for your cryptocurrency then the cash you received is your proceeds. If you exchanged one cryptocurrency for another it will be the dollar value of the crypto you received.

## Data source: Coinbase


These are taxable transactions incurring realized gains or losses where Coinbase all relevant data points.

Date Sold	Event	Amount	Proceeds	Cost Basis	Long Term	Short Term	Total Gains/Losses
02/10/2022	 Converted from BTC	0.000261	\$11.45	\$10.01	None	\$1.44	\$1.44
Date Acquired (Tax Lots)							
	02/01/2022	0.000261 BTC	\$11.45	\$10.01	None	\$1.44	
Date Sold	Event	Amount	Proceeds	Cost Basis	Long Term	Short Term	Total Gains/Losses
03/28/2022	 Sold SHIB	54807539.73208388	\$1,476.79	\$1,605.00	None	-\$128.21	-\$128.21
Date Acquired (Tax Lots)							
	02/01/2022	4681849.05729655 SHIB	\$126.15	\$105.00	None	\$21.15	
	02/07/2022	11416860.3851195 SHIB	\$307.63	\$400.00	None	-\$92.37	
	02/11/2022	10389592.13118438 SHIB	\$279.95	\$300.00	None	-\$20.05	
	02/07/2022	10062584.78391483 SHIB	\$271.14	\$300.00	None	-\$28.86	
	03/14/2022	9164555.90211635 SHIB	\$246.94	\$200.00	None	\$46.94	
	02/07/2022	9092097.47245227 SHIB	\$244.99	\$300.00	None	-\$55.01	

Date Sold	Event	Amount	Proceeds	Cost Basis	Long Term	Short Term	Total Gains/losses
03/28/2022	 Sold ETH	0.00352407	\$10.38	\$11.22	None	-\$0.84	-\$0.84


## Date Acquired (Tax Lots)

02/10/2022	0.00352407 ETH	\$10.38	\$11.22	None	-\$0.84
------------	----------------	---------	---------	------	---------

Date Sold	Event	Amount	Proceeds	Cost Basis	Long Term	Short Term	Total Gains/losses
04/25/2022	 Sold DOGE	15373.74896677	\$2,100.61	\$2,000.00	None	\$100.61	\$100.61

## Date Acquired (Tax Lots)

04/25/2022	15373.74896677 DOGE	\$2,100.61	\$2,000.00	None	\$100.61
------------	---------------------	------------	------------	------	----------

Date Sold	Event	Amount	Proceeds	Cost Basis	Long Term	Short Term	Total Gains/losses
04/30/2022	 Sold APE	22.7623029	\$527.72	\$500.00	None	\$27.72	\$27.72

## Date Acquired (Tax Lots)

04/29/2022	22.7623029 APE	\$527.72	\$500.00	None	\$27.72
------------	----------------	----------	----------	------	---------