

Gain / Loss report

Akhil Reddy Danda | c3cbd0ea-a323-57c3-a381-24edf2932f20 | dandaakhilreddy@gmail.com

About report

This report includes all taxable activity on Coinbase with realized gains or losses. For US customers, Sells and Converts are taxable events that realize gains. This report does not include taxable events like Staking or Coinbase Earn that result in income. Note that this report is provided for informational purposes only, and you are responsible for confirming the accuracy and completeness of the information set forth in the report. For final tax obligations, please consult your tax advisor.

Summary

Cost Basis Method: **HIFO**

Data source	Long-term	Short-term	Total gains/losses
Coinbase	None	None	None
Customer provided	None	-\$1,089.98	-\$1,089.98
Total	None	-\$1,089.98	-\$1,089.98

Report legend

Short-term

The tax you pay on capital gains or losses depends on how long you hold the asset. If you hold an asset for 1 year or less, you pay the short term capital gains tax rate.

Long-term

The tax you pay on capital gains or losses depends on how long you hold the asset. If you hold an asset for 1 year and 1 day, or longer, you pay the long term capital gains tax rate.

Proceeds

The amount of money you received when you sold your cryptocurrency. If you received USD in exchange for your cryptocurrency then the cash you received is your proceeds. If you exchanged one cryptocurrency for another it will be the dollar value of the crypto you received.

Data source: Coinbase




These are taxable transactions incurring realized gains or losses where Coinbase all relevant data points.

You don't have any gains/losses in 2022


Section 2

Data source: Customer provided

These are taxable transactions incurring realized gains or losses using customer-provided information. This data will not be reported to the IRS, but is provided for the customer's benefit when filing their own taxes.


Date Sold	Event	Amount	Proceeds	Cost Basis	Long Term	Short Term	Total Gains/Losses
05/12/2022	 Converted from USDT	2148.502423	\$2,138.83	\$2,138.83	None	\$0.00	\$0.00
Date Acquired (Tax Lots)							
	05/11/2022	2148.502423 USDT	\$2,138.83	\$2,138.83	None	\$0.00	
Date Sold	Event	Amount	Proceeds	Cost Basis	Long Term	Short Term	Total Gains/Losses
05/12/2022	 Sold USDC	2095.89	\$2,095.89	\$2,138.83	None	-\$42.94	-\$42.94
Date Acquired (Tax Lots)							
	05/12/2022	2095.89 USDC	\$2,095.89	\$2,138.83	None	-\$42.94	
Date Sold	Event	Amount	Proceeds	Cost Basis	Long Term	Short Term	Total Gains/Losses
05/13/2022	 Sold MATIC	1421.0471411	\$974.78	\$1,000.00	None	-\$25.22	-\$25.22
Date Acquired (Tax Lots)							
	05/13/2022	1421.0471411 MATIC	\$974.78	\$1,000.00	None	-\$25.22	

Date Sold	Event	Amount	Proceeds	Cost Basis	Long Term	Short Term	Total Gains/Losses
05/14/2022	 Sold USDT	1013.892819	\$991.81	\$1,009.33	None	-\$17.52	-\$17.52
Date Acquired (Tax Lots)							
05/11/2022		1013.892819 USDT	\$991.81	\$1,009.33	None	-\$17.52	
Date Sold	Event	Amount	Proceeds	Cost Basis	Long Term	Short Term	Total Gains/Losses
05/17/2022	 Sold ETH	0.20270062	\$405.90	\$409.69	None	-\$3.79	-\$3.79
Date Acquired (Tax Lots)							
05/17/2022		0.20270062 ETH	\$405.90	\$409.69	None	-\$3.79	
Date Sold	Event	Amount	Proceeds	Cost Basis	Long Term	Short Term	Total Gains/Losses
05/18/2022	 Sold USDT	1500	\$1,467.33	\$1,497.75	None	-\$30.42	-\$30.42
Date Acquired (Tax Lots)							
05/18/2022		1500 USDT	\$1,467.33	\$1,497.75	None	-\$30.42	
Date Sold	Event	Amount	Proceeds	Cost Basis	Long Term	Short Term	Total Gains/Losses
05/20/2022	 Sold USDT	2000	\$1,957.86	\$1,997.72	None	-\$39.86	-\$39.86
Date Acquired (Tax Lots)							
05/20/2022		2000 USDT	\$1,957.86	\$1,997.72	None	-\$39.86	

Date Sold	Event	Amount	Proceeds	Cost Basis	Long Term	Short Term	Total Gains/Losses
07/05/2022	 Sold USDT	1134.37	\$1,110.62	\$1,133.07	None	-\$22.45	-\$22.45


Date Acquired (Tax Lots)

07/05/2022	1134.37 USDT	\$1,110.62	\$1,133.07	None	-\$22.45
------------	--------------	------------	------------	------	----------

Date Sold	Event	Amount	Proceeds	Cost Basis	Long Term	Short Term	Total Gains/Losses
07/05/2022	 Sold SOL	20.65531073	\$730.88	\$745.86	None	-\$14.98	-\$14.98


Date Acquired (Tax Lots)

07/05/2022	20.65531073 SOL	\$730.88	\$745.86	None	-\$14.98
------------	-----------------	----------	----------	------	----------

Date Sold	Event	Amount	Proceeds	Cost Basis	Long Term	Short Term	Total Gains/Losses
07/05/2022	 Sold SOL	29.3324	\$1,027.04	\$1,048.19	None	-\$21.15	-\$21.15

Date Acquired (Tax Lots)

07/05/2022	29.3324 SOL	\$1,027.04	\$1,048.19	None	-\$21.15
------------	-------------	------------	------------	------	----------

Date Sold	Event	Amount	Proceeds	Cost Basis	Long Term	Short Term	Total Gains/Losses
07/07/2022	 Sold SOL	58.5142	\$2,122.10	\$2,177.02	None	-\$54.92	-\$54.92




Date Acquired (Tax Lots)




07/07/2022	58.5142 SOL	\$2,122.10	\$2,177.02	None	-\$54.92
------------	-------------	------------	------------	------	----------




Date Sold	Event	Amount	Proceeds	Cost Basis	Long Term	Short Term	Total Gains/Losses
07/08/2022	 Sold SOL	26.99	\$1,011.35	\$1,051.40	None	-\$40.05	-\$40.05
Date Acquired (Tax Lots)							
07/08/2022		26.99 SOL	\$1,011.35	\$1,051.40	None	-\$40.05	
Date Sold	Event	Amount	Proceeds	Cost Basis	Long Term	Short Term	Total Gains/Losses
07/08/2022	 Sold SOL	1	\$34.81	\$37.02	None	-\$2.21	-\$2.21
Date Acquired (Tax Lots)							
07/08/2022		1 SOL	\$34.81	\$37.02	None	-\$2.21	
Date Sold	Event	Amount	Proceeds	Cost Basis	Long Term	Short Term	Total Gains/Losses
07/08/2022	 Sold SOL	58.98	\$2,136.12	\$2,179.90	None	-\$43.78	-\$43.78
Date Acquired (Tax Lots)							
07/08/2022		58.98 SOL	\$2,136.12	\$2,179.90	None	-\$43.78	
Date Sold	Event	Amount	Proceeds	Cost Basis	Long Term	Short Term	Total Gains/Losses
07/09/2022	 Sold SOL	63.2453	\$2,362.66	\$2,413.76	None	-\$51.10	-\$51.10
Date Acquired (Tax Lots)							
07/09/2022		63.2453 SOL	\$2,362.66	\$2,413.76	None	-\$51.10	

Date Sold	Event	Amount	Proceeds	Cost Basis	Long Term	Short Term	Total Gains/Losses
07/12/2022	 Sold SOL	89.99	\$3,005.59	\$3,063.26	None	-\$57.67	-\$57.67
Date Acquired (Tax Lots)							
07/12/2022		89.99 SOL	\$3,005.59	\$3,063.26	None	-\$57.67	
Date Sold	Event	Amount	Proceeds	Cost Basis	Long Term	Short Term	Total Gains/Losses
07/12/2022	 Sold SOL	20.0039	\$647.44	\$659.53	None	-\$12.09	-\$12.09
Date Acquired (Tax Lots)							
07/12/2022		20.0039 SOL	\$647.44	\$659.53	None	-\$12.09	
Date Sold	Event	Amount	Proceeds	Cost Basis	Long Term	Short Term	Total Gains/Losses
07/13/2022	 Sold SOL	30	\$962.73	\$974.85	None	-\$12.12	-\$12.12
Date Acquired (Tax Lots)							
07/13/2022		30 SOL	\$962.73	\$974.85	None	-\$12.12	
Date Sold	Event	Amount	Proceeds	Cost Basis	Long Term	Short Term	Total Gains/Losses
07/15/2022	 Sold SOL	50.8465	\$1,858.97	\$1,899.88	None	-\$40.91	-\$40.91
Date Acquired (Tax Lots)							
07/15/2022		50.8465 SOL	\$1,858.97	\$1,899.88	None	-\$40.91	

Date Sold	Event	Amount	Proceeds	Cost Basis	Long Term	Short Term	Total Gains/Losses
07/31/2022	 Sold SOL	102.99	\$4,440.71	\$4,537.74	None	-\$97.03	-\$97.03
Date Acquired (Tax Lots)							
07/31/2022		102.99 SOL	\$4,440.71	\$4,537.74	None	-\$97.03	
08/05/2022	 Sold SOL	21.6439	\$854.53	\$873.11	None	-\$18.58	-\$18.58
Date Acquired (Tax Lots)							
08/05/2022		21.6439 SOL	\$854.53	\$873.11	None	-\$18.58	
08/19/2022	 Sold SOL	54.8135	\$1,949.21	\$1,989.73	None	-\$40.52	-\$40.52
Date Acquired (Tax Lots)							
08/19/2022		54.8135 SOL	\$1,949.21	\$1,989.73	None	-\$40.52	
08/20/2022	 Sold SOL	11.63877441	\$416.74	\$425.69	None	-\$8.95	-\$8.95
Date Acquired (Tax Lots)							
08/20/2022		11.63877441 SOL	\$416.74	\$425.69	None	-\$8.95	

Date Sold	Event	Amount	Proceeds	Cost Basis	Long Term	Short Term	Total Gains/Losses
08/23/2022	 Sold SOL	90.2834	\$3,131.78	\$3,195.13	None	-\$63.35	-\$63.35
Date Acquired (Tax Lots)							
08/23/2022		90.2834 SOL	\$3,131.78	\$3,195.13	None	-\$63.35	
Date Sold	Event	Amount	Proceeds	Cost Basis	Long Term	Short Term	Total Gains/Losses
08/23/2022	 Sold SOL	59.57869239	\$2,021.14	\$2,059.04	None	-\$37.90	-\$37.90
Date Acquired (Tax Lots)							
08/23/2022		59.57869239 SOL	\$2,021.14	\$2,059.04	None	-\$37.90	
Date Sold	Event	Amount	Proceeds	Cost Basis	Long Term	Short Term	Total Gains/Losses
11/18/2022	 Converted from NEAR	64.1198375747485563	\$299.85	\$403.00	None	-\$103.15	-\$103.15
Date Acquired (Tax Lots)							
11/17/2022		103.82618414050026 NEAR	\$189.69	\$200.00	None	-\$10.31	
11/06/2022		0.3031681067151736 NEAR	\$0.55	\$1.00	None	-\$0.45	
11/06/2022		0.3033980582524272 NEAR	\$0.55	\$1.00	None	-\$0.45	
11/06/2022		0.3035822707953855 NEAR	\$0.55	\$1.00	None	-\$0.45	
11/06/2022		59.38350499848531 NEAR	\$108.49	\$200.00	None	-\$91.51	

Date Sold	Event	Amount	Proceeds	Cost Basis	Long Term	Short Term	Total Gains/Losses
11/20/2022	 Converted from ICP	277.72507331	\$1,102.15	\$1,079.85	None	\$22.31	\$22.31
Date Acquired (Tax Lots)							
11/18/2022		201.59407987 ICP	\$800.03	\$780.00	None	\$20.03	
11/18/2022		76.13099344 ICP	\$302.13	\$299.85	None	\$2.28	
Date Sold	Event	Amount	Proceeds	Cost Basis	Long Term	Short Term	Total Gains/Losses
11/21/2022	 Sold SOL	73.907049901	\$896.30	\$999.43	None	-\$103.13	-\$103.13
Date Acquired (Tax Lots)							
11/20/2022		73.907049901 SOL	\$896.30	\$999.43	None	-\$103.13	
Date Sold	Event	Amount	Proceeds	Cost Basis	Long Term	Short Term	Total Gains/Losses
11/26/2022	 Sold SOL	104.981234518	\$1,500.00	\$1,530.18	None	-\$30.18	-\$30.18
Date Acquired (Tax Lots)							
11/26/2022		54.885654886 SOL	\$784.22	\$800.00	None	-\$15.78	
11/26/2022		50.095579632 SOL	\$715.78	\$730.18	None	-\$14.40	

Date Sold	Event	Amount	Proceeds	Cost Basis	Long Term	Short Term	Total Gains/Losses
11/28/2022	 Sold SOL	55.076425435	\$738.82	\$802.78	None	-\$63.96	-\$63.96
Date Acquired (Tax Lots)							
11/26/2022		4.790075254 SOL	\$64.26	\$69.82	None	-\$5.56	
11/26/2022		50.286350181 SOL	\$674.56	\$732.96	None	-\$58.40	
Date Sold	Event	Amount	Proceeds	Cost Basis	Long Term	Short Term	Total Gains/Losses
12/11/2022	 Sold SOL	42.37502453	\$570.53	\$575.24	None	-\$4.71	-\$4.71
Date Acquired (Tax Lots)							
12/11/2022		42.37502453 SOL	\$570.53	\$575.24	None	-\$4.71	
Date Sold	Event	Amount	Proceeds	Cost Basis	Long Term	Short Term	Total Gains/Losses
12/13/2022	 Sold SOL	46.831530139	\$600.00	\$607.64	None	-\$7.64	-\$7.64
Date Acquired (Tax Lots)							
12/13/2022		46.831530139 SOL	\$600.00	\$607.64	None	-\$7.64	