

IRS e-file Signature Authorization

▶ ERO must obtain and retain completed Form 8879.
▶ Go to www.irs.gov/Form8879 for the latest information.

Submission Identification Number (SID) ▶

Taxpayer's name SIDDESWARA GAJULABALIJA	Social security number 741-78-1784
Spouse's name POORNIMA AMMISSETTY	Spouse's social security number 380-83-2692

Part I Tax Return Information – Tax Year Ending December 31, 2022 (Enter year you are authorizing.)

Enter whole dollars only on lines 1 through 5.

Note: Form 1040-SS filers use line 4 only. Leave lines 1, 2, 3, and 5 blank.

1 Adjusted gross income	1	106,383.
2 Total tax	2	7,246.
3 Federal income tax withheld from Form(s) W-2 and Form(s) 1099	3	13,109.
4 Amount you want refunded to you	4	5,863.
5 Amount you owe	5	

Part II Taxpayer Declaration and Signature Authorization (Be sure you get and keep a copy of your return)

Under penalties of perjury, I declare that I have examined a copy of the income tax return (original or amended) I am now authorizing, and to the best of my knowledge and belief, it is true, correct, and complete. I further declare that the amounts in Part I above are the amounts from the income tax return (original or amended) I am now authorizing. I consent to allow my intermediate service provider, transmitter, or electronic return originator (ERO) to send my return to the IRS and to receive from the IRS (a) an acknowledgement of receipt or reason for rejection of the transmission, (b) the reason for any delay in processing the return or refund, and (c) the date of any refund. If applicable, I authorize the U.S. Treasury and its designated Financial Agent to initiate an ACH electronic funds withdrawal (direct debit) entry to the financial institution account indicated in the tax preparation software for payment of my federal taxes owed on this return and/or a payment of estimated tax, and the financial institution to debit the entry to this account. This authorization is to remain in full force and effect until I notify the U.S. Treasury Financial Agent to terminate the authorization. To revoke (cancel) a payment, I must contact the U.S. Treasury Financial Agent at 1-888-353-4537. Payment cancellation requests must be received no later than 2 business days prior to the payment (settlement) date. I also authorize the financial institutions involved in the processing of the electronic payment of taxes to receive confidential information necessary to answer inquiries and resolve issues related to the payment. I further acknowledge that the personal identification number (PIN) below is my signature for the income tax return (original or amended) I am now authorizing and, if applicable, my Electronic Funds Withdrawal Consent.

Taxpayer's PIN: check one box only

- I authorize GLOBAL TAXES LLC to enter or generate my PIN

8	1	7	8	4
---	---	---	---	---

 as my signature on the income tax return (original or amended) I am now authorizing.
Enter five digits, but don't enter all zeros
- I will enter my PIN as my signature on the income tax return (original or amended) I am now authorizing. Check this box **only** if you are entering your own PIN **and** your return is filed using the Practitioner PIN method. The ERO must complete Part III below.

Your signature ▶ *Siddeswara Gajulabalija* Date ▶ 03/03/2023

Spouse's PIN: check one box only

- I authorize GLOBAL TAXES LLC to enter or generate my PIN

3	2	6	9	2
---	---	---	---	---

 as my signature on the income tax return (original or amended) I am now authorizing.
Enter five digits, but don't enter all zeros
- I will enter my PIN as my signature on the income tax return (original or amended) I am now authorizing. Check this box **only** if you are entering your own PIN **and** your return is filed using the Practitioner PIN method. The ERO must complete Part III below.

Spouse's signature ▶ *Poornima Ammisetty* Date ▶ Poornima Ammisetty (Mar 3, 2023 16:58 EST)

Practitioner PIN Method Returns Only—continue below

Part III Certification and Authentication – Practitioner PIN Method Only

ERO's EFIN/PIN. Enter your six-digit EFIN followed by your five-digit self-selected PIN.

2	2	2	4	9	6	6	1	9	8	9
---	---	---	---	---	---	---	---	---	---	---

Don't enter all zeros

I certify that the above numeric entry is my PIN, which is my signature for the electronic individual income tax return (original or amended) I am now authorized to file for tax year indicated above for the taxpayer(s) indicated above. I confirm that I am submitting this return in accordance with the requirements of the Practitioner PIN method and **Pub. 1345**, Handbook for Authorized IRS e-file Providers of Individual Income Tax Returns.

ERO's signature ▶ _____ Date ▶ _____

**ERO Must Retain This Form – See Instructions
Don't Submit This Form to the IRS Unless Requested To Do So**

Filing Status [] Single [X] Married filing jointly [] Married filing separately (MFS) [] Head of household (HOH) [] Qualifying surviving spouse (QSS)
Check only one box. If you checked the MFS box, enter the name of your spouse. If you checked the HOH or QSS box, enter the child's name if the qualifying person is a child but not your dependent:

Form fields for personal information: Your first name and middle initial (SIDDESWARA), Last name (GAJULABALIJA), Your social security number (741-78-1784), Spouse's social security number (380-83-2692), Home address (33106 DEER TRL), City (ALPHARETTA), State (GA), ZIP code (30004).

Digital Assets At any time during 2022, did you: (a) receive (as a reward, award, or payment for property or services); or (b) sell, exchange, gift, or otherwise dispose of a digital asset (or a financial interest in a digital asset)? (See instructions.) [] Yes [X] No

Standard Deduction Someone can claim: [] You as a dependent [] Your spouse as a dependent [] Spouse itemizes on a separate return or you were a dual-status alien

Age/Blindness You: [] Were born before January 2, 1958 [] Are blind Spouse: [] Was born before January 2, 1958 [] Is blind

Table for Dependents with columns: (1) First name, Last name, (2) Social security number, (3) Relationship to you, (4) Child tax credit, Credit for other dependents. Includes dependent GAGANSAI GAJULABALIJA.

Main income table with rows 1a through 15. Includes sub-rows for tax-exempt interest, qualified dividends, IRA distributions, pensions, social security benefits, capital gain, and total/adjusted gross income.

Tax and Credits	16	Tax (see instructions). Check if any from Form(s): 1 <input type="checkbox"/> 8814 2 <input type="checkbox"/> 4972 3 <input type="checkbox"/> _____	16	9,246.
	17	Amount from Schedule 2, line 3	17	
	18	Add lines 16 and 17	18	9,246.
	19	Child tax credit or credit for other dependents from Schedule 8812	19	2,000.
	20	Amount from Schedule 3, line 8	20	
	21	Add lines 19 and 20	21	2,000.
	22	Subtract line 21 from line 18. If zero or less, enter -0-	22	7,246.
	23	Other taxes, including self-employment tax, from Schedule 2, line 21	23	0.
	24	Add lines 22 and 23. This is your total tax	24	7,246.

Payments	25	Federal income tax withheld from:		
	a	Form(s) W-2	25a	13,109.
	b	Form(s) 1099	25b	
	c	Other forms (see instructions)	25c	
	d	Add lines 25a through 25c	25d	13,109.
	26	2022 estimated tax payments and amount applied from 2021 return	26	
	27	Earned income credit (EIC) NO	27	
	28	Additional child tax credit from Schedule 8812	28	
	29	American opportunity credit from Form 8863, line 8	29	
	30	Reserved for future use	30	
	31	Amount from Schedule 3, line 15	31	
	32	Add lines 27, 28, 29, and 31. These are your total other payments and refundable credits	32	
	33	Add lines 25d, 26, and 32. These are your total payments	33	13,109.

Refund	34	If line 33 is more than line 24, subtract line 24 from line 33. This is the amount you overpaid	34	5,863.
	35a	Amount of line 34 you want refunded to you . If Form 8888 is attached, check here <input type="checkbox"/>	35a	5,863.
Direct deposit? See instructions.	b	Routing number 026009593 c Type: <input checked="" type="checkbox"/> Checking <input type="checkbox"/> Savings		
	d	Account number 334070559604		
	36	Amount of line 34 you want applied to your 2023 estimated tax	36	

Amount You Owe	37	Subtract line 33 from line 24. This is the amount you owe . For details on how to pay, go to www.irs.gov/Payments or see instructions	37	
	38	Estimated tax penalty (see instructions)	38	

Third Party Designee Do you want to allow another person to discuss this return with the IRS? See instructions **Yes**. Complete below. **No**

Designee's name _____ Phone no. _____ Personal identification number (PIN) _____

Sign Here Under penalties of perjury, I declare that I have examined this return and accompanying schedules and statements, and to the best of my knowledge and belief, they are true, correct, and complete. Declaration of preparer (other than taxpayer) is based on all information of which preparer has any knowledge.

Your signature _____	Date _____	Your occupation USABILITY ANALYST	If the IRS sent you an Identity Protection PIN, enter it here (see inst.) _____
Spouse's signature. If a joint return, both must sign. _____	Date _____	Spouse's occupation HOME MAKER	If the IRS sent your spouse an Identity Protection PIN, enter it here (see inst.) _____
Phone no. _____	Email address SIDDESWARAGAJULA@GMAIL.COM		

Paid Preparer Use Only

Preparer's name SYAM PRIYA RAM SAGAR GUPTA TALLAM	Preparer's signature SYAM PRIYA RAM SAGAR GUPTA TALLAM	Date 03/04/2023	PTIN P02082703	Check if: <input type="checkbox"/> Self-employed
Firm's name GLOBAL TAXES LLC	Firm's address 245 ROONEY CT E BRUNSWICK NJ 08816			Phone no. (678) 965-9522
Firm's EIN 84-3171965				

**SCHEDULE 1
(Form 1040)**

Department of the Treasury
Internal Revenue Service

Additional Income and Adjustments to Income

Attach to Form 1040, 1040-SR, or 1040-NR.

Go to www.irs.gov/Form1040 for instructions and the latest information.

OMB No. 1545-0074

2022
Attachment
Sequence No. **01**

Name(s) shown on Form 1040, 1040-SR, or 1040-NR

SIDDESWARA GAJULABALIJA & POORNIMA AMMISSETTY

Your social security number

741-78-1784

Part I Additional Income

1	Taxable refunds, credits, or offsets of state and local income taxes		1	
2a	Alimony received		2a	
b	Date of original divorce or separation agreement (see instructions): _____			
3	Business income or (loss). Attach Schedule C		3	
4	Other gains or (losses). Attach Form 4797		4	
5	Rental real estate, royalties, partnerships, S corporations, trusts, etc. Attach Schedule E		5	-14,500.
6	Farm income or (loss). Attach Schedule F		6	
7	Unemployment compensation		7	
8	Other income:			
a	Net operating loss	8a ()		
b	Gambling	8b		
c	Cancellation of debt	8c		
d	Foreign earned income exclusion from Form 2555	8d ()		
e	Income from Form 8853	8e		
f	Income from Form 8889	8f		
g	Alaska Permanent Fund dividends	8g		
h	Jury duty pay	8h		
i	Prizes and awards	8i		
j	Activity not engaged in for profit income	8j		
k	Stock options	8k		
l	Income from the rental of personal property if you engaged in the rental for profit but were not in the business of renting such property	8l		
m	Olympic and Paralympic medals and USOC prize money (see instructions)	8m		
n	Section 951(a) inclusion (see instructions)	8n		
o	Section 951A(a) inclusion (see instructions)	8o		
p	Section 461(l) excess business loss adjustment	8p		
q	Taxable distributions from an ABL account (see instructions)	8q		
r	Scholarship and fellowship grants not reported on Form W-2	8r		
s	Nontaxable amount of Medicaid waiver payments included on Form 1040, line 1a or 1d	8s ()		
t	Pension or annuity from a nonqualified deferred compensation plan or a nongovernmental section 457 plan	8t		
u	Wages earned while incarcerated	8u		
z	Other income. List type and amount: _____	8z		
9	Total other income. Add lines 8a through 8z		9	
10	Combine lines 1 through 7 and 9. Enter here and on Form 1040, 1040-SR, or 1040-NR, line 8		10	-14,500.

For Paperwork Reduction Act Notice, see your tax return instructions.

Schedule 1 (Form 1040) 2022

Part II Adjustments to Income

11	Educator expenses		11	
12	Certain business expenses of reservists, performing artists, and fee-basis government officials. Attach Form 2106		12	
13	Health savings account deduction. Attach Form 8889		13	
14	Moving expenses for members of the Armed Forces. Attach Form 3903		14	
15	Deductible part of self-employment tax. Attach Schedule SE		15	
16	Self-employed SEP, SIMPLE, and qualified plans		16	
17	Self-employed health insurance deduction		17	
18	Penalty on early withdrawal of savings		18	
19a	Alimony paid		19a	
b	Recipient's SSN			
c	Date of original divorce or separation agreement (see instructions): _____			
20	IRA deduction		20	
21	Student loan interest deduction		21	
22	Reserved for future use		22	
23	Archer MSA deduction		23	
24	Other adjustments:			
a	Jury duty pay (see instructions)	24a		
b	Deductible expenses related to income reported on line 8l from the rental of personal property engaged in for profit	24b		
c	Nontaxable amount of the value of Olympic and Paralympic medals and USOC prize money reported on line 8m	24c		
d	Reforestation amortization and expenses	24d		
e	Repayment of supplemental unemployment benefits under the Trade Act of 1974	24e		
f	Contributions to section 501(c)(18)(D) pension plans	24f		
g	Contributions by certain chaplains to section 403(b) plans	24g		
h	Attorney fees and court costs for actions involving certain unlawful discrimination claims (see instructions)	24h		
i	Attorney fees and court costs you paid in connection with an award from the IRS for information you provided that helped the IRS detect tax law violations	24i		
j	Housing deduction from Form 2555	24j		
k	Excess deductions of section 67(e) expenses from Schedule K-1 (Form 1041)	24k		
z	Other adjustments. List type and amount: _____	24z		
25	Total other adjustments. Add lines 24a through 24z		25	
26	Add lines 11 through 23 and 25. These are your adjustments to income . Enter here and on Form 1040 or 1040-SR, line 10, or Form 1040-NR, line 10a		26	

**SCHEDULE E
(Form 1040)**

Supplemental Income and Loss

OMB No. 1545-0074

(From rental real estate, royalties, partnerships, S corporations, estates, trusts, REMICs, etc.)

2022
Attachment
Sequence No. **13**

Department of the Treasury
Internal Revenue Service

Attach to Form 1040, 1040-SR, 1040-NR, or 1041.

Go to www.irs.gov/ScheduleE for instructions and the latest information.

Name(s) shown on return

SIDDESWARA GAJULABALIJA & POORNIMA AMMISSETTY

Your social security number

741-78-1784

Part I Income or Loss From Rental Real Estate and Royalties

Note: If you are in the business of renting personal property, use **Schedule C**. See instructions. If you are an individual, report farm rental income or loss from **Form 4835** on page 2, line 40.

- A** Did you make any payments in 2022 that would require you to file Form(s) 1099? See instructions Yes No
- B** If "Yes," did you or will you file required Form(s) 1099? Yes No

1a Physical address of each property (street, city, state, ZIP code)

A MANCHIREVULA HYDERABAD TELANGANA IN 500089

B
C

1b Type of Property (from list below)	2 For each rental real estate property listed above, report the number of fair rental and personal use days. Check the QJV box only if you meet the requirements to file as a qualified joint venture. See instructions.	Fair Rental Days		Personal Use Days	QJV
		A	B	C	
A 3		365		0	<input type="checkbox"/>
B					<input type="checkbox"/>
C					<input type="checkbox"/>

Type of Property:

- 1 Single Family Residence
- 2 Multi-Family Residence
- 3 Vacation/Short-Term Rental
- 4 Commercial
- 5 Land
- 6 Royalties
- 7 Self-Rental
- 8 Other (describe) _____

Income:	Properties:		
	A	B	C
3 Rents received	3 600.		
4 Royalties received	4		
Expenses:			
5 Advertising	5		
6 Auto and travel (see instructions)	6		
7 Cleaning and maintenance	7 1,000.		
8 Commissions	8		
9 Insurance	9		
10 Legal and other professional fees	10		
11 Management fees	11 800.		
12 Mortgage interest paid to banks, etc. (see instructions)	12		
13 Other interest	13		
14 Repairs	14 4,500.		
15 Supplies	15 3,800.		
16 Taxes	16		
17 Utilities	17 5,000.		
18 Depreciation expense or depletion	18		
19 Other (list) _____	19		
20 Total expenses. Add lines 5 through 19	20 15,100.		
21 Subtract line 20 from line 3 (rents) and/or 4 (royalties). If result is a (loss), see instructions to find out if you must file Form 6198	21 -14,500.		
22 Deductible rental real estate loss after limitation, if any, on Form 8582 (see instructions)	22 (14,500.)		
23a Total of all amounts reported on line 3 for all rental properties	23a 600.		
b Total of all amounts reported on line 4 for all royalty properties	23b		
c Total of all amounts reported on line 12 for all properties	23c		
d Total of all amounts reported on line 18 for all properties	23d		
e Total of all amounts reported on line 20 for all properties	23e 15,100.		
24 Income. Add positive amounts shown on line 21. Do not include any losses	24		
25 Losses. Add royalty losses from line 21 and rental real estate losses from line 22. Enter total losses here	25 (14,500.)		
26 Total rental real estate and royalty income or (loss). Combine lines 24 and 25. Enter the result here. If Parts II, III, IV, and line 40 on page 2 do not apply to you, also enter this amount on Schedule 1 (Form 1040), line 5. Otherwise, include this amount in the total on line 41 on page 2	26 -14,500.		

**SCHEDULE 8812
(Form 1040)**

**Credits for Qualifying Children
and Other Dependents**

OMB No. 1545-0074

2022

Attachment
Sequence No. **47**

Department of the Treasury
Internal Revenue Service

Attach to Form 1040, 1040-SR, or 1040-NR.

Go to www.irs.gov/Schedule8812 for instructions and the latest information.

Name(s) shown on return

Your social security number

SIDDESWARA GAJULABALIJA & POORNIMA AMMISSETTY

741-78-1784

Part I Child Tax Credit and Credit for Other Dependents

1	Enter the amount from line 11 of your Form 1040, 1040-SR, or 1040-NR		1	106,383.
2a	Enter income from Puerto Rico that you excluded	2a		
b	Enter the amounts from lines 45 and 50 of your Form 2555	2b	0.	
c	Enter the amount from line 15 of your Form 4563	2c		
d	Add lines 2a through 2c	2d	0.	
3	Add lines 1 and 2d	3	106,383.	
4	Number of qualifying children under age 17 with the required social security number	4	1	
5	Multiply line 4 by \$2,000	5	2,000.	
6	Number of other dependents, including any qualifying children who are not under age 17 or who do not have the required social security number	6	0	
	Caution: Do not include yourself, your spouse, or anyone who is not a U.S. citizen, U.S. national, or U.S. resident alien. Also, do not include anyone you included on line 4.			
7	Multiply line 6 by \$500	7		
8	Add lines 5 and 7	8	2,000.	
9	Enter the amount shown below for your filing status. <ul style="list-style-type: none"> • Married filing jointly—\$400,000 } • All other filing statuses—\$200,000 } 	9	400,000.	
10	Subtract line 9 from line 3. <ul style="list-style-type: none"> • If zero or less, enter -0-. • If more than zero and not a multiple of \$1,000, enter the next multiple of \$1,000. For example, if the result is \$425, enter \$1,000; if the result is \$1,025, enter \$2,000, etc. } 	10	0.	
11	Multiply line 10 by 5% (0.05)	11	0.	
12	Is the amount on line 8 more than the amount on line 11?	12	2,000.	
	<input type="checkbox"/> No. STOP. You cannot take the child tax credit, credit for other dependents, or additional child tax credit. Skip Parts II-A and II-B. Enter -0- on lines 14 and 27.			
	<input checked="" type="checkbox"/> Yes. Subtract line 11 from line 8. Enter the result.			
13	Enter the amount from the Credit Limit Worksheet A	13	9,246.	
14	Enter the smaller of line 12 or 13. This is your child tax credit and credit for other dependents	14	2,000.	

Enter this amount on Form 1040, 1040-SR, or 1040-NR, line 19.

If the amount on line 12 is more than the amount on line 14, you may be able to take the **additional child tax credit** on Form 1040, 1040-SR, or 1040-NR, line 28. Complete your Form 1040, 1040-SR, or 1040-NR through line 27 (also complete Schedule 3, line 11) before completing Part II-A.

Part II-A Additional Child Tax Credit for All Filers

Caution: If you file Form 2555, you cannot claim the additional child tax credit.

15	Check this box if you do not want to claim the additional child tax credit. Skip Parts II-A and II-B. Enter -0- on line 27	<input type="checkbox"/>	
16a	Subtract line 14 from line 12. If zero, stop here ; you cannot take the additional child tax credit. Skip Parts II-A and II-B. Enter -0- on line 27		16a 0.
b	Number of qualifying children under 17 with the required social security number: _____ x \$1,500. Enter the result. If zero, stop here ; you cannot claim the additional child tax credit. Skip Parts II-A and II-B. Enter -0- on line 27		16b
	TIP: The number of children you use for this line is the same as the number of children you used for line 4.		
17	Enter the smaller of line 16a or line 16b		17
18a	Earned income (see instructions)	18a	
b	Nontaxable combat pay (see instructions)	18b	
19	Is the amount on line 18a more than \$2,500? <input type="checkbox"/> No. Leave line 19 blank and enter -0- on line 20. <input type="checkbox"/> Yes. Subtract \$2,500 from the amount on line 18a. Enter the result	19	
20	Multiply the amount on line 19 by 15% (0.15) and enter the result Next. On line 16b, is the amount \$4,500 or more? <input type="checkbox"/> No. If you are a bona fide resident of Puerto Rico, go to line 21. Otherwise, skip Part II-B and enter the smaller of line 17 or line 20 on line 27. <input type="checkbox"/> Yes. If line 20 is equal to or more than line 17, skip Part II-B and enter the amount from line 17 on line 27. Otherwise, go to line 21.	20	

Part II-B Certain Filers Who Have Three or More Qualifying Children and Bona Fide Residents of Puerto Rico

21	Withheld social security, Medicare, and Additional Medicare taxes from Form(s) W-2, boxes 4 and 6. If married filing jointly, include your spouse's amounts with yours. If your employer withheld or you paid Additional Medicare Tax or tier 1 RRTA taxes, see instructions.	21	
22	Enter the total of the amounts from Schedule 1 (Form 1040), line 15; Schedule 2 (Form 1040), line 5; Schedule 2 (Form 1040), line 6; and Schedule 2 (Form 1040), line 13	22	
23	Add lines 21 and 22	23	
24	1040 and 1040-SR filers: Enter the total of the amounts from Form 1040 or 1040-SR, line 27, and Schedule 3 (Form 1040), line 11. } 1040-NR filers: Enter the amount from Schedule 3 (Form 1040), line 11. }	24	
25	Subtract line 24 from line 23. If zero or less, enter -0-	25	
26	Enter the larger of line 20 or line 25 Next, enter the smaller of line 17 or line 26 on line 27.	26	

Part II-C Additional Child Tax Credit

27	This is your additional child tax credit. Enter this amount on Form 1040, 1040-SR, or 1040-NR, line 28	27	
-----------	--	-----------	--

Health Savings Accounts (HSAs)

Department of the Treasury
Internal Revenue Service

Attach to Form 1040, 1040-SR, or 1040-NR.
Go to www.irs.gov/Form8889 for instructions and the latest information.

2022
Attachment
Sequence No. **52**

Name(s) shown on Form 1040, 1040-SR, or 1040-NR

Social security number of HSA beneficiary.
If both spouses have HSAs, see instructions.
741-78-1784

SIDDESWARA GAJULABALIJA

Before you begin: Complete Form 8853, Archer MSAs and Long-Term Care Insurance Contracts, if required.

Part I HSA Contributions and Deduction. See the instructions before completing this part. If you are filing jointly and both you and your spouse each have separate HSAs, complete a separate Part I for each spouse.

1	Check the box to indicate your coverage under a high-deductible health plan (HDHP) during 2022. See instructions		<input type="checkbox"/> Self-only <input checked="" type="checkbox"/> Family
2	HSA contributions you made for 2022 (or those made on your behalf), including those made by the unextended due date of your tax return that were for 2022. Do not include employer contributions, contributions through a cafeteria plan, or rollovers. See instructions	2	0.
3	If you were under age 55 at the end of 2022 and, on the first day of every month during 2022, you were, or were considered, an eligible individual with the same coverage, enter \$3,650 (\$7,300 for family coverage). All others , see the instructions for the amount to enter	3	7,300.
4	Enter the amount you and your employer contributed to your Archer MSAs for 2022 from Form 8853, lines 1 and 2. If you or your spouse had family coverage under an HDHP at any time during 2022, also include any amount contributed to your spouse's Archer MSAs	4	0.
5	Subtract line 4 from line 3. If zero or less, enter -0-	5	7,300.
6	Enter the amount from line 5. But if you and your spouse each have separate HSAs and had family coverage under an HDHP at any time during 2022, see the instructions for the amount to enter	6	7,300.
7	If you were age 55 or older at the end of 2022, married, and you or your spouse had family coverage under an HDHP at any time during 2022, enter your additional contribution amount. See instructions	7	
8	Add lines 6 and 7	8	7,300.
9	Employer contributions made to your HSAs for 2022	9	7,300.
10	Qualified HSA funding distributions	10	
11	Add lines 9 and 10	11	7,300.
12	Subtract line 11 from line 8. If zero or less, enter -0-	12	0.
13	HSA deduction. Enter the smaller of line 2 or line 12 here and on Schedule 1 (Form 1040), Part II, line 13 Caution: If line 2 is more than line 13, you may have to pay an additional tax. See instructions.	13	0.

Part II HSA Distributions. If you are filing jointly and both you and your spouse each have separate HSAs, complete a separate Part II for each spouse.

14a	Total distributions you received in 2022 from all HSAs (see instructions)	14a	
b	Distributions included on line 14a that you rolled over to another HSA. Also include any excess contributions (and the earnings on those excess contributions) included on line 14a that were withdrawn by the due date of your return. See instructions	14b	
c	Subtract line 14b from line 14a	14c	
15	Qualified medical expenses paid using HSA distributions (see instructions)	15	
16	Taxable HSA distributions. Subtract line 15 from line 14c. If zero or less, enter -0-. Also, include this amount in the total on Schedule 1 (Form 1040), Part I, line 8f	16	
17a	If any of the distributions included on line 16 meet any of the Exceptions to the Additional 20% Tax (see instructions), check here <input type="checkbox"/>		
b	Additional 20% tax (see instructions). Enter 20% (0.20) of the distributions included on line 16 that are subject to the additional 20% tax. Also, include this amount in the total on Schedule 2 (Form 1040), Part II, line 17c	17b	

Part III Income and Additional Tax for Failure To Maintain HDHP Coverage. See the instructions before completing this part. If you are filing jointly and both you and your spouse each have separate HSAs, complete a separate Part III for each spouse.

18	Last-month rule	18	
19	Qualified HSA funding distribution	19	
20	Total income. Add lines 18 and 19. Include this amount on Schedule 1 (Form 1040), Part I, line 8f	20	
21	Additional tax. Multiply line 20 by 10% (0.10). Include this amount in the total on Schedule 2 (Form 1040), Part II, line 17d	21	

Paid Preparer's Due Diligence Checklist

Earned Income Credit (EIC), American Opportunity Tax Credit (AOTC),
Child Tax Credit (CTC) (including the Additional Child Tax Credit (ACTC) and
Credit for Other Dependents (ODC)), and Head of Household (HOH) Filing Status

To be completed by preparer and filed with Form 1040, 1040-SR, 1040-NR, 1040-PR, or 1040-SS.
Go to www.irs.gov/Form8867 for instructions and the latest information.

OMB No. 1545-0074

For tax year
20 _____

Attachment
Sequence No. **70**

Taxpayer name(s) shown on return SIDDESWARA GAJULABALIJA & POORNIMA AMMISSETTY	Taxpayer identification number 741-78-1784
Preparer's name SYAM PRIYA RAM SAGAR GUPTA TALLAM	Preparer tax identification number P02082703

Part I Due Diligence Requirements

Please check the appropriate box for the credit(s) and/or HOH filing status claimed on the return and complete the related Parts I-V for the benefit(s) claimed (check all that apply). EIC CTC/ACTC/ODC AOTC HOH

	Yes	No	N/A
1 Did you complete the return based on information for the applicable tax year provided by the taxpayer or reasonably obtained by you? (See instructions if relying on prior year earned income.)	<input checked="" type="checkbox"/>	<input type="checkbox"/>	
2 If credits are claimed on the return, did you complete the applicable EIC and/or CTC/ACTC/ODC worksheets found in the Form 1040, 1040-SR, 1040-NR, 1040-PR, 1040-SS, or Schedule 8812 (Form 1040) instructions, and/or the AOTC worksheet found in the Form 8863 instructions, or your own worksheet(s) that provides the same information, and all related forms and schedules for each credit claimed?	<input checked="" type="checkbox"/>	<input type="checkbox"/>	<input type="checkbox"/>
3 Did you satisfy the knowledge requirement? To meet the knowledge requirement, you must do both of the following. • Interview the taxpayer, ask questions, and contemporaneously document the taxpayer's responses to determine that the taxpayer is eligible to claim the credit(s) and/or HOH filing status. • Review information to determine that the taxpayer is eligible to claim the credit(s) and/or HOH filing status and to figure the amount(s) of any credit(s)	<input checked="" type="checkbox"/>	<input type="checkbox"/>	
4 Did any information provided by the taxpayer or a third party for use in preparing the return, or information reasonably known to you, appear to be incorrect, incomplete, or inconsistent? (If "Yes," answer questions 4a and 4b. If "No," go to question 5.)	<input type="checkbox"/>	<input checked="" type="checkbox"/>	
a Did you make reasonable inquiries to determine the correct, complete, and consistent information?	<input type="checkbox"/>	<input type="checkbox"/>	
b Did you contemporaneously document your inquiries? (Documentation should include the questions you asked, whom you asked, when you asked, the information that was provided, and the impact the information had on your preparation of the return.)	<input type="checkbox"/>	<input type="checkbox"/>	
5 Did you satisfy the record retention requirement? To meet the record retention requirement, you must keep a copy of your documentation referenced in question 4b, a copy of this Form 8867, a copy of any applicable worksheet(s), a record of how, when, and from whom the information used to prepare Form 8867 and any applicable worksheet(s) was obtained, and a copy of any document(s) provided by the taxpayer that you relied on to determine eligibility for the credit(s) and/or HOH filing status or to figure the amount(s) of the credit(s) List those documents provided by the taxpayer, if any, that you relied on: _____ _____ _____	<input checked="" type="checkbox"/>	<input type="checkbox"/>	
6 Did you ask the taxpayer whether he/she could provide documentation to substantiate eligibility for the credit(s) and/or HOH filing status and the amount(s) of any credit(s) claimed on the return if his/her return is selected for audit?	<input checked="" type="checkbox"/>	<input type="checkbox"/>	
7 Did you ask the taxpayer if any of these credits were disallowed or reduced in a previous year? (If credits were disallowed or reduced, go to question 7a; if not, go to question 8.)	<input checked="" type="checkbox"/>	<input type="checkbox"/>	<input type="checkbox"/>
a Did you complete the required recertification Form 8862?	<input type="checkbox"/>	<input type="checkbox"/>	<input type="checkbox"/>
8 If the taxpayer is reporting self-employment income, did you ask questions to prepare a complete and correct Schedule C (Form 1040)?	<input type="checkbox"/>	<input type="checkbox"/>	<input type="checkbox"/>

Part II Due Diligence Questions for Returns Claiming EIC (If the return does not claim EIC, go to Part III.)

	Yes	No	N/A
9a Have you determined that the taxpayer is eligible to claim the EIC for the number of qualifying children claimed, or is eligible to claim the EIC without a qualifying child? (If the taxpayer is claiming the EIC and does not have a qualifying child, go to question 10.)	<input type="checkbox"/>	<input type="checkbox"/>	
b Did you ask the taxpayer if the child lived with the taxpayer for over half of the year, even if the taxpayer has supported the child the entire year?	<input type="checkbox"/>	<input type="checkbox"/>	
c Did you explain to the taxpayer the rules about claiming the EIC when a child is the qualifying child of more than one person (tiebreaker rules)?	<input type="checkbox"/>	<input type="checkbox"/>	<input type="checkbox"/>

Part III Due Diligence Questions for Returns Claiming CTC/ACTC/ODC (If the return does not claim CTC, ACTC, or ODC, go to Part IV.)

	Yes	No	N/A
10 Have you determined that each qualifying person for the CTC/ACTC/ODC is the taxpayer's dependent who is a citizen, national, or resident of the United States?	<input checked="" type="checkbox"/>	<input type="checkbox"/>	
11 Did you explain to the taxpayer that he/she may not claim the CTC/ACTC if the child has not lived with the taxpayer for over half of the year, even if the taxpayer has supported the child, unless the child's custodial parent has released a claim to exemption for the child?	<input checked="" type="checkbox"/>	<input type="checkbox"/>	<input type="checkbox"/>
12 Did you explain to the taxpayer the rules about claiming the CTC/ACTC/ODC for a child of divorced or separated parents (or parents who live apart), including any requirement to attach a Form 8332 or similar statement to the return?	<input checked="" type="checkbox"/>	<input type="checkbox"/>	<input type="checkbox"/>

Part IV Due Diligence Questions for Returns Claiming AOTC (If the return does not claim AOTC, go to Part V.)

	Yes	No
13 Did the taxpayer provide substantiation for the credit, such as a Form 1098-T and/or receipts for the qualified tuition and related expenses for the claimed AOTC?	<input type="checkbox"/>	<input type="checkbox"/>

Part V Due Diligence Questions for Claiming HOH (If the return does not claim HOH filing status, go to Part VI.)

	Yes	No
14 Have you determined that the taxpayer was unmarried or considered unmarried on the last day of the tax year and provided more than half of the cost of keeping up a home for the year for a qualifying person?	<input type="checkbox"/>	<input type="checkbox"/>

Part VI Eligibility Certification

You will have complied with all due diligence requirements for claiming the applicable credit(s) and/or HOH filing status on the return of the taxpayer identified above if you:


- A. Interview the taxpayer, ask adequate questions, contemporaneously document the taxpayer's responses on the return or in your notes, review adequate information to determine if the taxpayer is eligible to claim the credit(s) and/or HOH filing status and to figure the amount(s) of the credit(s);
- B. Complete this Form 8867 truthfully and accurately and complete the actions described in this checklist for any applicable credit(s) claimed and HOH filing status, if claimed;
- C. Submit Form 8867 in the manner required; **and**
- D. Keep all five of the following records for 3 years from the latest of the dates specified in the Form 8867 instructions under *Document Retention*.
 - 1. A copy of this Form 8867.
 - 2. The applicable worksheet(s) or your own worksheet(s) for any credit(s) claimed.
 - 3. Copies of any documents provided by the taxpayer on which you relied to determine the taxpayer's eligibility for the credit(s) and/or HOH filing status and to figure the amount(s) of the credit(s).
 - 4. A record of how, when, and from whom the information used to prepare this form and the applicable worksheet(s) was obtained.
 - 5. A record of any additional information you relied upon, including questions you asked and the taxpayer's responses, to determine the taxpayer's eligibility for the credit(s) and/or HOH filing status and to figure the amount(s) of the credit(s).

If you have not complied with all due diligence requirements, you may have to pay a penalty for each failure to comply related to a claim of an applicable credit or HOH filing status (see instructions for more information).

	Yes	No
15 Do you certify that all of the answers on this Form 8867 are, to the best of your knowledge, true, correct, and complete?	<input checked="" type="checkbox"/>	<input type="checkbox"/>



2300411514



Georgia Form **500** (Rev. 06/22/22)

Individual Income Tax Return

Georgia Department of Revenue

2022 (Approved software version)

Page **1**

Fiscal Year
Beginning

STATE GA
ISSUED

Fiscal Year
Ending

YOUR DRIVER'S
LICENSE/STATE ID

070643758

YOUR FIRST NAME
1. SIDDESWARA

MI YOUR SOCIAL SECURITY NUMBER
741-78-1784

LAST NAME (For Name Change See IT-511 Tax Booklet)
GAJULABALIJA

SUFFIX

SPOUSE'S FIRST NAME
POORNIMA

MI SPOUSE'S SOCIAL SECURITY NUMBER
380-83-2692

LAST NAME
AMMISSETTY

SUFFIX

DEPARTMENT USE ONLY

ADDRESS (NUMBER AND STREET or P.O. BOX) (Use 2nd address line for Apt, Suite or Building Number) CHECK IF ADDRESS HAS CHANGED
2. 33106 DEER TRL

CITY (Please insert a space if the city has multiple names)
3. ALPHARETTA

STATE ZIP CODE
GA 30004

(COUNTRY IF FOREIGN)

4. Enter your Residency Status with the appropriate number 4. 1

Residency Status

1. FULL-YEAR RESIDENT 2. PART-YEAR RESIDENT TO 3. NONRESIDENT

Omit Lines 9 thru 14 and use Form 500 Schedule 3 if you are a part-year or nonresident filer.

5. Enter Filing Status with appropriate letter (See IT-511 Tax Booklet)..... 5. B

Filing Status

A. Single B. Married filing joint C. Married filing separate (Spouse's social security number must be entered above) D. Head of Household or Qualifying Surviving Spouse

6. Number of exemptions (Check appropriate box(es) and enter total in 6c.) 6a. Yourself X 6b. Spouse X 6c. 2

7a. Number of Dependents (Enter details on Line 7b., and DO NOT include yourself or your spouse)..... 7a. 1



2300411524

YOUR SOCIAL SECURITY NUMBER
 741-78-1784

7b. Dependents (If you have more than 4 dependents, attach a list of additional dependents)

First Name, MI.	Last Name
GAGANSAI	GAJULABALIJA
Social Security Number	Relationship to You
819-49-4820	SON

First Name, MI.	Last Name
Social Security Number	Relationship to You

First Name, MI.	Last Name
Social Security Number	Relationship to You

First Name, MI.	Last Name
Social Security Number	Relationship to You

INCOME COMPUTATIONS

If amount on line 8, 9, 10, 13 or 15 is negative, use the minus sign (-). Example -3456.

8. Federal adjusted gross income (From Federal Form 1040).....	8.	106383
(Do not use FEDERAL TAXABLE INCOME) If the amount on Line 8 is \$40,000 or more, or your gross income is less than your W-2s you must include a copy of your Federal Form 1040 Pages 1, 2, and Schedule 1.		
9. Adjustments from Form 500 Schedule 1 (See IT-511 Tax Booklet)	9.	
10. Georgia adjusted gross income (Net total of Line 8 and Line 9).....	10.	106383
11. Standard Deduction (Do not use FEDERAL STANDARD DEDUCTION).....	11a.	7100
(See IT-511 Tax Booklet)		
b. Self: 65 or over? Blind? Total x 1,300=.....	11b.	
Spouse: 65 or over? Blind?		
c. Total Standard Deduction (Line 11a + Line 11b).....	11c.	7100
Use EITHER Line 11c OR Line 12c (Do not write on both lines)		
12. Total Itemized Deductions used in computing Federal Taxable Income. If you use itemized deductions, you must include Federal Schedule A.		
a. Federal Itemized Deductions (Schedule A- Form 1040).....	12a.	
b. Less adjustments: (See IT-511 Tax Booklet)	12b.	
c. Georgia Total Itemized Deductions.....	12c.	
13. Subtract either Line 11c or Line 12c from Line 10; enter balance.....	13.	99283



2300411534

YOUR SOCIAL SECURITY NUMBER
741-78-1784

Page 3

14a. Enter the number from Line 6c. 2 Multiply by \$2,700 for filing status A or D or multiply by \$3,700 for filing status B or C	14a.	7400
14b. Enter the number from Line 7a. 1 Multiply by \$3,000.....	14b.	3000
14c. Add Lines 14a. and 14b. Enter total	14c.	10400
15a. Income before GA NOL (Line 13 less Line 14c or Schedule 3, Line 14).....	15a.	88883
15b. Georgia NOL utilized (Cannot exceed Line 15a or the amount after applying the 80% limitation, see IT-511 Tax Booklet for more information)....	15b.	
15c. Georgia Taxable Income (Line 15a less Line 15b).....	15c.	88883
16. Tax (Use Tax Rate Schedule in the IT-511 Tax Booklet)	16.	4876
17. Low Income Credit 17a. 17b. 	17c.	
18. Other State(s) Tax Credit (Include a copy of the other state(s) return)	18.	
19. Credits used from IND-CR Summary Worksheet	19.	
20. Total Credits Used from Schedule 2 Georgia Tax Credits (must be filed electronically)	20.	
21. Total Credits Used (sum of Lines 17-20) cannot exceed Line 16	21.	0
22. Balance (Line 16 less Line 21) if zero or less than zero, enter zero	22.	4876

INCOME STATEMENT DETAILS Only enter income on which Georgia tax was withheld. Enter income from W-2s, 1099s, and G2-As on Line 4 GA Wages/Income. For other income statements complete Line 4 using the income reported from **Form G2-RP Line 12 or 13; Form G2-LP Line 11**, or for **Form G2-FL enter zero**.

(INCOME STATEMENT A)				(INCOME STATEMENT B)				(INCOME STATEMENT C)			
1. WITHHOLDING TYPE:				1. WITHHOLDING TYPE:				1. WITHHOLDING TYPE:			
<input checked="" type="checkbox"/> W-2	G2-A	G2-LP		W-2	G2-A	G2-LP		W-2	G2-A	G2-LP	
1099	G2-FL	G2-RP		1099	G2-FL	G2-RP		1099	G2-FL	G2-RP	
2. EMPLOYER/PAYER FEDERAL ID NUMBER (FEIN) <input checked="" type="checkbox"/> SSN				2. EMPLOYER/PAYER FEDERAL ID NUMBER (FEIN) SSN				2. EMPLOYER/PAYER FEDERAL ID NUMBER (FEIN) SSN			
203469219											
3. EMPLOYER/PAYER STATE WITHHOLDING ID				3. EMPLOYER/PAYER STATE WITHHOLDING ID				3. EMPLOYER/PAYER STATE WITHHOLDING ID			
30739820P											
4. GA WAGES / INCOME				4. GA WAGES / INCOME				4. GA WAGES / INCOME			
120883											
5. GA TAX WITHHELD				5. GA TAX WITHHELD				5. GA TAX WITHHELD			
5983											

PLEASE COMPLETE INCOME STATEMENT DETAILS ON PAGE 4.

This Page (3) is required for processing

REV 01/03/23 PRO



YOUR SOCIAL SECURITY NUMBER
 741-78-1784

Page 4

(INCOME STATEMENT D)			(INCOME STATEMENT E)			(INCOME STATEMENT F)		
1. WITHHOLDING TYPE:			1. WITHHOLDING TYPE:			1. WITHHOLDING TYPE:		
W-2	G2-A	G2-LP	W-2	G2-A	G2-LP	W-2	G2-A	G2-LP
1099	G2-FL	G2-RP	1099	G2-FL	G2-RP	1099	G2-FL	G2-RP
2. EMPLOYER/PAYER FEDERAL ID NUMBER (FEIN)	SSN		2. EMPLOYER/PAYER FEDERAL ID NUMBER (FEIN)	SSN		2. EMPLOYER/PAYER FEDERAL ID NUMBER (FEIN)	SSN	
3. EMPLOYER/PAYER STATE WITHHOLDING ID			3. EMPLOYER/PAYER STATE WITHHOLDING ID			3. EMPLOYER/PAYER STATE WITHHOLDING ID		
4. GA WAGES / INCOME			4. GA WAGES / INCOME			4. GA WAGES / INCOME		
5. GA TAX WITHHELD			5. GA TAX WITHHELD			5. GA TAX WITHHELD		
23. Georgia Income Tax Withheld on Wages and 1099s	23.	5983	(Enter Tax Withheld Only and include W-2s and/or 1099s)					
24. Other Georgia Income Tax Withheld.....	24.		(Must include G2-A, G2-FL, G2-LP and/or G2-RP)					
25. Estimated Tax paid for 2022 and Form IT-560	25.							
26. Schedule 2B Refundable Tax Credits.....	26.		(Cannot be claimed unless filed electronically)					
27. Total prepayment credits (Add Lines 23, 24, 25 and 26).....	27.	5983						
28. If Line 22 exceeds Line 27, subtract Line 27 from Line 22 and enter balance due.....	28.							
29. If Line 27 exceeds Line 22, subtract Line 22 from Line 27 and enter overpayment	29.	1107						
30. Amount to be credited to 2023 ESTIMATED TAX	30.	0						
31. Georgia Wildlife Conservation Fund (No gift of less than \$1.00).....	31.							
32. Georgia Fund for Children and Elderly (No gift of less than \$1.00).....	32.							
33. Georgia Cancer Research Fund (No gift of less than \$1.00)	33.							
34. Georgia Land Conservation Program (No gift of less than \$1.00).....	34.							
35. Georgia National Guard Foundation (No gift of less than \$1.00)	35.							
36. Dog & Cat Sterilization Fund (No gift of less than \$1.00).....	36.							
37. Saving the Cure Fund (No gift of less than \$1.00).....	37.							
38. Realizing Educational Achievement Can Happen (REACH) Program	38.		(No gift of less than \$1.00)					



2300411554

YOUR SOCIAL SECURITY NUMBER
741-78-1784

Page 5

- 39. Public Safety Memorial Grant (No gift of less than \$1.00)..... 39.
- 40. Form 500 UET (Estimated tax penalty) 500 UET exception attached 40.
- 41. Penalty: Late Payment and/or Late Filing..... 41.
- 42. Interest 42.
- 43. (If you owe) Add Lines 28, 31 thru 42 43.
**MAKE CHECK PAYABLE TO GEORGIA DEPARTMENT OF REVENUE,
Mail To: GEORGIA DEPARTMENT OF REVENUE PROCESSING CENTER,
PO BOX 740399 ATLANTA, GA 30374-0399**

44. (If you are due a refund) Subtract the sum of Lines 30 thru 42 from Line 29
THIS IS YOUR REFUND..... 44. **1107**
Refund Due Mail To: **GEORGIA DEPARTMENT OF REVENUE PROCESSING CENTER,
PO BOX 740380 ATLANTA, GA 30374-0380**

If you do not enter Direct Deposit information or if you are a first time filer you will be issued a paper check.

44a. Direct Deposit (U.S. Accounts Only) Type: Checking Savings
Routing Number 026009593 Account Number 334070559604

Mail pages 1-5 and any applicable schedules, forms, and documentation. DO NOT staple pages.

I/We declare under the penalties of perjury that I/we have examined this return (including accompanying schedules and statements) and to the best of my/our knowledge and belief, it is true, correct, and complete. If prepared by a person other than the taxpayer(s), this declaration is based on all information of which the preparer has knowledge.

Taxpayer's Signature (Check box if deceased) Spouse's Signature (Check box if deceased)
Taxpayer's Date of Death Spouse's Date of Death

Taxpayer's Signature Date Taxpayer's Phone Number Spouse's Signature Date

By providing my e-mail address I am authorizing the Georgia Department of Revenue to electronically notify me at the below e-mail address regarding any updates to my account(s).

Taxpayer's E-mail Address

I authorize DOR to discuss this return with the named preparer.

SYAM PRIYA RAM SAGAR GUPTA TALLAM
Signature of Preparer
Name of Preparer Other Than Taxpayer
SYAM PRIYA RAM SAGAR GUPT

Preparer's Phone Number
678-965-9522
Preparer's FEIN
84-3171965

Preparer's Firm Name
GLOBAL TAXES LLC

Preparer's SSN/PTIN/SIDN
P02082703

Filing Status [] Single [X] Married filing jointly [] Married filing separately (MFS) [] Head of household (HOH) [] Qualifying surviving spouse (QSS)
Check only one box. If you checked the MFS box, enter the name of your spouse. If you checked the HOH or QSS box, enter the child's name if the qualifying person is a child but not your dependent:

Form fields for personal information: Your first name and middle initial (SIDDESWARA), Last name (GAJULABALIJA), Your social security number (741-78-1784), Spouse's social security number (380-83-2692), Home address (33106 DEER TRL), City (ALPHARETTA), State (GA), ZIP code (30004).

Digital Assets At any time during 2022, did you: (a) receive (as a reward, award, or payment for property or services); or (b) sell, exchange, gift, or otherwise dispose of a digital asset (or a financial interest in a digital asset)? (See instructions.) [] Yes [X] No

Standard Deduction Someone can claim: [] You as a dependent [] Your spouse as a dependent [] Spouse itemizes on a separate return or you were a dual-status alien

Age/Blindness You: [] Were born before January 2, 1958 [] Are blind Spouse: [] Was born before January 2, 1958 [] Is blind

Table with 5 columns: (1) First name, Last name, (2) Social security number, (3) Relationship to you, (4) Check the box if qualifies for (see instructions): Child tax credit, Credit for other dependents. Row 1: GAGANSAI, GAJULABALIJA, 819-49-4820, Son, [X] in Child tax credit.

Income section table with columns 1a-1z and 1a-1z. 1a Total amount from Form(s) W-2, box 1 (see instructions) 120,883. 1z Add lines 1a through 1h 120,883.

Table for interest and dividends: 2a Tax-exempt interest, 2b Taxable interest, 3a Qualified dividends, 3b Ordinary dividends, 4a IRA distributions, 4b Taxable amount, 5a Pensions and annuities, 5b Taxable amount, 6a Social security benefits, 6b Taxable amount.

Table for adjustments and deductions: 7 Capital gain or (loss), 8 Other income from Schedule 1, line 10, 9 Add lines 1z, 2b, 3b, 4b, 5b, 6b, 7, and 8. This is your total income 106,383. 11 Subtract line 10 from line 9. This is your adjusted gross income 106,383. 12 Standard deduction or itemized deductions (from Schedule A) 25,900. 15 Subtract line 14 from line 11. If zero or less, enter -0-. This is your taxable income 80,483.

Tax and Credits	16	Tax (see instructions). Check if any from Form(s): 1 <input type="checkbox"/> 8814 2 <input type="checkbox"/> 4972 3 <input type="checkbox"/> _____	16	9,246.
	17	Amount from Schedule 2, line 3	17	
	18	Add lines 16 and 17	18	9,246.
	19	Child tax credit or credit for other dependents from Schedule 8812	19	2,000.
	20	Amount from Schedule 3, line 8	20	
	21	Add lines 19 and 20	21	2,000.
	22	Subtract line 21 from line 18. If zero or less, enter -0-	22	7,246.
	23	Other taxes, including self-employment tax, from Schedule 2, line 21	23	0.
	24	Add lines 22 and 23. This is your total tax	24	7,246.

Payments	25	Federal income tax withheld from:		
	a	Form(s) W-2	25a	13,109.
	b	Form(s) 1099	25b	
	c	Other forms (see instructions)	25c	
	d	Add lines 25a through 25c	25d	13,109.
	26	2022 estimated tax payments and amount applied from 2021 return	26	
	27	Earned income credit (EIC) <input type="checkbox"/> NO	27	
	28	Additional child tax credit from Schedule 8812	28	
	29	American opportunity credit from Form 8863, line 8	29	
	30	Reserved for future use	30	
	31	Amount from Schedule 3, line 15	31	
	32	Add lines 27, 28, 29, and 31. These are your total other payments and refundable credits	32	
	33	Add lines 25d, 26, and 32. These are your total payments	33	13,109.

Refund	34	If line 33 is more than line 24, subtract line 24 from line 33. This is the amount you overpaid	34	5,863.
	35a	Amount of line 34 you want refunded to you . If Form 8888 is attached, check here <input type="checkbox"/>	35a	5,863.
Direct deposit? See instructions.	b	Routing number 026009593 c Type: <input checked="" type="checkbox"/> Checking <input type="checkbox"/> Savings		
	d	Account number 334070559604		
	36	Amount of line 34 you want applied to your 2023 estimated tax	36	

Amount You Owe	37	Subtract line 33 from line 24. This is the amount you owe . For details on how to pay, go to www.irs.gov/Payments or see instructions	37	
	38	Estimated tax penalty (see instructions)	38	

Third Party Designee Do you want to allow another person to discuss this return with the IRS? See instructions **Yes**. Complete below. **No**

Designee's name _____ Phone no. _____ Personal identification number (PIN) _____

Sign Here Under penalties of perjury, I declare that I have examined this return and accompanying schedules and statements, and to the best of my knowledge and belief, they are true, correct, and complete. Declaration of preparer (other than taxpayer) is based on all information of which preparer has any knowledge.

Your signature	Date	Your occupation USABILITY ANALYST	If the IRS sent you an Identity Protection PIN, enter it here (see inst.)
Spouse's signature. If a joint return, both must sign.	Date	Spouse's occupation HOME MAKER	If the IRS sent your spouse an Identity Protection PIN, enter it here (see inst.)
Phone no.	Email address SIDDESWARAGAJULA@GMAIL.COM		

Paid Preparer Use Only

Preparer's name SYAM PRIYA RAM SAGAR GUPTA TALLAM	Preparer's signature SYAM PRIYA RAM SAGAR GUPTA TALLAM	Date 03/04/2023	PTIN P02082703	Check if: <input type="checkbox"/> Self-employed
Firm's name GLOBAL TAXES LLC	Firm's address 245 ROONEY CT E BRUNSWICK NJ 08816		Phone no. (678) 965-9522	Firm's EIN 84-3171965

**SCHEDULE 1
(Form 1040)**

Department of the Treasury
Internal Revenue Service

Additional Income and Adjustments to Income

Attach to Form 1040, 1040-SR, or 1040-NR.

Go to www.irs.gov/Form1040 for instructions and the latest information.

OMB No. 1545-0074

2022
Attachment
Sequence No. **01**

Name(s) shown on Form 1040, 1040-SR, or 1040-NR

SIDDESWARA GAJULABALIJA & POORNIMA AMMISSETTY

Your social security number

741-78-1784

Part I Additional Income

1	Taxable refunds, credits, or offsets of state and local income taxes		1	
2a	Alimony received		2a	
b	Date of original divorce or separation agreement (see instructions): _____			
3	Business income or (loss). Attach Schedule C		3	
4	Other gains or (losses). Attach Form 4797		4	
5	Rental real estate, royalties, partnerships, S corporations, trusts, etc. Attach Schedule E		5	-14,500.
6	Farm income or (loss). Attach Schedule F		6	
7	Unemployment compensation		7	
8	Other income:			
a	Net operating loss	8a ()		
b	Gambling	8b		
c	Cancellation of debt	8c		
d	Foreign earned income exclusion from Form 2555	8d ()		
e	Income from Form 8853	8e		
f	Income from Form 8889	8f		
g	Alaska Permanent Fund dividends	8g		
h	Jury duty pay	8h		
i	Prizes and awards	8i		
j	Activity not engaged in for profit income	8j		
k	Stock options	8k		
l	Income from the rental of personal property if you engaged in the rental for profit but were not in the business of renting such property	8l		
m	Olympic and Paralympic medals and USOC prize money (see instructions)	8m		
n	Section 951(a) inclusion (see instructions)	8n		
o	Section 951A(a) inclusion (see instructions)	8o		
p	Section 461(l) excess business loss adjustment	8p		
q	Taxable distributions from an ABL account (see instructions)	8q		
r	Scholarship and fellowship grants not reported on Form W-2	8r		
s	Nontaxable amount of Medicaid waiver payments included on Form 1040, line 1a or 1d	8s ()		
t	Pension or annuity from a nonqualified deferred compensation plan or a nongovernmental section 457 plan	8t		
u	Wages earned while incarcerated	8u		
z	Other income. List type and amount: _____	8z		
9	Total other income. Add lines 8a through 8z		9	
10	Combine lines 1 through 7 and 9. Enter here and on Form 1040, 1040-SR, or 1040-NR, line 8		10	-14,500.

For Paperwork Reduction Act Notice, see your tax return instructions.

Part II Adjustments to Income

11	Educator expenses		11	
12	Certain business expenses of reservists, performing artists, and fee-basis government officials. Attach Form 2106		12	
13	Health savings account deduction. Attach Form 8889		13	
14	Moving expenses for members of the Armed Forces. Attach Form 3903		14	
15	Deductible part of self-employment tax. Attach Schedule SE		15	
16	Self-employed SEP, SIMPLE, and qualified plans		16	
17	Self-employed health insurance deduction		17	
18	Penalty on early withdrawal of savings		18	
19a	Alimony paid		19a	
b	Recipient's SSN			
c	Date of original divorce or separation agreement (see instructions): _____			
20	IRA deduction		20	
21	Student loan interest deduction		21	
22	Reserved for future use		22	
23	Archer MSA deduction		23	
24	Other adjustments:			
a	Jury duty pay (see instructions)	24a		
b	Deductible expenses related to income reported on line 8l from the rental of personal property engaged in for profit	24b		
c	Nontaxable amount of the value of Olympic and Paralympic medals and USOC prize money reported on line 8m	24c		
d	Reforestation amortization and expenses	24d		
e	Repayment of supplemental unemployment benefits under the Trade Act of 1974	24e		
f	Contributions to section 501(c)(18)(D) pension plans	24f		
g	Contributions by certain chaplains to section 403(b) plans	24g		
h	Attorney fees and court costs for actions involving certain unlawful discrimination claims (see instructions)	24h		
i	Attorney fees and court costs you paid in connection with an award from the IRS for information you provided that helped the IRS detect tax law violations	24i		
j	Housing deduction from Form 2555	24j		
k	Excess deductions of section 67(e) expenses from Schedule K-1 (Form 1041)	24k		
z	Other adjustments. List type and amount: _____	24z		
25	Total other adjustments. Add lines 24a through 24z		25	
26	Add lines 11 through 23 and 25. These are your adjustments to income . Enter here and on Form 1040 or 1040-SR, line 10, or Form 1040-NR, line 10a		26	







GTAX-TAX -FINAL DRAFT COPY TY-2022 (1)

Final Audit Report

2023-03-03

Created:	2023-03-03
By:	Siddeswara Gajulabaliya (siddeswaragajula@gmail.com)
Status:	Signed
Transaction ID:	CBJCHBCAABAAhINXfCYOTMECKiY9GFeJKu4Dweo48XT3

"GTAX-TAX -FINAL DRAFT COPY TY-2022 (1)" History

-  Document created by Siddeswara Gajulabaliya (siddeswaragajula@gmail.com)
2023-03-03 - 9:57:17 PM GMT
-  Document emailed to poorniammisetty@gmail.com for signature
2023-03-03 - 9:57:38 PM GMT
-  Email viewed by poorniammisetty@gmail.com
2023-03-03 - 9:58:06 PM GMT
-  Signer poorniammisetty@gmail.com entered name at signing as Poornima Ammisetty
2023-03-03 - 9:58:29 PM GMT
-  Document e-signed by Poornima Ammisetty (poorniammisetty@gmail.com)
Signature Date: 2023-03-03 - 9:58:31 PM GMT - Time Source: server
-  Agreement completed.
2023-03-03 - 9:58:31 PM GMT