

IRS e-file Signature Authorization

▶ **ERO must obtain and retain completed Form 8879.**
▶ **Go to www.irs.gov/Form8879 for the latest information.**

Submission Identification Number (SID) ▶

Taxpayer's name VEERA SURAMPUDI	Social security number 374-31-5442
Spouse's name ARUNA REDDOLU	Spouse's social security number 154-17-0936

Part I Tax Return Information – Tax Year Ending December 31, 2022 (Enter year you are authorizing.)

Enter whole dollars only on lines 1 through 5.

Note: Form 1040-SS filers use line 4 only. Leave lines 1, 2, 3, and 5 blank.

1 Adjusted gross income	1	241,329.
2 Total tax	2	39,554.
3 Federal income tax withheld from Form(s) W-2 and Form(s) 1099	3	38,457.
4 Amount you want refunded to you	4	
5 Amount you owe	5	1,097.

Part II Taxpayer Declaration and Signature Authorization (Be sure you get and keep a copy of your return)

Under penalties of perjury, I declare that I have examined a copy of the income tax return (original or amended) I am now authorizing, and to the best of my knowledge and belief, it is true, correct, and complete. I further declare that the amounts in Part I above are the amounts from the income tax return (original or amended) I am now authorizing. I consent to allow my intermediate service provider, transmitter, or electronic return originator (ERO) to send my return to the IRS and to receive from the IRS (a) an acknowledgement of receipt or reason for rejection of the transmission, (b) the reason for any delay in processing the return or refund, and (c) the date of any refund. If applicable, I authorize the U.S. Treasury and its designated Financial Agent to initiate an ACH electronic funds withdrawal (direct debit) entry to the financial institution account indicated in the tax preparation software for payment of my federal taxes owed on this return and/or a payment of estimated tax, and the financial institution to debit the entry to this account. This authorization is to remain in full force and effect until I notify the U.S. Treasury Financial Agent to terminate the authorization. To revoke (cancel) a payment, I must contact the U.S. Treasury Financial Agent at **1-888-353-4537**. Payment cancellation requests must be received no later than 2 business days prior to the payment (settlement) date. I also authorize the financial institutions involved in the processing of the electronic payment of taxes to receive confidential information necessary to answer inquiries and resolve issues related to the payment. I further acknowledge that the personal identification number (PIN) below is my signature for the income tax return (original or amended) I am now authorizing and, if applicable, my Electronic Funds Withdrawal Consent.

Taxpayer's PIN: check one box only

- I authorize GLOBAL TAXES LLC to enter or generate my PIN

1	5	4	4	2
---	---	---	---	---

 as my signature on the income tax return (original or amended) I am now authorizing.
ERO firm name
Enter five digits, but don't enter all zeros
- I will enter my PIN as my signature on the income tax return (original or amended) I am now authorizing. Check this box **only** if you are entering your own PIN **and** your return is filed using the Practitioner PIN method. The ERO must complete Part III below.

Your signature ▶ _____ Date ▶ _____

Spouse's PIN: check one box only

- I authorize GLOBAL TAXES LLC to enter or generate my PIN

7	0	9	3	6
---	---	---	---	---

 as my signature on the income tax return (original or amended) I am now authorizing.
ERO firm name
Enter five digits, but don't enter all zeros
- I will enter my PIN as my signature on the income tax return (original or amended) I am now authorizing. Check this box **only** if you are entering your own PIN **and** your return is filed using the Practitioner PIN method. The ERO must complete Part III below.

Spouse's signature ▶ _____ Date ▶ _____

Practitioner PIN Method Returns Only—continue below

Part III Certification and Authentication – Practitioner PIN Method Only

ERO's EFIN/PIN. Enter your six-digit EFIN followed by your five-digit self-selected PIN.

2	2	2	4	9	6	6	1	9	8	9
---	---	---	---	---	---	---	---	---	---	---

Don't enter all zeros

I certify that the above numeric entry is my PIN, which is my signature for the electronic individual income tax return (original or amended) I am now authorized to file for tax year indicated above for the taxpayer(s) indicated above. I confirm that I am submitting this return in accordance with the requirements of the Practitioner PIN method and **Pub. 1345**, Handbook for Authorized IRS e-file Providers of Individual Income Tax Returns.

ERO's signature ▶ _____ Date ▶ _____

ERO Must Retain This Form – See Instructions
Don't Submit This Form to the IRS Unless Requested To Do So

Filing Status [] Single [X] Married filing jointly [] Married filing separately (MFS) [] Head of household (HOH) [] Qualifying surviving spouse (QSS)
Check only one box. If you checked the MFS box, enter the name of your spouse. If you checked the HOH or QSS box, enter the child's name if the qualifying person is a child but not your dependent:

Form fields for personal information: Your first name and middle initial (VEERA), Last name (SURAMPUDI), Your social security number (374-31-5442), Spouse's social security number (154-17-0936), Home address (42 NORTH ST, ROBBINSVILLE, NJ, 08691), and Presidential Election Campaign checkbox.

Digital Assets At any time during 2022, did you: (a) receive (as a reward, award, or payment for property or services); or (b) sell, exchange, gift, or otherwise dispose of a digital asset (or a financial interest in a digital asset)? (See instructions.) [] Yes [X] No

Standard Deduction Someone can claim: [] You as a dependent [] Your spouse as a dependent [] Spouse itemizes on a separate return or you were a dual-status alien

Age/Blindness You: [] Were born before January 2, 1958 [] Are blind Spouse: [] Was born before January 2, 1958 [] Is blind

Table with 6 columns: (1) First name, Last name, (2) Social security number, (3) Relationship to you, (4) Child tax credit, Credit for other dependents. Includes dependents KHYATHI S SURAMPUDI (Daughter) and HRISHIK SURAMPUDI (Son).

Main income table with columns for description and amount. Rows include Total amount from Form(s) W-2 (230,456), Taxable interest (5), Taxable dividends (5), Taxable amount (21,800), Capital gain or (loss) (432), Other income from Schedule 1 (11,364), Total income (241,329), Adjustments to income (10), Adjusted gross income (241,329), Standard deduction (25,900), and Taxable income (215,429).

Table with 2 columns: Line number and Amount. Rows 16-24: Tax and Credits. Total tax: 39,554.

Table with 2 columns: Line number and Amount. Rows 25-33: Payments. Total payments: 38,457.

Table with 2 columns: Line number and Amount. Rows 34-36: Refund. Amount applied to 2023 tax: 36.

Table with 2 columns: Line number and Amount. Rows 37-38: Amount You Owe. Total amount owed: 1,097.

Third Party Designee section. Includes checkboxes for 'Yes' and 'No', and fields for name, phone, and PIN.

Sign Here section. Includes signature lines for taxpayer and spouse, occupation (SOFTWARE ENGINEER), and date.

Paid Preparer Use Only section. Includes fields for preparer's name, signature, date, PTIN, firm's name, address, and phone number.

**SCHEDULE 1
(Form 1040)**

Department of the Treasury
Internal Revenue Service

Additional Income and Adjustments to Income

Attach to Form 1040, 1040-SR, or 1040-NR.

Go to www.irs.gov/Form1040 for instructions and the latest information.

OMB No. 1545-0074

2022

Attachment
Sequence No. **01**

Name(s) shown on Form 1040, 1040-SR, or 1040-NR

VEERA SURAMPUDI & ARUNA REDDOLU

Your social security number

374-31-5442

Part I Additional Income

1	Taxable refunds, credits, or offsets of state and local income taxes		1	
2a	Alimony received		2a	
b	Date of original divorce or separation agreement (see instructions): _____			
3	Business income or (loss). Attach Schedule C		3	
4	Other gains or (losses). Attach Form 4797		4	
5	Rental real estate, royalties, partnerships, S corporations, trusts, etc. Attach Schedule E		5	-11,364.
6	Farm income or (loss). Attach Schedule F		6	
7	Unemployment compensation		7	
8	Other income:			
a	Net operating loss	8a ()		
b	Gambling	8b		
c	Cancellation of debt	8c		
d	Foreign earned income exclusion from Form 2555	8d ()		
e	Income from Form 8853	8e		
f	Income from Form 8889	8f		
g	Alaska Permanent Fund dividends	8g		
h	Jury duty pay	8h		
i	Prizes and awards	8i		
j	Activity not engaged in for profit income	8j		
k	Stock options	8k		
l	Income from the rental of personal property if you engaged in the rental for profit but were not in the business of renting such property	8l		
m	Olympic and Paralympic medals and USOC prize money (see instructions)	8m		
n	Section 951(a) inclusion (see instructions)	8n		
o	Section 951A(a) inclusion (see instructions)	8o		
p	Section 461(l) excess business loss adjustment	8p		
q	Taxable distributions from an ABLÉ account (see instructions)	8q		
r	Scholarship and fellowship grants not reported on Form W-2	8r		
s	Nontaxable amount of Medicaid waiver payments included on Form 1040, line 1a or 1d	8s ()		
t	Pension or annuity from a nonqualified deferred compensation plan or a nongovernmental section 457 plan	8t		
u	Wages earned while incarcerated	8u		
z	Other income. List type and amount: _____	8z		
9	Total other income. Add lines 8a through 8z		9	
10	Combine lines 1 through 7 and 9. Enter here and on Form 1040, 1040-SR, or 1040-NR, line 8		10	-11,364.

For Paperwork Reduction Act Notice, see your tax return instructions.

Schedule 1 (Form 1040) 2022

Part II Adjustments to Income

11	Educator expenses		11	
12	Certain business expenses of reservists, performing artists, and fee-basis government officials. Attach Form 2106		12	
13	Health savings account deduction. Attach Form 8889		13	
14	Moving expenses for members of the Armed Forces. Attach Form 3903		14	
15	Deductible part of self-employment tax. Attach Schedule SE		15	
16	Self-employed SEP, SIMPLE, and qualified plans		16	
17	Self-employed health insurance deduction		17	
18	Penalty on early withdrawal of savings		18	
19a	Alimony paid		19a	
b	Recipient's SSN			
c	Date of original divorce or separation agreement (see instructions): _____			
20	IRA deduction		20	
21	Student loan interest deduction		21	
22	Reserved for future use		22	
23	Archer MSA deduction		23	
24	Other adjustments:			
a	Jury duty pay (see instructions)	24a		
b	Deductible expenses related to income reported on line 8l from the rental of personal property engaged in for profit	24b		
c	Nontaxable amount of the value of Olympic and Paralympic medals and USOC prize money reported on line 8m	24c		
d	Reforestation amortization and expenses	24d		
e	Repayment of supplemental unemployment benefits under the Trade Act of 1974	24e		
f	Contributions to section 501(c)(18)(D) pension plans	24f		
g	Contributions by certain chaplains to section 403(b) plans	24g		
h	Attorney fees and court costs for actions involving certain unlawful discrimination claims (see instructions)	24h		
i	Attorney fees and court costs you paid in connection with an award from the IRS for information you provided that helped the IRS detect tax law violations	24i		
j	Housing deduction from Form 2555	24j		
k	Excess deductions of section 67(e) expenses from Schedule K-1 (Form 1041)	24k		
z	Other adjustments. List type and amount: _____	24z		
25	Total other adjustments. Add lines 24a through 24z		25	
26	Add lines 11 through 23 and 25. These are your adjustments to income . Enter here and on Form 1040 or 1040-SR, line 10, or Form 1040-NR, line 10a		26	

**SCHEDULE 2
(Form 1040)**

Department of the Treasury
Internal Revenue Service

Additional Taxes

Attach to Form 1040, 1040-SR, or 1040-NR.
Go to www.irs.gov/Form1040 for instructions and the latest information.

OMB No. 1545-0074

2022
Attachment
Sequence No. **02**

Name(s) shown on Form 1040, 1040-SR, or 1040-NR
VEERA SURAMPUDI & ARUNA REDDOLU

Your social security number
374-31-5442

Part I Tax

1	Alternative minimum tax. Attach Form 6251	1	
2	Excess advance premium tax credit repayment. Attach Form 8962	2	
3	Add lines 1 and 2. Enter here and on Form 1040, 1040-SR, or 1040-NR, line 17	3	

Part II Other Taxes

4	Self-employment tax. Attach Schedule SE	4	
5	Social security and Medicare tax on unreported tip income. Attach Form 4137	5	
6	Uncollected social security and Medicare tax on wages. Attach Form 8919	6	
7	Total additional social security and Medicare tax. Add lines 5 and 6	7	
8	Additional tax on IRAs or other tax-favored accounts. Attach Form 5329 if required. If not required, check here <input checked="" type="checkbox"/>	8	2,180.
9	Household employment taxes. Attach Schedule H	9	
10	Repayment of first-time homebuyer credit. Attach Form 5405 if required	10	500.
11	Additional Medicare Tax. Attach Form 8959	11	
12	Net investment income tax. Attach Form 8960	12	
13	Uncollected social security and Medicare or RRTA tax on tips or group-term life insurance from Form W-2, box 12	13	
14	Interest on tax due on installment income from the sale of certain residential lots and timeshares	14	
15	Interest on the deferred tax on gain from certain installment sales with a sales price over \$150,000	15	
16	Recapture of low-income housing credit. Attach Form 8611	16	

(continued on page 2)

Part II Other Taxes *(continued)*

17	Other additional taxes:		
a	Recapture of other credits. List type, form number, and amount: _____	17a	
b	Recapture of federal mortgage subsidy, if you sold your home see instructions	17b	
c	Additional tax on HSA distributions. Attach Form 8889	17c	
d	Additional tax on an HSA because you didn't remain an eligible individual. Attach Form 8889	17d	
e	Additional tax on Archer MSA distributions. Attach Form 8853	17e	
f	Additional tax on Medicare Advantage MSA distributions. Attach Form 8853	17f	
g	Recapture of a charitable contribution deduction related to a fractional interest in tangible personal property	17g	
h	Income you received from a nonqualified deferred compensation plan that fails to meet the requirements of section 409A	17h	
i	Compensation you received from a nonqualified deferred compensation plan described in section 457A	17i	
j	Section 72(m)(5) excess benefits tax	17j	
k	Golden parachute payments	17k	
l	Tax on accumulation distribution of trusts	17l	
m	Excise tax on insider stock compensation from an expatriated corporation	17m	
n	Look-back interest under section 167(g) or 460(b) from Form 8697 or 8866	17n	
o	Tax on non-effectively connected income for any part of the year you were a nonresident alien from Form 1040-NR	17o	
p	Any interest from Form 8621, line 16f, relating to distributions from, and dispositions of, stock of a section 1291 fund	17p	
q	Any interest from Form 8621, line 24	17q	
z	Any other taxes. List type and amount: _____	17z	
18	Total additional taxes. Add lines 17a through 17z		18
19	Reserved for future use		19
20	Section 965 net tax liability installment from Form 965-A	20	
21	Add lines 4, 7 through 16, and 18. These are your total other taxes . Enter here and on Form 1040 or 1040-SR, line 23, or Form 1040-NR, line 23b		21
			2,680.

**SCHEDULE D
(Form 1040)**

Capital Gains and Losses

OMB No. 1545-0074

2022

Department of the Treasury
Internal Revenue Service

Attach to Form 1040, 1040-SR, or 1040-NR.
Go to www.irs.gov/ScheduleD for instructions and the latest information.
Use Form 8949 to list your transactions for lines 1b, 2, 3, 8b, 9, and 10.

Attachment
Sequence No. **12**

Name(s) shown on return

VEERA SURAMPUDI & ARUNA REDDOLU

Your social security number

374-31-5442

Did you dispose of any investment(s) in a qualified opportunity fund during the tax year? Yes No

If "Yes," attach Form 8949 and see its instructions for additional requirements for reporting your gain or loss.

Part I Short-Term Capital Gains and Losses—Generally Assets Held One Year or Less (see instructions)

See instructions for how to figure the amounts to enter on the lines below.

This form may be easier to complete if you round off cents to whole dollars.

	(d) Proceeds (sales price)	(e) Cost (or other basis)	(g) Adjustments to gain or loss from Form(s) 8949, Part I, line 2, column (g)	(h) Gain or (loss) Subtract column (e) from column (d) and combine the result with column (g)
1a Totals for all short-term transactions reported on Form 1099-B for which basis was reported to the IRS and for which you have no adjustments (see instructions). However, if you choose to report all these transactions on Form 8949, leave this line blank and go to line 1b .				
1b Totals for all transactions reported on Form(s) 8949 with Box A checked	18,340.	18,592.	684.	432.
2 Totals for all transactions reported on Form(s) 8949 with Box B checked				
3 Totals for all transactions reported on Form(s) 8949 with Box C checked				
4 Short-term gain from Form 6252 and short-term gain or (loss) from Forms 4684, 6781, and 8824				4
5 Net short-term gain or (loss) from partnerships, S corporations, estates, and trusts from Schedule(s) K-1				5
6 Short-term capital loss carryover. Enter the amount, if any, from line 8 of your Capital Loss Carryover Worksheet in the instructions				6 ()
7 Net short-term capital gain or (loss). Combine lines 1a through 6 in column (h). If you have any long-term capital gains or losses, go to Part II below. Otherwise, go to Part III on the back				7 432.

Part II Long-Term Capital Gains and Losses—Generally Assets Held More Than One Year (see instructions)

See instructions for how to figure the amounts to enter on the lines below.

This form may be easier to complete if you round off cents to whole dollars.

	(d) Proceeds (sales price)	(e) Cost (or other basis)	(g) Adjustments to gain or loss from Form(s) 8949, Part II, line 2, column (g)	(h) Gain or (loss) Subtract column (e) from column (d) and combine the result with column (g)
8a Totals for all long-term transactions reported on Form 1099-B for which basis was reported to the IRS and for which you have no adjustments (see instructions). However, if you choose to report all these transactions on Form 8949, leave this line blank and go to line 8b .				
8b Totals for all transactions reported on Form(s) 8949 with Box D checked				
9 Totals for all transactions reported on Form(s) 8949 with Box E checked				
10 Totals for all transactions reported on Form(s) 8949 with Box F checked				
11 Gain from Form 4797, Part I; long-term gain from Forms 2439 and 6252; and long-term gain or (loss) from Forms 4684, 6781, and 8824				11
12 Net long-term gain or (loss) from partnerships, S corporations, estates, and trusts from Schedule(s) K-1				12
13 Capital gain distributions. See the instructions				13
14 Long-term capital loss carryover. Enter the amount, if any, from line 13 of your Capital Loss Carryover Worksheet in the instructions				14 ()
15 Net long-term capital gain or (loss). Combine lines 8a through 14 in column (h). Then, go to Part III on the back				15

Part III Summary

16	Combine lines 7 and 15 and enter the result	16	432.
	<ul style="list-style-type: none"> • If line 16 is a gain, enter the amount from line 16 on Form 1040, 1040-SR, or 1040-NR, line 7. Then, go to line 17 below. • If line 16 is a loss, skip lines 17 through 20 below. Then, go to line 21. Also be sure to complete line 22. • If line 16 is zero, skip lines 17 through 21 below and enter -0- on Form 1040, 1040-SR, or 1040-NR, line 7. Then, go to line 22. 		
17	Are lines 15 and 16 both gains? <input type="checkbox"/> Yes. Go to line 18. <input checked="" type="checkbox"/> No. Skip lines 18 through 21, and go to line 22.		
18	If you are required to complete the 28% Rate Gain Worksheet (see instructions), enter the amount, if any, from line 7 of that worksheet	18	
19	If you are required to complete the Unrecaptured Section 1250 Gain Worksheet (see instructions), enter the amount, if any, from line 18 of that worksheet	19	
20	Are lines 18 and 19 both zero or blank and you are not filing Form 4952? <input type="checkbox"/> Yes. Complete the Qualified Dividends and Capital Gain Tax Worksheet in the instructions for Form 1040, line 16. Don't complete lines 21 and 22 below. <input type="checkbox"/> No. Complete the Schedule D Tax Worksheet in the instructions. Don't complete lines 21 and 22 below.		
21	If line 16 is a loss, enter here and on Form 1040, 1040-SR, or 1040-NR, line 7, the smaller of: <ul style="list-style-type: none"> • The loss on line 16; or • (\$3,000), or if married filing separately, (\$1,500) } <p>Note: When figuring which amount is smaller, treat both amounts as positive numbers.</p>	21	()
22	Do you have qualified dividends on Form 1040, 1040-SR, or 1040-NR, line 3a? <input checked="" type="checkbox"/> Yes. Complete the Qualified Dividends and Capital Gain Tax Worksheet in the instructions for Form 1040, line 16. <input type="checkbox"/> No. Complete the rest of Form 1040, 1040-SR, or 1040-NR.		

Sales and Other Dispositions of Capital Assets

Department of the Treasury
Internal Revenue Service

Go to www.irs.gov/Form8949 for instructions and the latest information.
File with your Schedule D to list your transactions for lines 1b, 2, 3, 8b, 9, and 10 of Schedule D.

Name(s) shown on return

Social security number or taxpayer identification number

VEERA SURAMPUDI & ARUNA REDDOLU

374-31-5442

Before you check Box A, B, or C below, see whether you received any Form(s) 1099-B or substitute statement(s) from your broker. A substitute statement will have the same information as Form 1099-B. Either will show whether your basis (usually your cost) was reported to the IRS by your broker and may even tell you which box to check.

Part I Short-Term. Transactions involving capital assets you held 1 year or less are generally short-term (see instructions). For long-term transactions, see page 2.

Note: You may aggregate all short-term transactions reported on Form(s) 1099-B showing basis was reported to the IRS and for which no adjustments or codes are required. Enter the totals directly on Schedule D, line 1a; you aren't required to report these transactions on Form 8949 (see instructions).

You must check Box A, B, or C below. Check only one box. If more than one box applies for your short-term transactions, complete a separate Form 8949, page 1, for each applicable box. If you have more short-term transactions than will fit on this page for one or more of the boxes, complete as many forms with the same box checked as you need.

- (A)** Short-term transactions reported on Form(s) 1099-B showing basis was reported to the IRS (see **Note** above)
- (B)** Short-term transactions reported on Form(s) 1099-B showing basis **wasn't** reported to the IRS
- (C)** Short-term transactions not reported to you on Form 1099-B

1	(a) Description of property (Example: 100 sh. XYZ Co.)	(b) Date acquired (Mo., day, yr.)	(c) Date sold or disposed of (Mo., day, yr.)	(d) Proceeds (sales price) (see instructions)	(e) Cost or other basis See the Note below and see <i>Column (e)</i> in the separate instructions.	Adjustment, if any, to gain or loss If you enter an amount in column (g), enter a code in column (f). See the separate instructions.		(h) Gain or (loss) Subtract column (e) from column (d) and combine the result with column (g).
						(f) Code(s) from instructions	(g) Amount of adjustment	
	AMERITRADE	01/01/22	12/31/22	13,682.	13,903.	W	420.	199.
	AMERITRADE	01/01/22	12/31/22	4,658.	4,689.	W	264.	233.
2 Totals.	Add the amounts in columns (d), (e), (g), and (h) (subtract negative amounts). Enter each total here and include on your Schedule D, line 1b (if Box A above is checked), line 2 (if Box B above is checked), or line 3 (if Box C above is checked).			18,340.	18,592.		684.	432.

Note: If you checked Box A above but the basis reported to the IRS was incorrect, enter in column (e) the basis as reported to the IRS, and enter an adjustment in column (g) to correct the basis. See *Column (g)* in the separate instructions for how to figure the amount of the adjustment.

**SCHEDULE E
(Form 1040)**

Supplemental Income and Loss

OMB No. 1545-0074

(From rental real estate, royalties, partnerships, S corporations, estates, trusts, REMICs, etc.)

2022
Attachment
Sequence No. **13**

Department of the Treasury
Internal Revenue Service

Attach to Form 1040, 1040-SR, 1040-NR, or 1041.

Go to www.irs.gov/ScheduleE for instructions and the latest information.

Name(s) shown on return

VEERA SURAMPUDI & ARUNA REDDOLU

Your social security number

374-31-5442

Part I Income or Loss From Rental Real Estate and Royalties

Note: If you are in the business of renting personal property, use **Schedule C**. See instructions. If you are an individual, report farm rental income or loss from **Form 4835** on page 2, line 40.

- A** Did you make any payments in 2022 that would require you to file Form(s) 1099? See instructions Yes No
B If "Yes," did you or will you file required Form(s) 1099? Yes No

1a Physical address of each property (street, city, state, ZIP code)

- A** 8 JOYNER CT LAWRENCE TOWNSHIP NJ 08648
B OPP NEW MUNICIPAL OFFICE HYDERABAD TELANAGANA IN 500019
C

1b Type of Property (from list below)	2 For each rental real estate property listed above, report the number of fair rental and personal use days. Check the QJV box only if you meet the requirements to file as a qualified joint venture. See instructions.	Fair Rental Days	Personal Use Days	QJV
		A	B	C
A 1		365	0	<input type="checkbox"/>
B 3		365	0	<input type="checkbox"/>
C				<input type="checkbox"/>

Type of Property:

- 1 Single Family Residence 3 Vacation/Short-Term Rental 5 Land 7 Self-Rental
 2 Multi-Family Residence 4 Commercial 6 Royalties 8 Other (describe) _____

Income:	Properties:		
	A	B	C
3 Rents received	3 18,500.	480.	
4 Royalties received	4		
Expenses:			
5 Advertising	5		
6 Auto and travel (see instructions)	6		
7 Cleaning and maintenance	7 2,000.	1,550.	
8 Commissions	8		
9 Insurance	9		
10 Legal and other professional fees	10		
11 Management fees	11	1,000.	
12 Mortgage interest paid to banks, etc. (see instructions)	12 5,942.		
13 Other interest	13		
14 Repairs	14 1,000.	2,930.	
15 Supplies	15	2,410.	
16 Taxes	16 4,314.		
17 Utilities	17	2,780.	
18 Depreciation expense or depletion	18 6,418.		
19 Other (list) _____	19		
20 Total expenses. Add lines 5 through 19	20 19,674.	10,670.	
21 Subtract line 20 from line 3 (rents) and/or 4 (royalties). If result is a (loss), see instructions to find out if you must file Form 6198	21 -1,174.	-10,190.	
22 Deductible rental real estate loss after limitation, if any, on Form 8582 (see instructions)	22 (1,174.)	(10,190.)	()
23a Total of all amounts reported on line 3 for all rental properties	23a	18,980.	
b Total of all amounts reported on line 4 for all royalty properties	23b		
c Total of all amounts reported on line 12 for all properties	23c	5,942.	
d Total of all amounts reported on line 18 for all properties	23d	6,418.	
e Total of all amounts reported on line 20 for all properties	23e	30,344.	
24 Income. Add positive amounts shown on line 21. Do not include any losses	24		
25 Losses. Add royalty losses from line 21 and rental real estate losses from line 22. Enter total losses here	25	(11,364.)	
26 Total rental real estate and royalty income or (loss). Combine lines 24 and 25. Enter the result here. If Parts II, III, IV, and line 40 on page 2 do not apply to you, also enter this amount on Schedule 1 (Form 1040), line 5. Otherwise, include this amount in the total on line 41 on page 2	26		-11,364.

**SCHEDULE 8812
(Form 1040)**

**Credits for Qualifying Children
and Other Dependents**

OMB No. 1545-0074

2022

Attachment
Sequence No. **47**

Department of the Treasury
Internal Revenue Service

Attach to Form 1040, 1040-SR, or 1040-NR.

Go to www.irs.gov/Schedule8812 for instructions and the latest information.

Name(s) shown on return

Your social security number

VEERA SURAMPUDI & ARUNA REDDOLU

374-31-5442

Part I Child Tax Credit and Credit for Other Dependents

1	Enter the amount from line 11 of your Form 1040, 1040-SR, or 1040-NR		1	241,329.
2a	Enter income from Puerto Rico that you excluded	2a		
b	Enter the amounts from lines 45 and 50 of your Form 2555	2b	0.	
c	Enter the amount from line 15 of your Form 4563	2c		
d	Add lines 2a through 2c	2d	0.	
3	Add lines 1 and 2d	3	241,329.	
4	Number of qualifying children under age 17 with the required social security number	4	1	
5	Multiply line 4 by \$2,000	5	2,000.	
6	Number of other dependents, including any qualifying children who are not under age 17 or who do not have the required social security number	6	1	
	Caution: Do not include yourself, your spouse, or anyone who is not a U.S. citizen, U.S. national, or U.S. resident alien. Also, do not include anyone you included on line 4.			
7	Multiply line 6 by \$500	7	500.	
8	Add lines 5 and 7	8	2,500.	
9	Enter the amount shown below for your filing status. • Married filing jointly—\$400,000 } • All other filing statuses—\$200,000 }	9	400,000.	
10	Subtract line 9 from line 3. • If zero or less, enter -0-. • If more than zero and not a multiple of \$1,000, enter the next multiple of \$1,000. For example, if the result is \$425, enter \$1,000; if the result is \$1,025, enter \$2,000, etc. }	10	0.	
11	Multiply line 10 by 5% (0.05)	11	0.	
12	Is the amount on line 8 more than the amount on line 11?	12	2,500.	
	<input type="checkbox"/> No. STOP. You cannot take the child tax credit, credit for other dependents, or additional child tax credit. Skip Parts II-A and II-B. Enter -0- on lines 14 and 27.			
	<input checked="" type="checkbox"/> Yes. Subtract line 11 from line 8. Enter the result.			
13	Enter the amount from the Credit Limit Worksheet A	13	39,374.	
14	Enter the smaller of line 12 or 13. This is your child tax credit and credit for other dependents	14	2,500.	

Enter this amount on Form 1040, 1040-SR, or 1040-NR, line 19.

If the amount on line 12 is more than the amount on line 14, you may be able to take the **additional child tax credit** on Form 1040, 1040-SR, or 1040-NR, line 28. Complete your Form 1040, 1040-SR, or 1040-NR through line 27 (also complete Schedule 3, line 11) before completing Part II-A.

Part II-A Additional Child Tax Credit for All Filers

Caution: If you file Form 2555, you cannot claim the additional child tax credit.

15	Check this box if you do not want to claim the additional child tax credit. Skip Parts II-A and II-B. Enter -0- on line 27 <input type="checkbox"/>		
16a	Subtract line 14 from line 12. If zero, stop here ; you cannot take the additional child tax credit. Skip Parts II-A and II-B. Enter -0- on line 27	16a	0.
b	Number of qualifying children under 17 with the required social security number: _____ x \$1,500. Enter the result. If zero, stop here ; you cannot claim the additional child tax credit. Skip Parts II-A and II-B. Enter -0- on line 27	16b	
	TIP: The number of children you use for this line is the same as the number of children you used for line 4.		
17	Enter the smaller of line 16a or line 16b	17	
18a	Earned income (see instructions)	18a	
b	Nontaxable combat pay (see instructions)	18b	
19	Is the amount on line 18a more than \$2,500? <input type="checkbox"/> No. Leave line 19 blank and enter -0- on line 20. <input type="checkbox"/> Yes. Subtract \$2,500 from the amount on line 18a. Enter the result	19	
20	Multiply the amount on line 19 by 15% (0.15) and enter the result Next. On line 16b, is the amount \$4,500 or more? <input type="checkbox"/> No. If you are a bona fide resident of Puerto Rico, go to line 21. Otherwise, skip Part II-B and enter the smaller of line 17 or line 20 on line 27. <input type="checkbox"/> Yes. If line 20 is equal to or more than line 17, skip Part II-B and enter the amount from line 17 on line 27. Otherwise, go to line 21.	20	

Part II-B Certain Filers Who Have Three or More Qualifying Children and Bona Fide Residents of Puerto Rico

21	Withheld social security, Medicare, and Additional Medicare taxes from Form(s) W-2, boxes 4 and 6. If married filing jointly, include your spouse's amounts with yours. If your employer withheld or you paid Additional Medicare Tax or tier 1 RRTA taxes, see instructions.		
22	Enter the total of the amounts from Schedule 1 (Form 1040), line 15; Schedule 2 (Form 1040), line 5; Schedule 2 (Form 1040), line 6; and Schedule 2 (Form 1040), line 13	22	
23	Add lines 21 and 22	23	
24	1040 and 1040-SR filers: Enter the total of the amounts from Form 1040 or 1040-SR, line 27, and Schedule 3 (Form 1040), line 11. } 1040-NR filers: Enter the amount from Schedule 3 (Form 1040), line 11. }	24	
25	Subtract line 24 from line 23. If zero or less, enter -0-	25	
26	Enter the larger of line 20 or line 25 Next, enter the smaller of line 17 or line 26 on line 27.	26	

Part II-C Additional Child Tax Credit

27	This is your additional child tax credit. Enter this amount on Form 1040, 1040-SR, or 1040-NR, line 28		
-----------	--	--	--

Health Savings Accounts (HSAs)

Attach to Form 1040, 1040-SR, or 1040-NR.
 Go to www.irs.gov/Form8889 for instructions and the latest information.

Name(s) shown on Form 1040, 1040-SR, or 1040-NR
 ARUNA REDDOLU

Social security number of HSA beneficiary.
 If both spouses have HSAs, see instructions.
 154-17-0936

Before you begin: Complete Form 8853, Archer MSAs and Long-Term Care Insurance Contracts, if required.

Part I HSA Contributions and Deduction. See the instructions before completing this part. If you are filing jointly and both you and your spouse each have separate HSAs, complete a separate Part I for each spouse.

1	Check the box to indicate your coverage under a high-deductible health plan (HDHP) during 2022. See instructions	<input type="checkbox"/> Self-only <input checked="" type="checkbox"/> Family
2	HSA contributions you made for 2022 (or those made on your behalf), including those made by the unextended due date of your tax return that were for 2022. Do not include employer contributions, contributions through a cafeteria plan, or rollovers. See instructions	2 0.
3	If you were under age 55 at the end of 2022 and, on the first day of every month during 2022, you were, or were considered, an eligible individual with the same coverage, enter \$3,650 (\$7,300 for family coverage). All others , see the instructions for the amount to enter	3 7,300.
4	Enter the amount you and your employer contributed to your Archer MSAs for 2022 from Form 8853, lines 1 and 2. If you or your spouse had family coverage under an HDHP at any time during 2022, also include any amount contributed to your spouse's Archer MSAs	4 0.
5	Subtract line 4 from line 3. If zero or less, enter -0-	5 7,300.
6	Enter the amount from line 5. But if you and your spouse each have separate HSAs and had family coverage under an HDHP at any time during 2022, see the instructions for the amount to enter	6 7,300.
7	If you were age 55 or older at the end of 2022, married, and you or your spouse had family coverage under an HDHP at any time during 2022, enter your additional contribution amount. See instructions	7
8	Add lines 6 and 7	8 7,300.
9	Employer contributions made to your HSAs for 2022	9 1,000.
10	Qualified HSA funding distributions	10
11	Add lines 9 and 10	11 1,000.
12	Subtract line 11 from line 8. If zero or less, enter -0-	12 6,300.
13	HSA deduction. Enter the smaller of line 2 or line 12 here and on Schedule 1 (Form 1040), Part II, line 13 Caution: If line 2 is more than line 13, you may have to pay an additional tax. See instructions.	13 0.

Part II HSA Distributions. If you are filing jointly and both you and your spouse each have separate HSAs, complete a separate Part II for each spouse.

14a	Total distributions you received in 2022 from all HSAs (see instructions)	14a
b	Distributions included on line 14a that you rolled over to another HSA. Also include any excess contributions (and the earnings on those excess contributions) included on line 14a that were withdrawn by the due date of your return. See instructions	14b
c	Subtract line 14b from line 14a	14c
15	Qualified medical expenses paid using HSA distributions (see instructions)	15
16	Taxable HSA distributions. Subtract line 15 from line 14c. If zero or less, enter -0-. Also, include this amount in the total on Schedule 1 (Form 1040), Part I, line 8f	16
17a	If any of the distributions included on line 16 meet any of the Exceptions to the Additional 20% Tax (see instructions), check here <input type="checkbox"/>	
b	Additional 20% tax (see instructions). Enter 20% (0.20) of the distributions included on line 16 that are subject to the additional 20% tax. Also, include this amount in the total on Schedule 2 (Form 1040), Part II, line 17c	17b

Part III Income and Additional Tax for Failure To Maintain HDHP Coverage. See the instructions before completing this part. If you are filing jointly and both you and your spouse each have separate HSAs, complete a separate Part III for each spouse.

18	Last-month rule	18
19	Qualified HSA funding distribution	19
20	Total income. Add lines 18 and 19. Include this amount on Schedule 1 (Form 1040), Part I, line 8f	20
21	Additional tax. Multiply line 20 by 10% (0.10). Include this amount in the total on Schedule 2 (Form 1040), Part II, line 17d	21

Repayment of the First-Time Homebuyer Credit

Attach to Form 1040, 1040-SR, 1040-NR, or 1040-X.
Go to www.irs.gov/Form5405 for instructions and the latest information.

OMB No. 1545-0074

Attachment Sequence No. **58**

Name shown on return

VEERA SURAMPUDI & ARUNA REDDOLU

Your social security number

374-31-5442

Part I Disposition or Change in Use of Main Home for Which the Credit Was Claimed

- 1 Enter the date you disposed of, or ceased using as your main home, the home for which you claimed the credit (MM/DD/YYYY). See instructions _____
- 2 If you meet the following conditions, check here
I (or my spouse if married) am, or was, a member of the uniformed services or Foreign Service, or an employee of the intelligence community. I sold the home, or it ceased to be my main home, in connection with U.S. Government orders for qualified official extended duty service. No repayment of the credit is required. See instructions. Stop here.
- 3 Check the box below that applies to you. See the instructions for the definition of "related person."
 - a I sold (including through foreclosure) the home to a person who isn't related to me and had a gain on the sale (as figured in Part III below). Go to Part II below.
 - b I sold (including through foreclosure) the home to a person who isn't related to me and didn't have a gain on the sale (as figured in Part III below). No repayment of the credit is required. Stop here.
 - c I sold the home to a related person OR I gave the home to someone other than my spouse (or ex-spouse as part of my divorce settlement). Go to Part II below.
 - d I converted the entire home to a rental or business use OR I still own the home but no longer use it as my main home. Go to Part II below.
 - e I transferred the home to my spouse (or ex-spouse as part of my divorce settlement). The full name of my ex-spouse is: _____
The responsibility for repayment of the credit is transferred to your spouse or ex-spouse. Stop here.
 - f My home was destroyed, condemned, or sold under threat of condemnation and I had a gain. See instructions.
 - g My home was destroyed, condemned, or sold under threat of condemnation and I didn't have a gain. See instructions.
 - h The taxpayer who claimed the credit died in 2022. No repayment of the credit is required of the deceased taxpayer. If you are filing a joint return for 2022 with the deceased taxpayer, see instructions. Otherwise, stop here.

Part II Repayment of the Credit

4	Enter the amount of the credit you claimed on Form 5405 for 2008. See instructions if you filed a joint return for 2008 or you checked the box on line 3f or 3g	4	
5	Enter the amount of the credit you repaid with your tax returns for the years 2010 through 2021	5	
6	Subtract line 5 from line 4. If you checked the box on line 3f or 3g, see instructions. If you checked the box on line 3a, go to line 7. Otherwise, skip line 7 and go to line 8	6	
7	Enter the gain on the disposition of your main home (from line 15 below)	7	
8	Amount of the credit to be repaid. See instructions	8	500.
Next: Enter the amount from line 8 on your 2022 Schedule 2 (Form 1040), line 10.			

Part III Form 5405 Gain or (Loss) Worksheet

Note: Complete this part only if your home was destroyed or you sold your home to someone who isn't related to you (including a sale through condemnation or under threat of condemnation). See Pub. 523, Selling Your Home, for information on what to enter on lines 9, 10, and 12. But if you sold your home through condemnation, see chapter 1 in Pub. 544, Sales and Other Dispositions of Assets, for information on what to enter on lines 9 and 10.

9	Selling price of home, insurance proceeds, or gross condemnation award	9	
10	Selling expenses (including commissions, advertising and legal fees, and seller-paid loan charges) or expenses in getting the condemnation award	10	
11	Subtract line 10 from line 9. This is the amount realized on the sale of the home	11	
12	Adjusted basis of home sold (see instructions)	12	
13	Enter the first-time homebuyer credit claimed on Form 5405 minus the amount of the credit you repaid with your tax returns for the years 2010 through 2021	13	
14	Subtract line 13 from line 12. This is the adjusted basis for purposes of repaying the credit	14	
15	Subtract line 14 from line 11	15	
<ul style="list-style-type: none"> • If line 15 is more than -0-, you have a gain. Check the box on line 3a and complete Part II. However, check the box on line 3f (instead of the box on line 3a) if your home was destroyed or you sold the home through condemnation or under threat of condemnation. Then complete Part II if the event occurred in 2020. • If line 15 is -0- or less, check the box on line 3b. However, if your home was destroyed or you sold the home through condemnation or under threat of condemnation, check the box on line 3g instead. You don't have to repay the credit. 			

Paid Preparer's Due Diligence Checklist

Earned Income Credit (EIC), American Opportunity Tax Credit (AOTC),
Child Tax Credit (CTC) (including the Additional Child Tax Credit (ACTC)) and
Credit for Other Dependents (ODC), and Head of Household (HOH) Filing Status

To be completed by preparer and filed with Form 1040, 1040-SR, 1040-NR, 1040-PR, or 1040-SS.
Go to www.irs.gov/Form8867 for instructions and the latest information.

OMB No. 1545-0074

For tax year
20 _____

Attachment
Sequence No. **70**

Taxpayer name(s) shown on return VEERA SURAMPUDI & ARUNA REDDOLU		Taxpayer identification number 374-31-5442
Preparer's name VENKATA SAI PAVAN KUMAR DUDIPALLI		Preparer tax identification number P02470833

Part I Due Diligence Requirements

Please check the appropriate box for the credit(s) and/or HOH filing status claimed on the return and complete the related Parts I-V for the benefit(s) claimed (check all that apply). EIC CTC/ACTC/ODC AOTC HOH

	Yes	No	N/A
1 Did you complete the return based on information for the applicable tax year provided by the taxpayer or reasonably obtained by you? (See instructions if relying on prior year earned income.)	<input checked="" type="checkbox"/>	<input type="checkbox"/>	
2 If credits are claimed on the return, did you complete the applicable EIC and/or CTC/ACTC/ODC worksheets found in the Form 1040, 1040-SR, 1040-NR, 1040-PR, 1040-SS, or Schedule 8812 (Form 1040) instructions, and/or the AOTC worksheet found in the Form 8863 instructions, or your own worksheet(s) that provides the same information, and all related forms and schedules for each credit claimed?	<input checked="" type="checkbox"/>	<input type="checkbox"/>	<input type="checkbox"/>
3 Did you satisfy the knowledge requirement? To meet the knowledge requirement, you must do both of the following. • Interview the taxpayer, ask questions, and contemporaneously document the taxpayer's responses to determine that the taxpayer is eligible to claim the credit(s) and/or HOH filing status. • Review information to determine that the taxpayer is eligible to claim the credit(s) and/or HOH filing status and to figure the amount(s) of any credit(s)	<input checked="" type="checkbox"/>	<input type="checkbox"/>	
4 Did any information provided by the taxpayer or a third party for use in preparing the return, or information reasonably known to you, appear to be incorrect, incomplete, or inconsistent? (If "Yes," answer questions 4a and 4b. If "No," go to question 5.)	<input type="checkbox"/>	<input checked="" type="checkbox"/>	
a Did you make reasonable inquiries to determine the correct, complete, and consistent information?	<input type="checkbox"/>	<input type="checkbox"/>	
b Did you contemporaneously document your inquiries? (Documentation should include the questions you asked, whom you asked, when you asked, the information that was provided, and the impact the information had on your preparation of the return.)	<input type="checkbox"/>	<input type="checkbox"/>	
5 Did you satisfy the record retention requirement? To meet the record retention requirement, you must keep a copy of your documentation referenced in question 4b, a copy of this Form 8867, a copy of any applicable worksheet(s), a record of how, when, and from whom the information used to prepare Form 8867 and any applicable worksheet(s) was obtained, and a copy of any document(s) provided by the taxpayer that you relied on to determine eligibility for the credit(s) and/or HOH filing status or to figure the amount(s) of the credit(s) List those documents provided by the taxpayer, if any, that you relied on: _____ _____ _____	<input checked="" type="checkbox"/>	<input type="checkbox"/>	
6 Did you ask the taxpayer whether he/she could provide documentation to substantiate eligibility for the credit(s) and/or HOH filing status and the amount(s) of any credit(s) claimed on the return if his/her return is selected for audit?	<input checked="" type="checkbox"/>	<input type="checkbox"/>	
7 Did you ask the taxpayer if any of these credits were disallowed or reduced in a previous year? (If credits were disallowed or reduced, go to question 7a; if not, go to question 8.)	<input checked="" type="checkbox"/>	<input type="checkbox"/>	<input type="checkbox"/>
a Did you complete the required recertification Form 8862?	<input type="checkbox"/>	<input type="checkbox"/>	<input type="checkbox"/>
8 If the taxpayer is reporting self-employment income, did you ask questions to prepare a complete and correct Schedule C (Form 1040)?	<input type="checkbox"/>	<input type="checkbox"/>	<input type="checkbox"/>

Part II Due Diligence Questions for Returns Claiming EIC (If the return does not claim EIC, go to Part III.)

	Yes	No	N/A
9a Have you determined that the taxpayer is eligible to claim the EIC for the number of qualifying children claimed, or is eligible to claim the EIC without a qualifying child? (If the taxpayer is claiming the EIC and does not have a qualifying child, go to question 10.)	<input type="checkbox"/>	<input type="checkbox"/>	
b Did you ask the taxpayer if the child lived with the taxpayer for over half of the year, even if the taxpayer has supported the child the entire year?	<input type="checkbox"/>	<input type="checkbox"/>	
c Did you explain to the taxpayer the rules about claiming the EIC when a child is the qualifying child of more than one person (tiebreaker rules)?	<input type="checkbox"/>	<input type="checkbox"/>	<input type="checkbox"/>

Part III Due Diligence Questions for Returns Claiming CTC/ACTC/ODC (If the return does not claim CTC, ACTC, or ODC, go to Part IV.)

	Yes	No	N/A
10 Have you determined that each qualifying person for the CTC/ACTC/ODC is the taxpayer's dependent who is a citizen, national, or resident of the United States?	<input checked="" type="checkbox"/>	<input type="checkbox"/>	
11 Did you explain to the taxpayer that he/she may not claim the CTC/ACTC if the child has not lived with the taxpayer for over half of the year, even if the taxpayer has supported the child, unless the child's custodial parent has released a claim to exemption for the child?	<input checked="" type="checkbox"/>	<input type="checkbox"/>	<input type="checkbox"/>
12 Did you explain to the taxpayer the rules about claiming the CTC/ACTC/ODC for a child of divorced or separated parents (or parents who live apart), including any requirement to attach a Form 8332 or similar statement to the return?	<input checked="" type="checkbox"/>	<input type="checkbox"/>	<input type="checkbox"/>

Part IV Due Diligence Questions for Returns Claiming AOTC (If the return does not claim AOTC, go to Part V.)

	Yes	No
13 Did the taxpayer provide substantiation for the credit, such as a Form 1098-T and/or receipts for the qualified tuition and related expenses for the claimed AOTC?	<input type="checkbox"/>	<input type="checkbox"/>

Part V Due Diligence Questions for Claiming HOH (If the return does not claim HOH filing status, go to Part VI.)

	Yes	No
14 Have you determined that the taxpayer was unmarried or considered unmarried on the last day of the tax year and provided more than half of the cost of keeping up a home for the year for a qualifying person?	<input type="checkbox"/>	<input type="checkbox"/>

Part VI Eligibility Certification

You will have complied with all due diligence requirements for claiming the applicable credit(s) and/or HOH filing status on the return of the taxpayer identified above if you:

- A. Interview the taxpayer, ask adequate questions, contemporaneously document the taxpayer's responses on the return or in your notes, review adequate information to determine if the taxpayer is eligible to claim the credit(s) and/or HOH filing status and to figure the amount(s) of the credit(s);
- B. Complete this Form 8867 truthfully and accurately and complete the actions described in this checklist for any applicable credit(s) claimed and HOH filing status, if claimed;
- C. Submit Form 8867 in the manner required; **and**
- D. Keep all five of the following records for 3 years from the latest of the dates specified in the Form 8867 instructions under *Document Retention*.
 - 1. A copy of this Form 8867.
 - 2. The applicable worksheet(s) or your own worksheet(s) for any credit(s) claimed.
 - 3. Copies of any documents provided by the taxpayer on which you relied to determine the taxpayer's eligibility for the credit(s) and/or HOH filing status and to figure the amount(s) of the credit(s).
 - 4. A record of how, when, and from whom the information used to prepare this form and the applicable worksheet(s) was obtained.
 - 5. A record of any additional information you relied upon, including questions you asked and the taxpayer's responses, to determine the taxpayer's eligibility for the credit(s) and/or HOH filing status and to figure the amount(s) of the credit(s).

If you have not complied with all due diligence requirements, you may have to pay a penalty for each failure to comply related to a claim of an applicable credit or HOH filing status (see instructions for more information).


	Yes	No
15 Do you certify that all of the answers on this Form 8867 are, to the best of your knowledge, true, correct, and complete?	<input checked="" type="checkbox"/>	<input type="checkbox"/>

2022 NJ-1040
New Jersey Resident Income Tax Return

For Privacy Act Notification, See Instructions

1555

NJ-1040
2022
Page 1



040MP01220

Your Social Security Number (required)
374315442

Last Name, First Name, Initial (Joint Filers enter first name and middle initial of each. Enter spouse's/CU partner's last name ONLY if different.)
SURAMPUDI VEERA & REDDOLU ARUNA

Spouse's/CU Partner's SSN (if filing jointly)
154170936

County/Municipality Code (See Table page 50)
1112

Home Address (Number and Street, including apartment number)
42 NORTH ST

City, Town, Post Office State ZIP Code
ROBBINSVILLE NJ 08691

Driver's License Number (Voluntary) (See instructions)
S93307638208711


- Federal extension filed.
- The address above is a foreign address.
- Your address has changed.
- Death certificate is enclosed.
- Do not want a paper form next year.
- I authorize the Division of Taxation to discuss my return and enclosures with my preparer.
- NJ-1040-O is enclosed.


Gubernatorial Elections Fund Note: This does not reduce your refund or increase your balance due.

Do you want to designate \$1 to the Gubernatorial Elections Fund?	You	Yes	No
If joint return, does your spouse want to designate \$1?	Spouse/CU Partner	Yes	No

Direct Deposit Information

dd1. Direct deposit indicator (1 for direct deposit, 4 for no direct deposit)	dd1.	1	
dd2. Account type (C for checking, S for savings)	dd2.	C	
dd3. Fill in the checkbox if the direct deposit is going to an account outside the United States	dd3.		
dd4. Routing number	dd4.		063100277
dd5. Account number	dd5.		003773052146





Name(s) as shown on Form NJ-1040
SURAMPUDI VEERA & REDDOLU ARUNA

Your Social Security Number
374315442

1555

Part-year residents, provide months/days you were a New Jersey resident during 2022:
From: To:

Fiscal year filers only:
Enter month of your year end 2 0 2 3

Filing Status
Fill in only one.

- 1. Single
- 2. Married/CU Couple, filing joint return
- 3. Married/CU Partner, filing separate return
- 4. Head of Household Enter spouse's/CU partner's SSN
- 5. Qualifying Widow(er)/Surviving CU Partner
Indicate the year of your spouse's/CU partner's death: 2020 2021


Exemptions

Fill in the ovals that apply. You must enter a total in the boxes to the right and complete the calculation.

6. Regular	<input checked="" type="checkbox"/>	Self	<input checked="" type="checkbox"/>	Spouse/CU Partner	Domestic Partner	2	x \$1,000 =	<u>2000</u>
7. Senior 65+ (Born in 1957 or earlier)		Self		Spouse/CU Partner			x \$1,000 =	_____
8. Blind/Disabled		Self		Spouse/CU Partner			x \$1,000 =	_____
9. Veteran		Self		Spouse/CU Partner			x \$6,000 =	_____
10. Qualified Dependent Children						2	x \$1,500 =	<u>3000</u>
11. Other Dependents							x \$1,500 =	_____
12. Dependents Attending Colleges (See instructions)							x \$1,000 =	_____
13. Total Exemption Amount (Add totals from the lines at 6 through 12)							13.	<u>5000</u> .

14. Dependent Information. Provide the following information for each dependent.

	Last Name, First Name, Middle Initial	Social Security Number	Birth Year	No Health Insurance
a.	<u>SURAMPUDI, KHYATHI S</u>	<u>048316636</u>	<u>2004</u>	
b.	<u>SURAMPUDI, HRISHIK</u>	<u>150231489</u>	<u>2010</u>	
c.	_____			
d.	_____			




040MP03220

Name(s) as shown on Form NJ-1040
SURAMPUDI VEERA & REDDOLU ARUNA

Your Social Security Number
374315442

1555

15. Wages, salaries, tips, and other employee compensation (State wages from Box 16 of enclosed W-2(s)) (See instructions)	15.	244292 .	
16a. Taxable interest income (Enclose federal Schedule B if over \$1,500) (See instructions)	16a.	. .	
16b. Tax-exempt interest income (Enclose Schedule) (See instructions) Do not include on line 16a	16b.	. .	
17. Dividends	17.	5 .	
18. Net profits from business (Schedule NJ-BUS-1, Part I, line 4) (Enclose federal Schedule C)	18.	. .	
19. Net gains or income from disposition of property (Schedule NJ-DOP, line 4)	19.	432 .	
20a. Taxable pensions, annuities, and IRA distributions/withdrawals (See instructions)	20a.	21800 .	
20b. Excludable pension, annuity, and IRA distributions/withdrawals	20b.	. .	
21. Distributive Share of Partnership Income (Schedule NJ-BUS-1, Part II, line 4) (Enclose Schedule NJK-1 or federal Schedule K-1)	21.	. .	
22. Net pro rata share of S Corporation Income (Schedule NJ-BUS-1, Part III, line 4) (Enclose Schedule NJ-K-1 or federal Schedule K-1)	22.	. .	
23. Net gains or income from rents, royalties, patents, and copyrights (Schedule NJ-BUS-1, Part IV, line 4)	23.	. .	
24. Net gambling winnings (See instructions)	24.	. .	
25. Alimony and separate maintenance payments received	25.	. .	
26. Other (Enclose documents) (See instructions)	26.	. .	
27. Total Income (Add lines 15, 16a, 17 through 20a, and 21 through 26)	27.	266529 .	
28a. Pension/Retirement Exclusion (See instructions)	28a.	. .	
28b. Other Retirement Income Exclusion (See Worksheet D and instructions pages 19-20)	28b.	. .	
28c. Total Exclusion Amount (Add lines 28a and 28b)	28c.	. .	
29. New Jersey Gross Income (Subtract line 28c from line 27) (See instructions)	29.	266529 .	
30. Exemption Amount (Enter amount from line 13. Part-year residents see instr.)	30.	5000 .	
31. Medical Expenses (See Worksheet F and instructions)	31.	. .	
32. Alimony and separate maintenance payments (See instructions)	32.	. .	
33. Qualified Conservation Contribution	33.	. .	
34. Health Enterprise Zone Deduction	34.	. .	
35. Alternative Business Calculation Adjustment (Schedule NJ-BUS-2, line 11)	35.	0 .	
36. Organ/Bone Marrow Donation Deduction (See instructions)	36.	. .	
37a. NJBEST Deduction	37a.	. .	
37b. NJCLASS Deduction	37b.	. .	
37c. NJ Higher Ed. Tuition Deduction	37c.	. .	
38. Total Exemptions and Deductions (Add lines 30 through 37c)	38.	5000 .	
39. Taxable Income (Subtract line 38 from line 29)	39.	261529 .	
40a. Total Property Taxes (18% of Rent) Paid (See instructions page 25)	40a.	11314 .	
40b. Indicate your residency status during 2022 (fill in only one)			
	Homeowner	Tenant	Both
41. Property Tax Deduction (From Worksheet H) (See instructions)	41.	11314 .	
42. New Jersey Taxable Income (Subtract line 41 from line 39)	42.	250215 .	
43. Tax on amount on line 42 (Tax Table page 52)	43.	11896 .	
44. Credit For Income Taxes Paid to Other Jurisdictions (Enclose Schedule NJ-COJ) (See instructions)	44.	. .	
Enter Code			
45. Balance of Tax (Subtract line 44 from line 43)	45.	11896 .	
46. Sheltered Workshop Tax Credit	46.	. .	
47. Gold Star Family Counseling Credit (See instructions)	47.	. .	
48. Credit for Employer of Organ/Bone Marrow Donor (See instructions)	48.	. .	
49. Total Credits (Add lines 46 through 48)	49.	. .	
50. Balance of Tax After Credits (Subtract line 49 from line 45) If zero or less, make no entry	50.	11896 .	
51. Use Tax Due on Internet, Mail-Order, or Other Out-of-State Purchases (See instructions) If no Use Tax, enter 0	51.	0 .	
52. Interest on Underpayment of Estimated Tax	52.	. .	
Fill in if Form NJ-2210 is enclosed			
53. Shared Responsibility Payment (See instructions)	53.	0 .	
	REQUIRED Enclose Schedule HCC and fill in	<input checked="" type="checkbox"/>	



040MP04220

Name(s) as shown on Form NJ-1040
SURAMPUDI VEERA & REDDOLU ARUNA

Your Social Security Number
374315442

1555

54.	Total Tax Due (Add lines 50 through 53)	54.	11896 .
55.	Total NJ Income Tax Withheld (Enclose Forms W-2 and 1099) (Part year, see instructions)	55.	12097 .
56.	Property Tax Credit (See instructions page 24)	56.	. .
57.	New Jersey Estimated Tax Payments/Credit from 2021 tax return	57.	. .
58.	New Jersey Earned Income Tax Credit (See instructions)	58.	. .
	Fill in if you had the IRS calculate your federal earned income credit		
	Fill in if you are a CU couple claiming the NJ Earned Income Tax Credit		
59.	Excess New Jersey UI/WF/SWF Withheld (Enclose Form NJ-2450) (See instructions)	59.	66 .
60.	Excess New Jersey Disability Insurance Withheld (Enclose Form NJ-2450) (See instructions)	60.	. .
61.	Excess New Jersey Family Leave Insurance Withheld (Enclose Form NJ-2450) (See instructions)	61.	. .
62.	Wounded Warrior Caregivers Credit (See instructions)	62.	. .
63.	Pass-Through Business Alternative Income Tax Credit (See instructions)	63.	. .
64.	Child and Dependent Care Credit (See instructions)	64.	. .
	Fill in if you are a CU couple claiming the Child and Dependent Care Credit		
65.	New Jersey Child Tax Credit (See instructions)	65.	. .
	Number of dependents under age 6 on 12/31/2022		
66.	Total Withholdings, Credits, and Payments (Add lines 55 through 65)	66.	12163 .
67.	If line 66 is less than line 54, you have tax due. Subtract line 66 from line 54 and enter the amount you owe	67.	. .
	If you owe tax, you can still make a donation on lines 70 through 77.		
68.	If the total on line 66 is more than line 54, you have an overpayment. Subtract line 54 from line 66 and enter the overpayment	68.	267 .
69.	Amount from line 68 you want to credit to your 2023 tax	69.	. .
70.	Contribution to N.J. Endangered Wildlife Fund	70.	. .
71.	Contribution to N.J. Children's Trust Fund to Prevent Child Abuse	71.	. .
72.	Contribution to N.J. Vietnam Veterans' Memorial Fund	72.	. .
73.	Contribution to N.J. Breast Cancer Research Fund	73.	. .
74.	Contribution to U.S.S. New Jersey Educational Museum Fund	74.	. .
75.	Other Designated Contribution (See instructions) Enter Code	75.	. .
76.	Other Designated Contribution (See instructions) Enter Code	76.	. .
77.	Other Designated Contribution (See instructions) Enter Code	77.	. .
78.	Total Adjustments to Tax Due/Overpayment amount (Add lines 69 through 77)	78.	. .
79.	Balance due (If line 67 is more than zero, add line 67 and line 78)	79.	. .
80.	Refund amount (If line 68 is more than zero, subtract line 78 from line 68)	80.	267 .

Under penalties of perjury, I declare that I have examined this Income Tax return, including accompanying schedules and statements, and to the best of my knowledge and belief, it is true, correct, and complete. If prepared by a person other than the taxpayer, this declaration is based on all information of which the preparer has any knowledge.

Your Signature Date Spouse's/CU Partner's Signature (required if filing jointly) Date

Paid Preparer's Signature Federal Identification Number

VENKATA SAI PAVAN KUMAR DUDIPALLI **P02470833**
Firm's Name Firm's Federal Employer Identification Number

GLOBAL TAXES LLC **88-2145487**
Firm's Name Firm's Federal Employer Identification Number

Tax Due Address
Enclose payment along with the NJ-1040-V payment voucher and tax return. Use the labels provided with the envelope and mail to:
State of New Jersey
Division of Taxation
Revenue Processing Center - Payments
PO Box 111
Trenton, NJ 08645-0111

Include Social Security number and make check or money order payable to:
State of New Jersey – TGI
You can also make a payment on our website:
nj.gov/taxation

Refund or No Tax Due Address
Use the labels provided with the envelope and mail to:
New Jersey Division of Taxation
Revenue Processing Center - Refunds
PO Box 555
Trenton, NJ 08647-0555

Schedule NJ-DOP

Net Gains or Income From Disposition of Property

2022

List the net gains or income, less net loss, derived from the sale, exchange, or other disposition of property including real or personal whether tangible or intangible as reported on federal Schedule D.						
	(a)	(b)	(c)	(d)	(e)	(f)
1.	Kind of property and description	Date acquired (mm/dd/yyyy)	Date sold (mm/dd/yyyy)	Gross sales price	Cost or other basis as adjusted (see instructions) and expense of sale	Gain or (loss) (d minus e)
	AMERITRADE	01/01/2022	12/31/2022	13,682.	13,483.	199.
	AMERITRADE	01/01/2022	12/31/2022	4,658.	4,425.	233.
2.	Capital Gains Distributions					
3.	Other Net Gains.....					
4.	Net Gains (Add lines 1, 2, and 3.) (Enter here and on line 19. If loss, enter zero here and make no entry on line 19.).....					432.

Schedule NJ-WWC

Wounded Warrior Caregivers Credit

2022

<p>Did you provide care for a relative who was a qualifying armed services member (see instructions)? <input type="radio"/> Yes <input type="radio"/> No</p> <p>If "Yes," enter the name and Social Security number of the qualifying service member.</p> <p>_____</p> <p style="display: flex; justify-content: space-between;"> Last Name, First Name, Initial Social Security number </p> <p>Enter your relationship to the qualifying service member.</p> <p>_____</p> <p>If "No," you are not eligible for a Wounded Warrior Caregivers Credit. Make no entry on line 62, NJ-1040.</p>			
1. Enter the federal disability compensation of the armed services member	1.		
2. Maximum credit allowed	2.	675	00
3. Enter the lesser of line 1 or line 2	3.		
4. Were you the only caregiver for this service member during the tax year? <input type="radio"/> Yes <input type="radio"/> No If "No," enter your share (percentage) of the total care expenses for the year.	4.		%
5. If you answered "Yes" at line 4, enter the amount from line 3 here and on line 62, NJ-1040. If you answered "No" at line 4, multiply the amount on line 3 by the percentage on line 4. Enter the result here and on line 62, NJ-1040	5.		

Keep a copy of this schedule for your records

Name(s) as shown on Form NJ-1040 SURAMPUDI VEERA & REDDOLU ARUNA	Social Security Number 374-31-5442
---	---------------------------------------

Schedule NJ-BUS-1
(Form NJ-1040)

New Jersey Gross Income Tax
Business Income Summary Schedule

2022

Part I Net Profits From Business		List the net profit (loss) from business(es). See Instructions.	
	Business Name	Social Security Number/ Federal EIN	Profit or (Loss)
1.			
2.			
3.			
4.	Net Profit or (Loss). (Add lines 1, 2, and 3.) (Enter here and on line 18, NJ-1040. If loss, make no entry on line 18.)		4.

Part II Distributive Share of Partnership Income		List the distributive share of income (loss) from partnership(s). See instructions.	
	Partnership Name	Federal EIN	Share of Partnership Income or (Loss)
1.			
2.			
3.			
4.	Distributive Share of Partnership Income or (Loss). (Add lines 1, 2, and 3.) (Enter here and on line 21, NJ-1040. If loss, make no entry on line 21.)		4.
5.	Total Share of Pass-Through Business Alternative Income Tax (Add lines 1, 2, and 3.) (Enter here and include on line 63, NJ-1040.)		5.

Part III Net Pro Rata Share of S Corporation Income		List the pro rata share of income (usable loss) from S corporation(s). See instructions.	
	S Corporation Name	Federal EIN	Pro Rata Share of S Corporation Income or (Usable Loss)
1.			
2.			
3.			
4.	Net Pro Rata Share of S Corporation Income or (Usable Loss). (Add lines 1, 2, and 3.) (Enter here and on line 22, NJ-1040. If loss, make no entry on line 22.)		4.
5.	Total Share of Pass-Through Business Alternative Income Tax (Add lines 1, 2, and 3.) (Enter here and include on line 63, NJ-1040)		5.

Part IV Net Gains or Income From Rents, Royalties, Patents, and Copyrights		List the net gains or net income, less net loss, derived from or in the form of rents, royalties, patents, and copyrights. See instructions. Type of Property: 1 – Rental real estate 2 – Royalties 3 – Patents 4 – Copyrights	
	Source of Income or Loss. If rental real estate, enter physical address of property.	Social Security Number/ Federal EIN	Type – Enter number from list above
1.	8 JOYNER CT	374315442	1
2.	OPP NEW MUNICIPAL OFFICE	374315442	1
3.			
4.	Net Income or (Loss). (Add lines 1, 2, and 3.) (Enter here and on line 23, NJ-1040. If loss, make no entry on line 23.)		4.

Keep a copy of this schedule for your records

Schedule NJ-BUS-2
(Form NJ-1040)New Jersey Gross Income Tax
Alternative Business Calculation Adjustment**2022**

Part I Income (Loss)		Column A			Column B		
		Reportable Regular Business Income			Alternative Business Income (Loss)		
1.	Net Profits From Business	1a.	0.	1b.	0.		
2.	Distributive Share of Partnership Income	2a.	0.	2b.	0.		
3.	Net Pro Rata Share of S Corporation Income	3a.	0.	3b.	0.		
4.	Net Gain or Income From Rents, Royalties, Patents, and Copyrights	4a.	0.	4b.	-11,364.		
5.	Loss Carryforward From Tax Year 2021			5b.	()		
6.	Totals	6a.	0.	6b.	-11,364.		
Part II Adjustment Calculation							
7.	Total Regular Business Income	7.	0.				
8.	Total Alternative Business Income/(Loss) (If loss, enter zero)	8.	0.				
9.	Business Increment (Subtract line 8 from line 7)	9.	0.				
10.	Adjustment Percentage	10.	0.50				
11.	Alternative Business Calculation Adjustment (Line 9 x 0.50)	11.	0.				
Part III Loss Carryforward to Tax Year 2023							
12.	Loss Carryforward to Tax Year 2023			12.	(11,364.)	

Instructions

- Line 1a. Enter the amount from line 18, Form NJ-1040.
- Line 1b. Enter the amount from Part I, line 4, Schedule NJ-BUS-1 (Form NJ-1040).
- Line 2a. Enter the amount from line 21, Form NJ-1040.
- Line 2b. Enter the amount from Part II, line 4, Schedule NJ-BUS-1 (Form NJ-1040).
- Line 3a. Enter the amount from line 22, Form NJ-1040.
- Line 3b. Enter the amount from Part III, line 4, Schedule NJ-BUS-1 (Form NJ-1040).
- Line 4a. Enter the amount from line 23, Form NJ-1040.
- Line 4b. Enter the amount from Part IV, line 4, Schedule NJ-BUS-1 (Form NJ-1040).
- Line 5b. Enter the amount from line 12 of your 2021 Schedule NJ-BUS-2 (Form NJ-1040).
- Line 6a. Enter the total of lines 1a through 4a.
- Line 6b. Enter the total of lines 1b through 5b, netting gains with losses.
- Line 7. Enter the amount from line 6a of this schedule.
- Line 8. Enter the amount from line 6b of this schedule. If loss, enter zero here.
- Line 9. Subtract line 8 from line 7. If the result is zero, enter zero on line 11 and continue with line 12.
- Line 10. The adjustment percentage for Tax Year 2022 is 50% (0.50).
- Line 11. Multiply the amount on line 9 by 50% (0.50). Enter here and on line 35 of Form NJ-1040.
- Line 12. If the amount on line 6b is a loss, enter the amount of the loss on this line. Otherwise, enter zero.

Name(s) as shown on Form NJ-1040

Social Security Number

Form NJ-2450Employee's Claim for Credit For Excess UI/WF/SWF,
Disability Insurance, and/or Family Leave
Insurance Contributions for Calendar Year 2022**2022**

To claim this credit, you must complete the items below using the information from your W-2 forms. Enclose this form and the W-2s with your New Jersey State Income Tax return. Any items not substantiated by a W-2 or any information that is incomplete will cause the claim to be rejected. The amount withheld for unemployment insurance/workforce development partnership fund/supplemental workforce fund, disability insurance, and family leave insurance must be reported separately on all W-2 statements.

Note on Joint NJ-1040 return: Each spouse/CU partner must file a separate Form NJ-2450 when claiming a refund for excess contributions.

Claimant Name: SURAMPUDI VEERA Claimant SSN: 374-31-5442Address: 42 NORTH STCity: ROBBINSVILLE State: NJ ZIP Code: 08691

Take All Information From Your W-2 Forms. If the amount deducted by any one employer exceeds the maximum for either UI/WF/SWF, disability insurance, or family leave insurance, enter the maximum in the appropriate column(s) and contact that employer for a refund of the balance of the deduction.		Column A UI/WF/SWF Deducted	Column B Disability Insurance Deducted	Column C Family Leave Insurance Deducted
1A.	Employer's Name: <u>DIGITAL INTELLIGENCE SYSTEMS</u> Fed. Emp. I.D.#: <u>45-5636447</u> Private Plan#: _____ Wages: <u>15,600.</u>	66.00	22.00	22.00
B.	Employer's Name: <u>OPTUM SERVICES, INC</u> Fed. Emp. I.D.#: <u>45-4683454</u> Private Plan#: _____ Wages: <u>114,449.</u>	169.00	173.00	174.00
C.	Employer's Name: _____ Fed. Emp. I.D.#: _____ Private Plan#: _____ Wages: _____			
D.	Employer's Name: _____ Fed. Emp. I.D.#: _____ Private Plan#: _____ Wages: _____			
E.	Employer's Name: _____ Fed. Emp. I.D.#: _____ Private Plan#: _____ Wages: _____			
F.	*If additional space is required, enclose a rider and enter the total on this line.			
2.	Total Deducted. Add lines 1A through 1F. Enter here.	235.00	195.00	196.00
3.	Correct UI/WF/SWF, Disability Insurance, and/or Family Leave Deductions.	169.15	212.66	212.66
4.	Subtract line 3 column A from line 2 column A. Enter on line 59 of the NJ-1040.	66.		
5.	Subtract line 3 column B from line 2 column B. Enter on line 60 of the NJ-1040.			
6.	Subtract line 3 column C from line 2 column C. Enter on line 61 of the NJ-1040.			

I hereby apply for a credit for worker contributions deducted in excess of \$169.15 for NJ UI/WF/SWF and/or in excess of \$212.66 for NJ Disability Insurance and/or in excess of \$212.66 for NJ Family Leave Insurance deductions by reason of having received wages from two or more employers during the above calendar year and hereby submit the following statement of wages and deductions.

Claimant's Signature: _____ Date: _____

If your income on line 29 is at or below the filing threshold,
do not complete this schedule.

Name as Shown on Return SURAMPUDI VEERA & REDDOLU ARUNA	Social Security No. 374-31-5442
--	------------------------------------

Part I

Did you and, if applicable, all members of your tax household, have minimum essential health coverage for every month in 2022 (See instructions for line 53, NJ-1040.) Part-year residents include only months as a New Jersey resident.

- Yes. You do not owe a shared responsibility payment. Fill in the oval at line 53, NJ-1040, and enclose this schedule with your return.
- No. Continue to Part II.

Part II

Enter the name and Social Security number for each member of your tax household. Check the box for every month each person had minimum essential health coverage or qualified for an exemption (part-year residents include only months as a New Jersey resident). If an individual qualified for an exemption, enter the exemption number. (See instructions for line 53, NJ-1040.) If an individual has more than one exemption number, check the box. If you need more space, enclose a statement listing any additional individuals.

QuickZoom to Shared Responsibility Payment Calculation Worksheet ➔ _____

Name	SSN	Jan	Feb	Mar	Apr	May	Jun	Jul	Aug	Sep	Oct	Nov	Dec
		<input type="checkbox"/>	<input type="checkbox"/>	<input type="checkbox"/>	<input type="checkbox"/>	<input type="checkbox"/>	<input type="checkbox"/>	<input type="checkbox"/>	<input type="checkbox"/>	<input type="checkbox"/>	<input type="checkbox"/>	<input type="checkbox"/>	<input type="checkbox"/>
Exemption Code . .	_____	Check box if this individual has more than one exemption number .											
		Check box if this individual is under 18											
		<input type="checkbox"/>	<input type="checkbox"/>	<input type="checkbox"/>	<input type="checkbox"/>	<input type="checkbox"/>	<input type="checkbox"/>	<input type="checkbox"/>	<input type="checkbox"/>	<input type="checkbox"/>	<input type="checkbox"/>	<input type="checkbox"/>	<input type="checkbox"/>
Exemption Code . .	_____	Check box if this individual has more than one exemption number .											
		Check box if this individual is under 18											
		<input type="checkbox"/>	<input type="checkbox"/>	<input type="checkbox"/>	<input type="checkbox"/>	<input type="checkbox"/>	<input type="checkbox"/>	<input type="checkbox"/>	<input type="checkbox"/>	<input type="checkbox"/>	<input type="checkbox"/>	<input type="checkbox"/>	<input type="checkbox"/>
Exemption Code . .	_____	Check box if this individual has more than one exemption number .											
		Check box if this individual is under 18											
		<input type="checkbox"/>	<input type="checkbox"/>	<input type="checkbox"/>	<input type="checkbox"/>	<input type="checkbox"/>	<input type="checkbox"/>	<input type="checkbox"/>	<input type="checkbox"/>	<input type="checkbox"/>	<input type="checkbox"/>	<input type="checkbox"/>	<input type="checkbox"/>
Exemption Code . .	_____	Check box if this individual has more than one exemption number .											
		Check box if this individual is under 18											
		<input type="checkbox"/>	<input type="checkbox"/>	<input type="checkbox"/>	<input type="checkbox"/>	<input type="checkbox"/>	<input type="checkbox"/>	<input type="checkbox"/>	<input type="checkbox"/>	<input type="checkbox"/>	<input type="checkbox"/>	<input type="checkbox"/>	<input type="checkbox"/>
Exemption Code . .	_____	Check box if this individual has more than one exemption number .											
		Check box if this individual is under 18											
		<input type="checkbox"/>	<input type="checkbox"/>	<input type="checkbox"/>	<input type="checkbox"/>	<input type="checkbox"/>	<input type="checkbox"/>	<input type="checkbox"/>	<input type="checkbox"/>	<input type="checkbox"/>	<input type="checkbox"/>	<input type="checkbox"/>	<input type="checkbox"/>
Exemption Code . .	_____	Check box if this individual has more than one exemption number .											
		Check box if this individual is under 18											
		<input type="checkbox"/>	<input type="checkbox"/>	<input type="checkbox"/>	<input type="checkbox"/>	<input type="checkbox"/>	<input type="checkbox"/>	<input type="checkbox"/>	<input type="checkbox"/>	<input type="checkbox"/>	<input type="checkbox"/>	<input type="checkbox"/>	<input type="checkbox"/>
Exemption Code . .	_____	Check box if this individual has more than one exemption number .											
		Check box if this individual is under 18											
		<input type="checkbox"/>	<input type="checkbox"/>	<input type="checkbox"/>	<input type="checkbox"/>	<input type="checkbox"/>	<input type="checkbox"/>	<input type="checkbox"/>	<input type="checkbox"/>	<input type="checkbox"/>	<input type="checkbox"/>	<input type="checkbox"/>	<input type="checkbox"/>
Exemption Code . .	_____	Check box if this individual has more than one exemption number .											
		Check box if this individual is under 18											
		<input type="checkbox"/>	<input type="checkbox"/>	<input type="checkbox"/>	<input type="checkbox"/>	<input type="checkbox"/>	<input type="checkbox"/>	<input type="checkbox"/>	<input type="checkbox"/>	<input type="checkbox"/>	<input type="checkbox"/>	<input type="checkbox"/>	<input type="checkbox"/>
Exemption Code . .	_____	Check box if this individual has more than one exemption number .											
		Check box if this individual is under 18											