

# IRS e-file Signature Authorization

▶ ERO must obtain and retain completed Form 8879.  
▶ Go to [www.irs.gov/Form8879](http://www.irs.gov/Form8879) for the latest information.

Submission Identification Number (SID) ▶

Taxpayer's name CASTAL DIAS	Social security number 210-67-9988
Spouse's name NAVILDA DIAS	Spouse's social security number 661-08-9570

## Part I Tax Return Information – Tax Year Ending December 31, 2022 (Enter year you are authorizing.)

Enter whole dollars only on lines 1 through 5.

**Note:** Form 1040-SS filers use line 4 only. Leave lines 1, 2, 3, and 5 blank.

1 Adjusted gross income . . . . .	1	111,784.
2 Total tax . . . . .	2	9,126.
3 Federal income tax withheld from Form(s) W-2 and Form(s) 1099 . . . . .	3	13,054.
4 Amount you want refunded to you . . . . .	4	3,928.
5 Amount you owe . . . . .	5	

## Part II Taxpayer Declaration and Signature Authorization (Be sure you get and keep a copy of your return)

Under penalties of perjury, I declare that I have examined a copy of the income tax return (original or amended) I am now authorizing, and to the best of my knowledge and belief, it is true, correct, and complete. I further declare that the amounts in Part I above are the amounts from the income tax return (original or amended) I am now authorizing. I consent to allow my intermediate service provider, transmitter, or electronic return originator (ERO) to send my return to the IRS and to receive from the IRS (a) an acknowledgement of receipt or reason for rejection of the transmission, (b) the reason for any delay in processing the return or refund, and (c) the date of any refund. If applicable, I authorize the U.S. Treasury and its designated Financial Agent to initiate an ACH electronic funds withdrawal (direct debit) entry to the financial institution account indicated in the tax preparation software for payment of my federal taxes owed on this return and/or a payment of estimated tax, and the financial institution to debit the entry to this account. This authorization is to remain in full force and effect until I notify the U.S. Treasury Financial Agent to terminate the authorization. To revoke (cancel) a payment, I must contact the U.S. Treasury Financial Agent at 1-888-353-4537. Payment cancellation requests must be received no later than 2 business days prior to the payment (settlement) date. I also authorize the financial institutions involved in the processing of the electronic payment of taxes to receive confidential information necessary to answer inquiries and resolve issues related to the payment. I further acknowledge that the personal identification number (PIN) below is my signature for the income tax return (original or amended) I am now authorizing and, if applicable, my Electronic Funds Withdrawal Consent.

### Taxpayer's PIN: check one box only

- I authorize GLOBAL TAXES LLC to enter or generate my PIN 

7	9	9	8	8
---	---	---	---	---

 as my signature on the income tax return (original or amended) I am now authorizing.
- I will enter my PIN as my signature on the income tax return (original or amended) I am now authorizing. Check this box **only** if you are entering your own PIN **and** your return is filed using the Practitioner PIN method. The ERO must complete Part III below.

Your signature ▶ \_\_\_\_\_ Date ▶ \_\_\_\_\_

### Spouse's PIN: check one box only

- I authorize GLOBAL TAXES LLC to enter or generate my PIN 

8	9	5	7	0
---	---	---	---	---

 as my signature on the income tax return (original or amended) I am now authorizing.
- I will enter my PIN as my signature on the income tax return (original or amended) I am now authorizing. Check this box **only** if you are entering your own PIN **and** your return is filed using the Practitioner PIN method. The ERO must complete Part III below.

Spouse's signature ▶ \_\_\_\_\_ Date ▶ \_\_\_\_\_

### Practitioner PIN Method Returns Only—continue below

## Part III Certification and Authentication – Practitioner PIN Method Only

ERO's EFIN/PIN. Enter your six-digit EFIN followed by your five-digit self-selected PIN. 

2	2	2	4	9	6	6	1	9	8	9
---	---	---	---	---	---	---	---	---	---	---

  
Don't enter all zeros

I certify that the above numeric entry is my PIN, which is my signature for the electronic individual income tax return (original or amended) I am now authorized to file for tax year indicated above for the taxpayer(s) indicated above. I confirm that I am submitting this return in accordance with the requirements of the Practitioner PIN method and **Pub. 1345**, Handbook for Authorized IRS e-file Providers of Individual Income Tax Returns.

ERO's signature ▶ \_\_\_\_\_ Date ▶ \_\_\_\_\_

**ERO Must Retain This Form – See Instructions**  
**Don't Submit This Form to the IRS Unless Requested To Do So**

Filing Status [ ] Single [X] Married filing jointly [ ] Married filing separately (MFS) [ ] Head of household (HOH) [ ] Qualifying surviving spouse (QSS)
Check only one box. If you checked the MFS box, enter the name of your spouse. If you checked the HOH or QSS box, enter the child's name if the qualifying person is a child but not your dependent:

Personal information section including name, social security numbers, and address for CASTAL DIAS.

Digital Assets At any time during 2022, did you: (a) receive (as a reward, award, or payment for property or services); or (b) sell, exchange, gift, or otherwise dispose of a digital asset... [ ] Yes [X] No

Standard Deduction Someone can claim: [ ] You as a dependent [ ] Your spouse as a dependent [ ] Spouse itemizes on a separate return or you were a dual-status alien

Age/Blindness You: [ ] Were born before January 2, 1958 [ ] Are blind Spouse: [ ] Was born before January 2, 1958 [ ] Is blind

Table with 6 columns: Dependents (see instructions), (1) First name, Last name, (2) Social security number, (3) Relationship to you, (4) Check the box if qualifies for (see instructions): Child tax credit, Credit for other dependents. Includes AQUILA DIAS (Daughter) and ASHRIEL DIAS (Son).

Income section table with columns 1a-1z and 1a-1z. Includes rows for Total amount from Form(s) W-2, Household employee wages, Tip income, Medicaid waiver payments, Taxable dependent care benefits, Employer-provided adoption benefits, Wages from Form 8919, Other earned income, Nontaxable combat pay election, and Add lines 1a through 1h.

Table with columns 2a-2b, 3a-3b, 4a-4b, 5a-5b, 6a-6b. Includes rows for Tax-exempt interest, Qualified dividends, IRA distributions, Pensions and annuities, Social security benefits, Taxable interest, Ordinary dividends, Taxable amount.

Standard Deduction for—
• Single or Married filing separately, \$12,950
• Married filing jointly or Qualifying surviving spouse, \$25,900
• Head of household, \$19,400
• If you checked any box under Standard Deduction, see instructions.

Table with columns 7-15. Includes rows for Capital gain or (loss), Other income from Schedule 1, Add lines 1z, 2b, 3b, 4b, 5b, 6b, 7, and 8. This is your total income, Adjustments to income from Schedule 1, Subtract line 10 from line 9. This is your adjusted gross income, Standard deduction or itemized deductions (from Schedule A), Qualified business income deduction from Form 8995 or Form 8995-A, Add lines 12 and 13, Subtract line 14 from line 11. If zero or less, enter -0-. This is your taxable income.

<b>Tax and Credits</b>	<b>16</b>	<b>Tax</b> (see instructions). Check if any from Form(s): 1 <input type="checkbox"/> 8814 2 <input type="checkbox"/> 4972 3 <input type="checkbox"/> _____	<b>16</b>	10,127.
	<b>17</b>	Amount from Schedule 2, line 3	<b>17</b>	
	<b>18</b>	Add lines 16 and 17	<b>18</b>	10,127.
	<b>19</b>	Child tax credit or credit for other dependents from Schedule 8812	<b>19</b>	1,000.
	<b>20</b>	Amount from Schedule 3, line 8	<b>20</b>	1.
	<b>21</b>	Add lines 19 and 20	<b>21</b>	1,001.
	<b>22</b>	Subtract line 21 from line 18. If zero or less, enter -0-	<b>22</b>	9,126.
	<b>23</b>	Other taxes, including self-employment tax, from Schedule 2, line 21	<b>23</b>	0.
	<b>24</b>	Add lines 22 and 23. This is your <b>total tax</b>	<b>24</b>	9,126.

<b>Payments</b>	<b>25</b>	Federal income tax withheld from:		
	<b>a</b>	Form(s) W-2	<b>25a</b>	13,054.
	<b>b</b>	Form(s) 1099	<b>25b</b>	
	<b>c</b>	Other forms (see instructions)	<b>25c</b>	
	<b>d</b>	Add lines 25a through 25c	<b>25d</b>	13,054.
	<b>26</b>	2022 estimated tax payments and amount applied from 2021 return	<b>26</b>	
	<b>27</b>	Earned income credit (EIC) <input type="checkbox"/> NO	<b>27</b>	
	<b>28</b>	Additional child tax credit from Schedule 8812	<b>28</b>	
	<b>29</b>	American opportunity credit from Form 8863, line 8	<b>29</b>	
	<b>30</b>	Reserved for future use	<b>30</b>	
	<b>31</b>	Amount from Schedule 3, line 15	<b>31</b>	
	<b>32</b>	Add lines 27, 28, 29, and 31. These are your <b>total other payments and refundable credits</b>	<b>32</b>	
	<b>33</b>	Add lines 25d, 26, and 32. These are your <b>total payments</b>	<b>33</b>	13,054.

<b>Refund</b>	<b>34</b>	If line 33 is more than line 24, subtract line 24 from line 33. This is the amount you <b>overpaid</b>	<b>34</b>	3,928.
	<b>35a</b>	Amount of line 34 you want <b>refunded to you</b> . If Form 8888 is attached, check here <input type="checkbox"/>	<b>35a</b>	3,928.
Direct deposit? See instructions.	<b>b</b>	Routing number 011000138 <b>c</b> Type: <input checked="" type="checkbox"/> Checking <input type="checkbox"/> Savings		
	<b>d</b>	Account number 004647163908		
	<b>36</b>	Amount of line 34 you want <b>applied to your 2023 estimated tax</b>	<b>36</b>	

<b>Amount You Owe</b>	<b>37</b>	Subtract line 33 from line 24. This is the <b>amount you owe</b> . For details on how to pay, go to <a href="http://www.irs.gov/Payments">www.irs.gov/Payments</a> or see instructions	<b>37</b>	
	<b>38</b>	Estimated tax penalty (see instructions)	<b>38</b>	

**Third Party Designee** Do you want to allow another person to discuss this return with the IRS? See instructions  **Yes**. Complete below.  **No**

Designee's name \_\_\_\_\_ Phone no. \_\_\_\_\_ Personal identification number (PIN) \_\_\_\_\_

**Sign Here** Under penalties of perjury, I declare that I have examined this return and accompanying schedules and statements, and to the best of my knowledge and belief, they are true, correct, and complete. Declaration of preparer (other than taxpayer) is based on all information of which preparer has any knowledge.

Your signature <i>E. Dias</i>	Date 03/22/2023	Your occupation SOFTWARE ENGINEER	If the IRS sent you an Identity Protection PIN, enter it here (see inst.) _____
Spouse's signature. If a joint return, <b>both</b> must sign. <i>A. Dias</i>	Date 03/23/2023	Spouse's occupation PRE-SCHOOL TEACHER	If the IRS sent your spouse an Identity Protection PIN, enter it here (see inst.) _____
Phone no. (857) 389-0696	Email address GETCASTAL@GMAIL.COM		

**Paid Preparer Use Only**

Preparer's name SYAM PRIYA RAM SAGAR GUPTA TALLAM	Preparer's signature SYAM PRIYA RAM SAGAR GUPTA TALLAM	Date 03/23/2023	PTIN P02082703	Check if: <input type="checkbox"/> Self-employed
Firm's name GLOBAL TAXES LLC	Firm's address 245 ROONEY CT E BRUNSWICK NJ 08816			Phone no. (678) 965-9522
Firm's EIN 84-3171965				

**SCHEDULE 1  
(Form 1040)**

Department of the Treasury  
Internal Revenue Service

**Additional Income and Adjustments to Income**

Attach to Form 1040, 1040-SR, or 1040-NR.

Go to [www.irs.gov/Form1040](http://www.irs.gov/Form1040) for instructions and the latest information.

OMB No. 1545-0074

**2022**  
Attachment  
Sequence No. **01**

Name(s) shown on Form 1040, 1040-SR, or 1040-NR  
CASTAL & NAVILDA DIAS

Your social security number  
210-67-9988

**Part I Additional Income**

<b>1</b>	Taxable refunds, credits, or offsets of state and local income taxes . . . . .		<b>1</b>	
<b>2a</b>	Alimony received . . . . .		<b>2a</b>	
<b>b</b>	Date of original divorce or separation agreement (see instructions): _____			
<b>3</b>	Business income or (loss). Attach Schedule C . . . . .		<b>3</b>	
<b>4</b>	Other gains or (losses). Attach Form 4797 . . . . .		<b>4</b>	
<b>5</b>	Rental real estate, royalties, partnerships, S corporations, trusts, etc. Attach Schedule E . . . . .		<b>5</b>	-13,066.
<b>6</b>	Farm income or (loss). Attach Schedule F . . . . .		<b>6</b>	
<b>7</b>	Unemployment compensation . . . . .		<b>7</b>	
<b>8</b>	Other income:			
<b>a</b>	Net operating loss . . . . .	<b>8a</b> ( )		
<b>b</b>	Gambling . . . . .	<b>8b</b>		
<b>c</b>	Cancellation of debt . . . . .	<b>8c</b>		
<b>d</b>	Foreign earned income exclusion from Form 2555 . . . . .	<b>8d</b> ( )		
<b>e</b>	Income from Form 8853 . . . . .	<b>8e</b>		
<b>f</b>	Income from Form 8889 . . . . .	<b>8f</b>		
<b>g</b>	Alaska Permanent Fund dividends . . . . .	<b>8g</b>		
<b>h</b>	Jury duty pay . . . . .	<b>8h</b>		
<b>i</b>	Prizes and awards . . . . .	<b>8i</b>		
<b>j</b>	Activity not engaged in for profit income . . . . .	<b>8j</b>		
<b>k</b>	Stock options . . . . .	<b>8k</b>		
<b>l</b>	Income from the rental of personal property if you engaged in the rental for profit but were not in the business of renting such property . . . . .	<b>8l</b>		
<b>m</b>	Olympic and Paralympic medals and USOC prize money (see instructions) . . . . .	<b>8m</b>		
<b>n</b>	Section 951(a) inclusion (see instructions) . . . . .	<b>8n</b>		
<b>o</b>	Section 951A(a) inclusion (see instructions) . . . . .	<b>8o</b>		
<b>p</b>	Section 461(l) excess business loss adjustment . . . . .	<b>8p</b>		
<b>q</b>	Taxable distributions from an ABLÉ account (see instructions) . . . . .	<b>8q</b>		
<b>r</b>	Scholarship and fellowship grants not reported on Form W-2 . . . . .	<b>8r</b>		
<b>s</b>	Nontaxable amount of Medicaid waiver payments included on Form 1040, line 1a or 1d . . . . .	<b>8s</b> ( )		
<b>t</b>	Pension or annuity from a nonqualified deferred compensation plan or a nongovernmental section 457 plan . . . . .	<b>8t</b>		
<b>u</b>	Wages earned while incarcerated . . . . .	<b>8u</b>		
<b>z</b>	Other income. List type and amount: _____	<b>8z</b>		
<b>9</b>	Total other income. Add lines 8a through 8z . . . . .		<b>9</b>	
<b>10</b>	Combine lines 1 through 7 and 9. Enter here and on Form 1040, 1040-SR, or 1040-NR, line 8		<b>10</b>	-13,066.

For Paperwork Reduction Act Notice, see your tax return instructions.

Schedule 1 (Form 1040) 2022

**Part II Adjustments to Income**

<b>11</b>	Educator expenses . . . . .		<b>11</b>
<b>12</b>	Certain business expenses of reservists, performing artists, and fee-basis government officials. Attach Form 2106 . . . . .		<b>12</b>
<b>13</b>	Health savings account deduction. Attach Form 8889 . . . . .		<b>13</b>
<b>14</b>	Moving expenses for members of the Armed Forces. Attach Form 3903 . . . . .		<b>14</b>
<b>15</b>	Deductible part of self-employment tax. Attach Schedule SE . . . . .		<b>15</b>
<b>16</b>	Self-employed SEP, SIMPLE, and qualified plans . . . . .		<b>16</b>
<b>17</b>	Self-employed health insurance deduction . . . . .		<b>17</b>
<b>18</b>	Penalty on early withdrawal of savings . . . . .		<b>18</b>
<b>19a</b>	Alimony paid . . . . .		<b>19a</b>
<b>b</b>	Recipient's SSN . . . . .		
<b>c</b>	Date of original divorce or separation agreement (see instructions): _____		
<b>20</b>	IRA deduction . . . . .		<b>20</b>
<b>21</b>	Student loan interest deduction . . . . .		<b>21</b>
<b>22</b>	Reserved for future use . . . . .		<b>22</b>
<b>23</b>	Archer MSA deduction . . . . .		<b>23</b>
<b>24</b>	Other adjustments:		
<b>a</b>	Jury duty pay (see instructions) . . . . .	<b>24a</b>	
<b>b</b>	Deductible expenses related to income reported on line 8l from the rental of personal property engaged in for profit . . . . .	<b>24b</b>	
<b>c</b>	Nontaxable amount of the value of Olympic and Paralympic medals and USOC prize money reported on line 8m . . . . .	<b>24c</b>	
<b>d</b>	Reforestation amortization and expenses . . . . .	<b>24d</b>	
<b>e</b>	Repayment of supplemental unemployment benefits under the Trade Act of 1974 . . . . .	<b>24e</b>	
<b>f</b>	Contributions to section 501(c)(18)(D) pension plans . . . . .	<b>24f</b>	
<b>g</b>	Contributions by certain chaplains to section 403(b) plans . . . . .	<b>24g</b>	
<b>h</b>	Attorney fees and court costs for actions involving certain unlawful discrimination claims (see instructions) . . . . .	<b>24h</b>	
<b>i</b>	Attorney fees and court costs you paid in connection with an award from the IRS for information you provided that helped the IRS detect tax law violations . . . . .	<b>24i</b>	
<b>j</b>	Housing deduction from Form 2555 . . . . .	<b>24j</b>	
<b>k</b>	Excess deductions of section 67(e) expenses from Schedule K-1 (Form 1041) . . . . .	<b>24k</b>	
<b>z</b>	Other adjustments. List type and amount: _____	<b>24z</b>	
<b>25</b>	Total other adjustments. Add lines 24a through 24z . . . . .		<b>25</b>
<b>26</b>	Add lines 11 through 23 and 25. These are your <b>adjustments to income</b> . Enter here and on Form 1040 or 1040-SR, line 10, or Form 1040-NR, line 10a . . . . .		<b>26</b>

**SCHEDULE 3  
(Form 1040)**

Department of the Treasury  
Internal Revenue Service

**Additional Credits and Payments**

Attach to Form 1040, 1040-SR, or 1040-NR.  
Go to [www.irs.gov/Form1040](http://www.irs.gov/Form1040) for instructions and the latest information.

OMB No. 1545-0074

**2022**  
Attachment  
Sequence No. **03**

Name(s) shown on Form 1040, 1040-SR, or 1040-NR  
CASTAL & NAVILDA DIAS

Your social security number  
210-67-9988

**Part I Nonrefundable Credits**

<b>1</b>	Foreign tax credit. Attach Form 1116 if required . . . . .	<b>1</b>	1.
<b>2</b>	Credit for child and dependent care expenses from Form 2441, line 11. Attach Form 2441 . . . . .	<b>2</b>	
<b>3</b>	Education credits from Form 8863, line 19 . . . . .	<b>3</b>	
<b>4</b>	Retirement savings contributions credit. Attach Form 8880 . . . . .	<b>4</b>	
<b>5</b>	Residential energy credits. Attach Form 5695 . . . . .	<b>5</b>	
<b>6</b>	Other nonrefundable credits:		
<b>a</b>	General business credit. Attach Form 3800 . . . . .	<b>6a</b>	
<b>b</b>	Credit for prior year minimum tax. Attach Form 8801 . . . . .	<b>6b</b>	
<b>c</b>	Adoption credit. Attach Form 8839 . . . . .	<b>6c</b>	
<b>d</b>	Credit for the elderly or disabled. Attach Schedule R . . . . .	<b>6d</b>	
<b>e</b>	Alternative motor vehicle credit. Attach Form 8910 . . . . .	<b>6e</b>	
<b>f</b>	Qualified plug-in motor vehicle credit. Attach Form 8936 . . . . .	<b>6f</b>	
<b>g</b>	Mortgage interest credit. Attach Form 8396 . . . . .	<b>6g</b>	
<b>h</b>	District of Columbia first-time homebuyer credit. Attach Form 8859 . . . . .	<b>6h</b>	
<b>i</b>	Qualified electric vehicle credit. Attach Form 8834 . . . . .	<b>6i</b>	
<b>j</b>	Alternative fuel vehicle refueling property credit. Attach Form 8911 . . . . .	<b>6j</b>	
<b>k</b>	Credit to holders of tax credit bonds. Attach Form 8912 . . . . .	<b>6k</b>	
<b>l</b>	Amount on Form 8978, line 14. See instructions . . . . .	<b>6l</b>	
<b>z</b>	Other nonrefundable credits. List type and amount: _____ _____	<b>6z</b>	
<b>7</b>	Total other nonrefundable credits. Add lines 6a through 6z . . . . .	<b>7</b>	
<b>8</b>	Add lines 1 through 5 and 7. Enter here and on Form 1040, 1040-SR, or 1040-NR, line 20 . . . . .	<b>8</b>	1.

(continued on page 2)

**Part II Other Payments and Refundable Credits**

<b>9</b>	Net premium tax credit. Attach Form 8962 . . . . .		<b>9</b>	
<b>10</b>	Amount paid with request for extension to file (see instructions) . . . . .		<b>10</b>	
<b>11</b>	Excess social security and tier 1 RRTA tax withheld . . . . .		<b>11</b>	
<b>12</b>	Credit for federal tax on fuels. Attach Form 4136 . . . . .		<b>12</b>	
<b>13</b>	Other payments or refundable credits:			
<b>a</b>	Form 2439 . . . . .	<b>13a</b>		
<b>b</b>	Credit for qualified sick and family leave wages paid in 2022 from Schedule(s) H for leave taken before April 1, 2021 . . . . .	<b>13b</b>		
<b>c</b>	Reserved for future use . . . . .	<b>13c</b>		
<b>d</b>	Credit for repayment of amounts included in income from earlier years . . . . .	<b>13d</b>		
<b>e</b>	Reserved for future use . . . . .	<b>13e</b>		
<b>f</b>	Deferred amount of net 965 tax liability (see instructions) . . . . .	<b>13f</b>		
<b>g</b>	Reserved for future use . . . . .	<b>13g</b>		
<b>h</b>	Credit for qualified sick and family leave wages paid in 2022 from Schedule(s) H for leave taken after March 31, 2021, and before October 1, 2021 . . . . .	<b>13h</b>		
<b>z</b>	Other payments or refundable credits. List type and amount:	<b>13z</b>		
<b>14</b>	Total other payments or refundable credits. Add lines 13a through 13z . . . . .		<b>14</b>	
<b>15</b>	Add lines 9 through 12 and 14. Enter here and on Form 1040, 1040-SR, or 1040-NR, line 31 . . . . .		<b>15</b>	

**SCHEDULE D  
(Form 1040)**

**Capital Gains and Losses**

OMB No. 1545-0074

**2022**

Department of the Treasury  
Internal Revenue Service

Attach to Form 1040, 1040-SR, or 1040-NR.  
Go to [www.irs.gov/ScheduleD](http://www.irs.gov/ScheduleD) for instructions and the latest information.  
Use Form 8949 to list your transactions for lines 1b, 2, 3, 8b, 9, and 10.

Attachment  
Sequence No. **12**

Name(s) shown on return

CASTAL & NAVILDA DIAS

Your social security number

210-67-9988

Did you dispose of any investment(s) in a qualified opportunity fund during the tax year?  Yes  No

If "Yes," attach Form 8949 and see its instructions for additional requirements for reporting your gain or loss.

**Part I Short-Term Capital Gains and Losses—Generally Assets Held One Year or Less** (see instructions)

See instructions for how to figure the amounts to enter on the lines below.

This form may be easier to complete if you round off cents to whole dollars.

	(d) Proceeds (sales price)	(e) Cost (or other basis)	(g) Adjustments to gain or loss from Form(s) 8949, Part I, line 2, column (g)	(h) Gain or (loss) Subtract column (e) from column (d) and combine the result with column (g)
<b>1a</b> Totals for all short-term transactions reported on Form 1099-B for which basis was reported to the IRS and for which you have no adjustments (see instructions). However, if you choose to report all these transactions on Form 8949, leave this line blank and go to line 1b .				
<b>1b</b> Totals for all transactions reported on Form(s) 8949 with <b>Box A</b> checked . . . . .				
<b>2</b> Totals for all transactions reported on Form(s) 8949 with <b>Box B</b> checked . . . . .				
<b>3</b> Totals for all transactions reported on Form(s) 8949 with <b>Box C</b> checked . . . . .	0.	5.		-5.
<b>4</b> Short-term gain from Form 6252 and short-term gain or (loss) from Forms 4684, 6781, and 8824 . . . . .				<b>4</b>
<b>5</b> Net short-term gain or (loss) from partnerships, S corporations, estates, and trusts from Schedule(s) K-1 . . . . .				<b>5</b>
<b>6</b> Short-term capital loss carryover. Enter the amount, if any, from line 8 of your <b>Capital Loss Carryover Worksheet</b> in the instructions . . . . .				<b>6</b> ( )
<b>7 Net short-term capital gain or (loss).</b> Combine lines 1a through 6 in column (h). If you have any long-term capital gains or losses, go to Part II below. Otherwise, go to Part III on the back . . . . .				<b>7</b> -5.

**Part II Long-Term Capital Gains and Losses—Generally Assets Held More Than One Year** (see instructions)

See instructions for how to figure the amounts to enter on the lines below.

This form may be easier to complete if you round off cents to whole dollars.

	(d) Proceeds (sales price)	(e) Cost (or other basis)	(g) Adjustments to gain or loss from Form(s) 8949, Part II, line 2, column (g)	(h) Gain or (loss) Subtract column (e) from column (d) and combine the result with column (g)
<b>8a</b> Totals for all long-term transactions reported on Form 1099-B for which basis was reported to the IRS and for which you have no adjustments (see instructions). However, if you choose to report all these transactions on Form 8949, leave this line blank and go to line 8b .				
<b>8b</b> Totals for all transactions reported on Form(s) 8949 with <b>Box D</b> checked . . . . .				
<b>9</b> Totals for all transactions reported on Form(s) 8949 with <b>Box E</b> checked . . . . .				
<b>10</b> Totals for all transactions reported on Form(s) 8949 with <b>Box F</b> checked . . . . .				
<b>11</b> Gain from Form 4797, Part I; long-term gain from Forms 2439 and 6252; and long-term gain or (loss) from Forms 4684, 6781, and 8824 . . . . .				<b>11</b>
<b>12</b> Net long-term gain or (loss) from partnerships, S corporations, estates, and trusts from Schedule(s) K-1 . . . . .				<b>12</b>
<b>13</b> Capital gain distributions. See the instructions . . . . .				<b>13</b>
<b>14</b> Long-term capital loss carryover. Enter the amount, if any, from line 13 of your <b>Capital Loss Carryover Worksheet</b> in the instructions . . . . .				<b>14</b> ( )
<b>15 Net long-term capital gain or (loss).</b> Combine lines 8a through 14 in column (h). Then, go to Part III on the back . . . . .				<b>15</b>



**Part III Summary**

<p><b>16</b> Combine lines 7 and 15 and enter the result . . . . .</p> <ul style="list-style-type: none"> <li>• If line 16 is a <b>gain</b>, enter the amount from line 16 on Form 1040, 1040-SR, or 1040-NR, line 7. Then, go to line 17 below.</li> <li>• If line 16 is a <b>loss</b>, skip lines 17 through 20 below. Then, go to line 21. Also be sure to complete line 22.</li> <li>• If line 16 is <b>zero</b>, skip lines 17 through 21 below and enter -0- on Form 1040, 1040-SR, or 1040-NR, line 7. Then, go to line 22.</li> </ul>	<b>16</b>	-5.
<p><b>17</b> Are lines 15 and 16 <b>both</b> gains?</p> <p><input type="checkbox"/> <b>Yes.</b> Go to line 18.</p> <p><input type="checkbox"/> <b>No.</b> Skip lines 18 through 21, and go to line 22.</p>		
<p><b>18</b> If you are required to complete the <b>28% Rate Gain Worksheet</b> (see instructions), enter the amount, if any, from line 7 of that worksheet . . . . .</p>	<b>18</b>	
<p><b>19</b> If you are required to complete the <b>Unrecaptured Section 1250 Gain Worksheet</b> (see instructions), enter the amount, if any, from line 18 of that worksheet . . . . .</p>	<b>19</b>	
<p><b>20</b> Are lines 18 and 19 both zero or blank and you are not filing Form 4952?</p> <p><input type="checkbox"/> <b>Yes.</b> Complete the <b>Qualified Dividends and Capital Gain Tax Worksheet</b> in the instructions for Form 1040, line 16. <b>Don't</b> complete lines 21 and 22 below.</p> <p><input type="checkbox"/> <b>No.</b> Complete the <b>Schedule D Tax Worksheet</b> in the instructions. <b>Don't</b> complete lines 21 and 22 below.</p>		
<p><b>21</b> If line 16 is a loss, enter here and on Form 1040, 1040-SR, or 1040-NR, line 7, the <b>smaller</b> of:</p> <ul style="list-style-type: none"> <li>• The loss on line 16; or</li> <li>• (\$3,000), or if married filing separately, (\$1,500) } . . . . .</li> </ul> <p><b>Note:</b> When figuring which amount is smaller, treat both amounts as positive numbers.</p>	<b>21</b>	( 5. )
<p><b>22</b> Do you have qualified dividends on Form 1040, 1040-SR, or 1040-NR, line 3a?</p> <p><input checked="" type="checkbox"/> <b>Yes.</b> Complete the <b>Qualified Dividends and Capital Gain Tax Worksheet</b> in the instructions for Form 1040, line 16.</p> <p><input type="checkbox"/> <b>No.</b> Complete the rest of Form 1040, 1040-SR, or 1040-NR.</p>		

**Sales and Other Dispositions of Capital Assets**

Department of the Treasury  
Internal Revenue Service

Go to [www.irs.gov/Form8949](http://www.irs.gov/Form8949) for instructions and the latest information.  
File with your Schedule D to list your transactions for lines 1b, 2, 3, 8b, 9, and 10 of Schedule D.

**2022**  
Attachment  
Sequence No. **12A**

Name(s) shown on return CASTAL & NAVILDA DIAS	Social security number or taxpayer identification number 210-67-9988
--	---

Before you check Box A, B, or C below, see whether you received any Form(s) 1099-B or substitute statement(s) from your broker. A substitute statement will have the same information as Form 1099-B. Either will show whether your basis (usually your cost) was reported to the IRS by your broker and may even tell you which box to check.

**Part I Short-Term.** Transactions involving capital assets you held 1 year or less are generally short-term (see instructions). For long-term transactions, see page 2.

**Note:** You may aggregate all short-term transactions reported on Form(s) 1099-B showing basis was reported to the IRS and for which no adjustments or codes are required. Enter the totals directly on Schedule D, line 1a; you aren't required to report these transactions on Form 8949 (see instructions).

**You must check Box A, B, or C below. Check only one box.** If more than one box applies for your short-term transactions, complete a separate Form 8949, page 1, for each applicable box. If you have more short-term transactions than will fit on this page for one or more of the boxes, complete as many forms with the same box checked as you need.

- (A) Short-term transactions reported on Form(s) 1099-B showing basis was reported to the IRS (see **Note** above)
- (B) Short-term transactions reported on Form(s) 1099-B showing basis **wasn't** reported to the IRS
- (C) Short-term transactions not reported to you on Form 1099-B

1	(a) Description of property (Example: 100 sh. XYZ Co.)	(b) Date acquired (Mo., day, yr.)	(c) Date sold or disposed of (Mo., day, yr.)	(d) Proceeds (sales price) (see instructions)	(e) Cost or other basis See the <b>Note</b> below and see <i>Column (e)</i> in the separate instructions.	Adjustment, if any, to gain or loss If you enter an amount in column (g), enter a code in column (f). <b>See the separate instructions.</b>		(h) <b>Gain or (loss)</b> Subtract column (e) from column (d) and combine the result with column (g).
						(f) Code(s) from instructions	(g) Amount of adjustment	
	COIN BASE	01/01/22	12/31/22	0.	3.			-3.
	COIN BASE	01/01/22	12/31/22	0.	1.			-1.
	COIN BASE	01/01/22	12/31/22	0.	1.			-1.

<b>2 Totals.</b> Add the amounts in columns (d), (e), (g), and (h) (subtract negative amounts). Enter each total here and include on your Schedule D, <b>line 1b</b> (if <b>Box A</b> above is checked), <b>line 2</b> (if <b>Box B</b> above is checked), or <b>line 3</b> (if <b>Box C</b> above is checked).	0.	5.		-5.
---	----	----	--	-----

**Note:** If you checked Box A above but the basis reported to the IRS was incorrect, enter in column (e) the basis as reported to the IRS, and enter an adjustment in column (g) to correct the basis. See *Column (g)* in the separate instructions for how to figure the amount of the adjustment.

**SCHEDULE E  
(Form 1040)**

**Supplemental Income and Loss**

OMB No. 1545-0074

(From rental real estate, royalties, partnerships, S corporations, estates, trusts, REMICs, etc.)

**2022**  
Attachment  
Sequence No. **13**

Department of the Treasury  
Internal Revenue Service

Attach to Form 1040, 1040-SR, 1040-NR, or 1041.

Go to [www.irs.gov/ScheduleE](http://www.irs.gov/ScheduleE) for instructions and the latest information.

Name(s) shown on return

CASTAL & NAVILDA DIAS

Your social security number

210-67-9988

**Part I Income or Loss From Rental Real Estate and Royalties**

**Note:** If you are in the business of renting personal property, use **Schedule C**. See instructions. If you are an individual, report farm rental income or loss from **Form 4835** on page 2, line 40.

- A** Did you make any payments in 2022 that would require you to file Form(s) 1099? See instructions . . . . .  Yes  No  
**B** If "Yes," did you or will you file required Form(s) 1099? . . . . .  Yes  No

**1a** Physical address of each property (street, city, state, ZIP code)

**A** GUNBHAT WADI, GUNNAKA VASAI (WEST), PALGHAR MAHARASHTRA IN 401201

**B**  
**C**

1b Type of Property (from list below)	2 For each rental real estate property listed above, report the number of fair rental and personal use days. Check the QJV box only if you meet the requirements to file as a qualified joint venture. See instructions.	Fair Rental Days		Personal Use Days	QJV
		A	B	C	
<b>A</b> 3		365		0	<input type="checkbox"/>
<b>B</b>					<input type="checkbox"/>
<b>C</b>					<input type="checkbox"/>

**Type of Property:**

- 1 Single Family Residence      3 Vacation/Short-Term Rental      5 Land      7 Self-Rental  
 2 Multi-Family Residence      4 Commercial      6 Royalties      8 Other (describe) \_\_\_\_\_

Income:		Properties:		
		A	B	C
<b>3</b>	Rents received . . . . .	3	658.	
<b>4</b>	Royalties received . . . . .	4		
<b>Expenses:</b>				
<b>5</b>	Advertising . . . . .	5		
<b>6</b>	Auto and travel (see instructions) . . . . .	6		
<b>7</b>	Cleaning and maintenance . . . . .	7	2,577.	
<b>8</b>	Commissions . . . . .	8		
<b>9</b>	Insurance . . . . .	9		
<b>10</b>	Legal and other professional fees . . . . .	10		
<b>11</b>	Management fees . . . . .	11	2,810.	
<b>12</b>	Mortgage interest paid to banks, etc. (see instructions)	12		
<b>13</b>	Other interest . . . . .	13		
<b>14</b>	Repairs . . . . .	14	2,642.	
<b>15</b>	Supplies . . . . .	15	2,731.	
<b>16</b>	Taxes . . . . .	16		
<b>17</b>	Utilities . . . . .	17	2,964.	
<b>18</b>	Depreciation expense or depletion . . . . .	18		
<b>19</b>	Other (list) _____	19		
<b>20</b>	Total expenses. Add lines 5 through 19 . . . . .	20	13,724.	
<b>21</b>	Subtract line 20 from line 3 (rents) and/or 4 (royalties). If result is a (loss), see instructions to find out if you must file <b>Form 6198</b> . . . . .	21	-13,066.	
<b>22</b>	Deductible rental real estate loss after limitation, if any, on <b>Form 8582</b> (see instructions) . . . . .	22	( 13,066. )	( )
<b>23a</b>	Total of all amounts reported on line 3 for all rental properties . . . . .	23a	658.	
<b>b</b>	Total of all amounts reported on line 4 for all royalty properties . . . . .	23b		
<b>c</b>	Total of all amounts reported on line 12 for all properties . . . . .	23c		
<b>d</b>	Total of all amounts reported on line 18 for all properties . . . . .	23d		
<b>e</b>	Total of all amounts reported on line 20 for all properties . . . . .	23e	13,724.	
<b>24</b>	<b>Income.</b> Add positive amounts shown on line 21. <b>Do not</b> include any losses . . . . .	24		
<b>25</b>	<b>Losses.</b> Add royalty losses from line 21 and rental real estate losses from line 22. Enter total losses here . . . . .	25	( 13,066. )	
<b>26</b>	<b>Total rental real estate and royalty income or (loss).</b> Combine lines 24 and 25. Enter the result here. If Parts II, III, IV, and line 40 on page 2 do not apply to you, also enter this amount on Schedule 1 (Form 1040), line 5. Otherwise, include this amount in the total on line 41 on page 2 . . . . .	26		-13,066.

# Child and Dependent Care Expenses

Department of the Treasury  
Internal Revenue Service

Attach to Form 1040, 1040-SR, or 1040-NR.  
Go to [www.irs.gov/Form2441](http://www.irs.gov/Form2441) for instructions and the latest information.

**2022**  
Attachment  
Sequence No. **21**

Name(s) shown on return

CASTAL & NAVILDA DIAS

Your social security number

210-67-9988

**A** You can't claim a credit for child and dependent care expenses if your filing status is married filing separately unless you meet the requirements listed in the instructions under *Married Persons Filing Separately*. If you meet these requirements, check this box

**B** If you or your spouse was a student or was disabled during 2022 and you're entering deemed income of \$250 or \$500 a month on Form 2441 based on the income rules listed in the instructions under *If You or Your Spouse Was a Student or Disabled*, check this box

**Part I** **Persons or Organizations Who Provided the Care—You must complete this part.**  
If you have more than three care providers, see the instructions and check this box

1 (a) Care provider's name	(b) Address (number, street, apt. no., city, state, and ZIP code)	(c) Identifying number (SSN or EIN)	(d) Was the care provider your household employee in 2022? For example, this generally includes nannies but not daycare centers. (see instructions)	(e) Amount paid (see instructions)
			<input type="checkbox"/> Yes <input type="checkbox"/> No	
			<input type="checkbox"/> Yes <input type="checkbox"/> No	
			<input type="checkbox"/> Yes <input type="checkbox"/> No	

Did you receive dependent care benefits?

**No** Complete only Part II below.

**Yes** Complete Part III on page 2 next.

**Caution:** If the care provider is your household employee, you may owe employment taxes. For details, see the Instructions for Schedule H (Form 1040). If you incurred care expenses in 2022 but didn't pay them until 2023, or if you prepaid in 2022 for care to be provided in 2023, don't include these expenses in column (d) of line 2 for 2022. See the instructions.

**Part II** **Credit for Child and Dependent Care Expenses**

**2** Information about your **qualifying person(s)**. If you have more than three qualifying persons, see the instructions and check this box

(a) Qualifying person's name		(b) Qualifying person's social security number	(c) Check here if the qualifying person was over age 12 and was disabled. (see instructions)	(d) Qualified expenses you incurred and paid in 2022 for the person listed in column (a)
First	Last			
			<input type="checkbox"/>	
			<input type="checkbox"/>	
			<input type="checkbox"/>	

<b>3</b>	Add the amounts in column (d) of line 2. <b>Don't</b> enter more than \$3,000 if you had one qualifying person or \$6,000 if you had two or more persons. If you completed Part III, enter the amount from line 31	<b>3</b>																																																																									
<b>4</b>	Enter your <b>earned income</b> . See instructions	<b>4</b>																																																																									
<b>5</b>	If married filing jointly, enter your spouse's earned income (if you or your spouse was a student or was disabled, see the instructions); <b>all others</b> , enter the amount from line 4	<b>5</b>	0.																																																																								
<b>6</b>	Enter the <b>smallest</b> of line 3, 4, or 5	<b>6</b>																																																																									
<b>7</b>	Enter the amount from Form 1040, 1040-SR, or 1040-NR, line 11	<b>7</b>																																																																									
<b>8</b>	Enter on line 8 the decimal amount shown below that applies to the amount on line 7.	<b>8</b>	X																																																																								
<table border="1"> <thead> <tr> <th colspan="3">If line 7 is:</th> <th colspan="3">If line 7 is:</th> <th colspan="3">If line 7 is:</th> </tr> <tr> <th>Over</th> <th>But not over</th> <th>Decimal amount is</th> <th>Over</th> <th>But not over</th> <th>Decimal amount is</th> <th>Over</th> <th>But not over</th> <th>Decimal amount is</th> </tr> </thead> <tbody> <tr> <td>\$0—15,000</td> <td></td> <td>.35</td> <td>\$25,000—27,000</td> <td></td> <td>.29</td> <td>\$37,000—39,000</td> <td></td> <td>.23</td> </tr> <tr> <td>15,000—17,000</td> <td></td> <td>.34</td> <td>27,000—29,000</td> <td></td> <td>.28</td> <td>39,000—41,000</td> <td></td> <td>.22</td> </tr> <tr> <td>17,000—19,000</td> <td></td> <td>.33</td> <td>29,000—31,000</td> <td></td> <td>.27</td> <td>41,000—43,000</td> <td></td> <td>.21</td> </tr> <tr> <td>19,000—21,000</td> <td></td> <td>.32</td> <td>31,000—33,000</td> <td></td> <td>.26</td> <td>43,000—No limit</td> <td></td> <td>.20</td> </tr> <tr> <td>21,000—23,000</td> <td></td> <td>.31</td> <td>33,000—35,000</td> <td></td> <td>.25</td> <td></td> <td></td> <td></td> </tr> <tr> <td>23,000—25,000</td> <td></td> <td>.30</td> <td>35,000—37,000</td> <td></td> <td>.24</td> <td></td> <td></td> <td></td> </tr> </tbody> </table>		If line 7 is:			If line 7 is:			If line 7 is:			Over	But not over	Decimal amount is	Over	But not over	Decimal amount is	Over	But not over	Decimal amount is	\$0—15,000		.35	\$25,000—27,000		.29	\$37,000—39,000		.23	15,000—17,000		.34	27,000—29,000		.28	39,000—41,000		.22	17,000—19,000		.33	29,000—31,000		.27	41,000—43,000		.21	19,000—21,000		.32	31,000—33,000		.26	43,000—No limit		.20	21,000—23,000		.31	33,000—35,000		.25				23,000—25,000		.30	35,000—37,000		.24				<b>8</b>	
If line 7 is:			If line 7 is:			If line 7 is:																																																																					
Over	But not over	Decimal amount is	Over	But not over	Decimal amount is	Over	But not over	Decimal amount is																																																																			
\$0—15,000		.35	\$25,000—27,000		.29	\$37,000—39,000		.23																																																																			
15,000—17,000		.34	27,000—29,000		.28	39,000—41,000		.22																																																																			
17,000—19,000		.33	29,000—31,000		.27	41,000—43,000		.21																																																																			
19,000—21,000		.32	31,000—33,000		.26	43,000—No limit		.20																																																																			
21,000—23,000		.31	33,000—35,000		.25																																																																						
23,000—25,000		.30	35,000—37,000		.24																																																																						
<b>9a</b>	Multiply line 6 by the decimal amount on line 8	<b>9a</b>																																																																									
<b>b</b>	If you paid 2021 expenses in 2022, complete Worksheet A in the instructions. Enter the amount from line 13 of the worksheet here. Otherwise, enter -0- on line 9b and go to line 9c	<b>9b</b>																																																																									
<b>c</b>	Add lines 9a and 9b and enter the result	<b>9c</b>																																																																									
<b>10</b>	Tax liability limit. Enter the amount from the Credit Limit Worksheet in the instructions	<b>10</b>																																																																									
<b>11</b>	<b>Credit for child and dependent care expenses.</b> Enter the <b>smaller</b> of line 9c or line 10 here and on Schedule 3 (Form 1040), line 2	<b>11</b>																																																																									

**Part III Dependent Care Benefits**

<b>12</b>	Enter the total amount of <b>dependent care benefits</b> you received in 2022. Amounts you received as an employee should be shown in box 10 of your Form(s) W-2. <b>Don't</b> include amounts reported as wages in box 1 of Form(s) W-2. If you were self-employed or a partner, include amounts you received under a dependent care assistance program from your sole proprietorship or partnership . . . . .	<b>12</b>	2,168.
<b>13</b>	Enter the amount, if any, you carried over from 2020 and/or 2021 and used in 2022. See instructions . . . . .	<b>13</b>	
<b>14</b>	If you forfeited or carried over to 2023 any of the amounts reported on line 12 or 13, enter the amount. See instructions . . . . .	<b>14</b>	( )
<b>15</b>	Combine lines 12 through 14. See instructions . . . . .	<b>15</b>	2,168.
<b>16</b>	Enter the total amount of <b>qualified expenses</b> incurred in 2022 for the care of the <b>qualifying person(s)</b> . . . . .	<b>16</b>	
<b>17</b>	Enter the <b>smaller</b> of line 15 or 16 . . . . .	<b>17</b>	0.
<b>18</b>	Enter your <b>earned income</b> . See instructions . . . . .	<b>18</b>	115,668.
<b>19</b>	Enter the amount shown below that applies to you. <ul style="list-style-type: none"> <li>• If married filing jointly, enter your spouse's earned income (if you or your spouse was a student or was disabled, see the instructions for line 5).</li> <li>• If married filing separately, see instructions.</li> <li>• All others, enter the amount from line 18.</li> </ul>	<b>19</b>	6,993.
<b>20</b>	Enter the <b>smallest</b> of line 17, 18, or 19 . . . . .	<b>20</b>	0.
<b>21</b>	Enter \$5,000 (\$2,500 if married filing separately <b>and</b> you were required to enter your spouse's earned income on line 19). If you entered an amount on line 13, add it to the \$5,000 or \$2,500 amount you enter on line 21. However, don't enter more than the maximum amount allowed under your dependent care plan. If your dependent care plan uses a non-calendar plan year, see instructions . . . . .	<b>21</b>	5,000.
<b>22</b>	Is any amount on line 12 or 13 from your sole proprietorship or partnership? <input checked="" type="checkbox"/> <b>No.</b> Enter -0-. <input type="checkbox"/> <b>Yes.</b> Enter the amount here . . . . .	<b>22</b>	0.
<b>23</b>	Subtract line 22 from line 15 . . . . .	<b>23</b>	2,168.
<b>24</b>	<b>Deductible benefits.</b> Enter the <b>smallest</b> of line 20, 21, or 22. Also, include this amount on the appropriate line(s) of your return. See instructions . . . . .	<b>24</b>	0.
<b>25</b>	<b>Excluded benefits.</b> If you checked "No" on line 22, enter the smaller of line 20 or 21. Otherwise, subtract line 24 from the smaller of line 20 or line 21. If zero or less, enter -0- . . . . .	<b>25</b>	0.
<b>26</b>	<b>Taxable benefits.</b> Subtract line 25 from line 23. If zero or less, enter -0-. Also, enter this amount on Form 1040, 1040-SR, or 1040-NR, line 1e . . . . .	<b>26</b>	2,168.

To claim the child and dependent care credit, complete lines 27 through 31 below.

<b>27</b>	Enter \$3,000 (\$6,000 if two or more qualifying persons) . . . . .	<b>27</b>	
<b>28</b>	Add lines 24 and 25 . . . . .	<b>28</b>	
<b>29</b>	Subtract line 28 from line 27. If zero or less, <b>stop</b> . You can't take the credit. <b>Exception.</b> If you paid 2021 expenses in 2022, see the instructions for line 9b . . . . .	<b>29</b>	
<b>30</b>	Complete line 2 on page 1 of this form. <b>Don't</b> include in column (d) any benefits shown on line 28 above. Then, add the amounts in column (d) and enter the total here . . . . .	<b>30</b>	
<b>31</b>	Enter the <b>smaller</b> of line 29 or 30. Also, enter this amount on line 3 on page 1 of this form and complete lines 4 through 11 . . . . .	<b>31</b>	

**SCHEDULE 8812  
(Form 1040)**

**Credits for Qualifying Children  
and Other Dependents**

OMB No. 1545-0074

**2022**

Attachment  
Sequence No. **47**

Department of the Treasury  
Internal Revenue Service

Attach to Form 1040, 1040-SR, or 1040-NR.

Go to [www.irs.gov/Schedule8812](http://www.irs.gov/Schedule8812) for instructions and the latest information.

Name(s) shown on return

Your social security number

CASTAL & NAVILDA DIAS

210-67-9988

**Part I Child Tax Credit and Credit for Other Dependents**

<b>1</b>	Enter the amount from line 11 of your Form 1040, 1040-SR, or 1040-NR . . . . .		<b>1</b>	111,784.
<b>2a</b>	Enter income from Puerto Rico that you excluded . . . . .	<b>2a</b>		
<b>b</b>	Enter the amounts from lines 45 and 50 of your Form 2555 . . . . .	<b>2b</b>	0.	
<b>c</b>	Enter the amount from line 15 of your Form 4563 . . . . .	<b>2c</b>		
<b>d</b>	Add lines 2a through 2c . . . . .	<b>2d</b>	0.	
<b>3</b>	Add lines 1 and 2d . . . . .	<b>3</b>	111,784.	
<b>4</b>	Number of qualifying children under age 17 with the required social security number . . . . .	<b>4</b>	0	
<b>5</b>	Multiply line 4 by \$2,000 . . . . .	<b>5</b>		
<b>6</b>	Number of other dependents, including any qualifying children who are not under age 17 or who do not have the required social security number . . . . .	<b>6</b>	2	
	<b>Caution:</b> Do not include yourself, your spouse, or anyone who is not a U.S. citizen, U.S. national, or U.S. resident alien. Also, do not include anyone you included on line 4.			
<b>7</b>	Multiply line 6 by \$500 . . . . .	<b>7</b>	1,000.	
<b>8</b>	Add lines 5 and 7 . . . . .	<b>8</b>	1,000.	
<b>9</b>	Enter the amount shown below for your filing status. <ul style="list-style-type: none"> <li>• Married filing jointly—\$400,000 } . . . . .</li> <li>• All other filing statuses—\$200,000 } . . . . .</li> </ul>	<b>9</b>	400,000.	
<b>10</b>	Subtract line 9 from line 3. <ul style="list-style-type: none"> <li>• If zero or less, enter -0-.</li> <li>• If more than zero and not a multiple of \$1,000, enter the next multiple of \$1,000. For example, if the result is \$425, enter \$1,000; if the result is \$1,025, enter \$2,000, etc. } . . . . .</li> </ul>	<b>10</b>	0.	
<b>11</b>	Multiply line 10 by 5% (0.05) . . . . .	<b>11</b>	0.	
<b>12</b>	Is the amount on line 8 more than the amount on line 11? . . . . .	<b>12</b>	1,000.	
	<input type="checkbox"/> <b>No. STOP.</b> You cannot take the child tax credit, credit for other dependents, or additional child tax credit. Skip Parts II-A and II-B. Enter -0- on lines 14 and 27.			
	<input checked="" type="checkbox"/> <b>Yes.</b> Subtract line 11 from line 8. Enter the result.			
<b>13</b>	Enter the amount from the <b>Credit Limit Worksheet A</b> . . . . .	<b>13</b>	10,126.	
<b>14</b>	Enter the smaller of line 12 or 13. <b>This is your child tax credit and credit for other dependents</b> . . . . .	<b>14</b>	1,000.	

**Enter this amount on Form 1040, 1040-SR, or 1040-NR, line 19.**

If the amount on line 12 is more than the amount on line 14, you may be able to take the **additional child tax credit** on Form 1040, 1040-SR, or 1040-NR, line 28. Complete your Form 1040, 1040-SR, or 1040-NR through line 27 (also complete Schedule 3, line 11) before completing Part II-A.

**Part II-A Additional Child Tax Credit for All Filers**

**Caution:** If you file Form 2555, you cannot claim the additional child tax credit.

<b>15</b>	Check this box if you <b>do not</b> want to claim the additional child tax credit. Skip Parts II-A and II-B. Enter -0- on line 27 . . . . .	<input type="checkbox"/>	
<b>16a</b>	Subtract line 14 from line 12. If zero, <b>stop here</b> ; you cannot take the additional child tax credit. Skip Parts II-A and II-B. Enter -0- on line 27 . . . . .		<b>16a</b> 0.
<b>b</b>	Number of qualifying children under 17 with the required social security number: _____ x \$1,500. Enter the result. If zero, <b>stop here</b> ; you cannot claim the additional child tax credit. Skip Parts II-A and II-B. Enter -0- on line 27 . . . . .		<b>16b</b>
<b>TIP:</b> The number of children you use for this line is the same as the number of children you used for line 4.			
<b>17</b>	Enter the <b>smaller</b> of line 16a or line 16b . . . . .		<b>17</b>
<b>18a</b>	Earned income (see instructions) . . . . .	<b>18a</b>	
<b>b</b>	Nontaxable combat pay (see instructions) . . . . .	<b>18b</b>	
<b>19</b>	Is the amount on line 18a more than \$2,500? <input type="checkbox"/> <b>No.</b> Leave line 19 blank and enter -0- on line 20. <input type="checkbox"/> <b>Yes.</b> Subtract \$2,500 from the amount on line 18a. Enter the result . . . . .	<b>19</b>	
<b>20</b>	Multiply the amount on line 19 by 15% (0.15) and enter the result . . . . . <b>Next.</b> On line 16b, is the amount \$4,500 or more? <input type="checkbox"/> <b>No.</b> If you are a bona fide resident of Puerto Rico, go to line 21. Otherwise, skip Part II-B and enter the <b>smaller</b> of line 17 or line 20 on line 27. <input type="checkbox"/> <b>Yes.</b> If line 20 is equal to or more than line 17, skip Part II-B and enter the amount from line 17 on line 27. Otherwise, go to line 21.	<b>20</b>	

**Part II-B Certain Filers Who Have Three or More Qualifying Children and Bona Fide Residents of Puerto Rico**

<b>21</b>	Withheld social security, Medicare, and Additional Medicare taxes from Form(s) W-2, boxes 4 and 6. If married filing jointly, include your spouse's amounts with yours. If your employer withheld or you paid Additional Medicare Tax or tier 1 RRTA taxes, see instructions. . . . .	<b>21</b>	
<b>22</b>	Enter the total of the amounts from Schedule 1 (Form 1040), line 15; Schedule 2 (Form 1040), line 5; Schedule 2 (Form 1040), line 6; and Schedule 2 (Form 1040), line 13 . . . . .	<b>22</b>	
<b>23</b>	Add lines 21 and 22 . . . . .	<b>23</b>	
<b>24</b>	<b>1040 and 1040-SR filers:</b> Enter the total of the amounts from Form 1040 or 1040-SR, line 27, and Schedule 3 (Form 1040), line 11. } <b>1040-NR filers:</b> Enter the amount from Schedule 3 (Form 1040), line 11. }	<b>24</b>	
<b>25</b>	Subtract line 24 from line 23. If zero or less, enter -0- . . . . .	<b>25</b>	
<b>26</b>	Enter the <b>larger</b> of line 20 or line 25 . . . . . <b>Next,</b> enter the <b>smaller</b> of line 17 or line 26 on line 27.	<b>26</b>	

**Part II-C Additional Child Tax Credit**

<b>27</b>	This is your additional child tax credit. Enter this amount on Form 1040, 1040-SR, or 1040-NR, line 28 . . . . .	<b>27</b>	
-----------	--	-----------	--

**Health Savings Accounts (HSAs)**

Department of the Treasury  
Internal Revenue Service

Attach to Form 1040, 1040-SR, or 1040-NR.  
Go to [www.irs.gov/Form8889](http://www.irs.gov/Form8889) for instructions and the latest information.

**2022**  
Attachment  
Sequence No. **52**

Name(s) shown on Form 1040, 1040-SR, or 1040-NR

Social security number of HSA beneficiary.  
If both spouses have HSAs, see instructions.  
210-67-9988

CASTAL DIAS

**Before you begin:** Complete Form 8853, Archer MSAs and Long-Term Care Insurance Contracts, if required.

**Part I HSA Contributions and Deduction.** See the instructions before completing this part. If you are filing jointly and both you and your spouse each have separate HSAs, complete a separate Part I for each spouse.

<b>1</b>	Check the box to indicate your coverage under a high-deductible health plan (HDHP) during 2022. See instructions . . . . .	<input type="checkbox"/> Self-only <input checked="" type="checkbox"/> Family
<b>2</b>	HSA contributions you made for 2022 (or those made on your behalf), including those made by the unextended due date of your tax return that were for 2022. <b>Do not</b> include employer contributions, contributions through a cafeteria plan, or rollovers. See instructions . . . . .	<b>2</b> 0.
<b>3</b>	If you were under age 55 at the end of 2022 and, on the first day of <b>every</b> month during 2022, you were, or were considered, an eligible individual with the <b>same</b> coverage, enter \$3,650 (\$7,300 for family coverage). <b>All others</b> , see the instructions for the amount to enter . . . . .	<b>3</b> 7,300.
<b>4</b>	Enter the amount you and your employer contributed to your Archer MSAs for 2022 from Form 8853, lines 1 and 2. If you or your spouse had family coverage under an HDHP at any time during 2022, also include any amount contributed to your spouse's Archer MSAs . . . . .	<b>4</b> 0.
<b>5</b>	Subtract line 4 from line 3. If zero or less, enter -0- . . . . .	<b>5</b> 7,300.
<b>6</b>	Enter the amount from line 5. But if you and your spouse each have separate HSAs and had family coverage under an HDHP at any time during 2022, see the instructions for the amount to enter . . . . .	<b>6</b> 7,300.
<b>7</b>	If you were age 55 or older at the end of 2022, married, and you or your spouse had family coverage under an HDHP at any time during 2022, enter your additional contribution amount. See instructions . . . . .	<b>7</b>
<b>8</b>	Add lines 6 and 7 . . . . .	<b>8</b> 7,300.
<b>9</b>	Employer contributions made to your HSAs for 2022 . . . . .	<b>9</b> 1,721.
<b>10</b>	Qualified HSA funding distributions . . . . .	<b>10</b>
<b>11</b>	Add lines 9 and 10 . . . . .	<b>11</b> 1,721.
<b>12</b>	Subtract line 11 from line 8. If zero or less, enter -0- . . . . .	<b>12</b> 5,579.
<b>13</b>	<b>HSA deduction.</b> Enter the <b>smaller</b> of line 2 or line 12 here and on Schedule 1 (Form 1040), Part II, line 13 <b>Caution:</b> If line 2 is more than line 13, you may have to pay an additional tax. See instructions.	<b>13</b> 0.

**Part II HSA Distributions.** If you are filing jointly and both you and your spouse each have separate HSAs, complete a separate Part II for each spouse.

<b>14a</b>	Total distributions you received in 2022 from all HSAs (see instructions) . . . . .	<b>14a</b>
<b>b</b>	Distributions included on line 14a that you rolled over to another HSA. Also include any excess contributions (and the earnings on those excess contributions) included on line 14a that were withdrawn by the due date of your return. See instructions . . . . .	<b>14b</b>
<b>c</b>	Subtract line 14b from line 14a . . . . .	<b>14c</b>
<b>15</b>	Qualified medical expenses paid using HSA distributions (see instructions) . . . . .	<b>15</b>
<b>16</b>	<b>Taxable HSA distributions.</b> Subtract line 15 from line 14c. If zero or less, enter -0-. Also, include this amount in the total on Schedule 1 (Form 1040), Part I, line 8f . . . . .	<b>16</b>
<b>17a</b>	If any of the distributions included on line 16 meet any of the <b>Exceptions to the Additional 20% Tax</b> (see instructions), check here . . . . . <input type="checkbox"/>	
<b>b</b>	<b>Additional 20% tax</b> (see instructions). Enter 20% (0.20) of the distributions included on line 16 that are subject to the additional 20% tax. Also, include this amount in the total on Schedule 2 (Form 1040), Part II, line 17c . . . . .	<b>17b</b>

**Part III Income and Additional Tax for Failure To Maintain HDHP Coverage.** See the instructions before completing this part. If you are filing jointly and both you and your spouse each have separate HSAs, complete a separate Part III for each spouse.

<b>18</b>	Last-month rule . . . . .	<b>18</b>
<b>19</b>	Qualified HSA funding distribution . . . . .	<b>19</b>
<b>20</b>	<b>Total income.</b> Add lines 18 and 19. Include this amount on Schedule 1 (Form 1040), Part I, line 8f . . . . .	<b>20</b>
<b>21</b>	<b>Additional tax.</b> Multiply line 20 by 10% (0.10). Include this amount in the total on Schedule 2 (Form 1040), Part II, line 17d . . . . .	<b>21</b>



**Paid Preparer's Due Diligence Checklist**

*Earned Income Credit (EIC), American Opportunity Tax Credit (AOTC),  
Child Tax Credit (CTC) (including the Additional Child Tax Credit (ACTC) and  
Credit for Other Dependents (ODC)), and Head of Household (HOH) Filing Status*

**To be completed by preparer and filed with Form 1040, 1040-SR, 1040-NR, 1040-PR, or 1040-SS.  
Go to [www.irs.gov/Form8867](http://www.irs.gov/Form8867) for instructions and the latest information.**

OMB No. 1545-0074

For tax year  
20 \_\_\_\_\_

Attachment  
Sequence No. **70**

Taxpayer name(s) shown on return CASTAL & NAVILDA DIAS	Taxpayer identification number 210-67-9988
Preparer's name SYAM PRIYA RAM SAGAR GUPTA TALLAM	Preparer tax identification number P02082703

**Part I Due Diligence Requirements**

Please check the appropriate box for the credit(s) and/or HOH filing status claimed on the return and complete the related Parts I-V for the benefit(s) claimed (check all that apply).  EIC  CTC/ACTC/ODC  AOTC  HOH

	Yes	No	N/A
<b>1</b> Did you complete the return based on information for the applicable tax year provided by the taxpayer or reasonably obtained by you? (See instructions if relying on prior year earned income.) . . . . .	<input checked="" type="checkbox"/>	<input type="checkbox"/>	
<b>2</b> If credits are claimed on the return, did you complete the applicable EIC and/or CTC/ACTC/ODC worksheets found in the Form 1040, 1040-SR, 1040-NR, 1040-PR, 1040-SS, or Schedule 8812 (Form 1040) instructions, and/or the AOTC worksheet found in the Form 8863 instructions, or your own worksheet(s) that provides the same information, and all related forms and schedules for each credit claimed? . . . . .	<input checked="" type="checkbox"/>	<input type="checkbox"/>	<input type="checkbox"/>
<b>3</b> Did you satisfy the knowledge requirement? To meet the knowledge requirement, you must do both of the following. • Interview the taxpayer, ask questions, and contemporaneously document the taxpayer's responses to determine that the taxpayer is eligible to claim the credit(s) and/or HOH filing status. • Review information to determine that the taxpayer is eligible to claim the credit(s) and/or HOH filing status and to figure the amount(s) of any credit(s) . . . . .	<input checked="" type="checkbox"/>	<input type="checkbox"/>	
<b>4</b> Did any information provided by the taxpayer or a third party for use in preparing the return, or information reasonably known to you, appear to be incorrect, incomplete, or inconsistent? (If "Yes," answer questions 4a and 4b. If "No," go to question 5.) . . . . .	<input type="checkbox"/>	<input checked="" type="checkbox"/>	
<b>a</b> Did you make reasonable inquiries to determine the correct, complete, and consistent information? . . . . .	<input type="checkbox"/>	<input type="checkbox"/>	
<b>b</b> Did you contemporaneously document your inquiries? (Documentation should include the questions you asked, whom you asked, when you asked, the information that was provided, and the impact the information had on your preparation of the return.) . . . . .	<input type="checkbox"/>	<input type="checkbox"/>	
<b>5</b> Did you satisfy the record retention requirement? To meet the record retention requirement, you must keep a copy of your documentation referenced in question 4b, a copy of this Form 8867, a copy of any applicable worksheet(s), a record of how, when, and from whom the information used to prepare Form 8867 and any applicable worksheet(s) was obtained, and a copy of any document(s) provided by the taxpayer that you relied on to determine eligibility for the credit(s) and/or HOH filing status or to figure the amount(s) of the credit(s) . . . . . List those documents provided by the taxpayer, if any, that you relied on: _____ _____ _____	<input checked="" type="checkbox"/>	<input type="checkbox"/>	
<b>6</b> Did you ask the taxpayer whether he/she could provide documentation to substantiate eligibility for the credit(s) and/or HOH filing status and the amount(s) of any credit(s) claimed on the return if his/her return is selected for audit? . . . . .	<input checked="" type="checkbox"/>	<input type="checkbox"/>	
<b>7</b> Did you ask the taxpayer if any of these credits were disallowed or reduced in a previous year? . . . . . <b>(If credits were disallowed or reduced, go to question 7a; if not, go to question 8.)</b>	<input checked="" type="checkbox"/>	<input type="checkbox"/>	<input type="checkbox"/>
<b>a</b> Did you complete the required recertification Form 8862? . . . . .	<input type="checkbox"/>	<input type="checkbox"/>	<input type="checkbox"/>
<b>8</b> If the taxpayer is reporting self-employment income, did you ask questions to prepare a complete and correct Schedule C (Form 1040)? . . . . .	<input type="checkbox"/>	<input type="checkbox"/>	<input type="checkbox"/>

**Part II Due Diligence Questions for Returns Claiming EIC** (If the return does not claim EIC, go to Part III.)

	Yes	No	N/A
<b>9a</b> Have you determined that the taxpayer is eligible to claim the EIC for the number of qualifying children claimed, or is eligible to claim the EIC without a qualifying child? <b>(If the taxpayer is claiming the EIC and does not have a qualifying child, go to question 10.)</b> . . . . .	<input type="checkbox"/>	<input type="checkbox"/>	
<b>b</b> Did you ask the taxpayer if the child lived with the taxpayer for over half of the year, even if the taxpayer has supported the child the entire year? . . . . .	<input type="checkbox"/>	<input type="checkbox"/>	
<b>c</b> Did you explain to the taxpayer the rules about claiming the EIC when a child is the qualifying child of more than one person (tiebreaker rules)? . . . . .	<input type="checkbox"/>	<input type="checkbox"/>	<input type="checkbox"/>

**Part III Due Diligence Questions for Returns Claiming CTC/ACTC/ODC** (If the return does not claim CTC, ACTC, or ODC, go to Part IV.)

	Yes	No	N/A
<b>10</b> Have you determined that each qualifying person for the CTC/ACTC/ODC is the taxpayer's dependent who is a citizen, national, or resident of the United States? . . . . .	<input checked="" type="checkbox"/>	<input type="checkbox"/>	
<b>11</b> Did you explain to the taxpayer that he/she may not claim the CTC/ACTC if the child has not lived with the taxpayer for over half of the year, even if the taxpayer has supported the child, unless the child's custodial parent has released a claim to exemption for the child? . . . . .	<input checked="" type="checkbox"/>	<input type="checkbox"/>	<input type="checkbox"/>
<b>12</b> Did you explain to the taxpayer the rules about claiming the CTC/ACTC/ODC for a child of divorced or separated parents (or parents who live apart), including any requirement to attach a Form 8332 or similar statement to the return? . . . . .	<input checked="" type="checkbox"/>	<input type="checkbox"/>	<input type="checkbox"/>

**Part IV Due Diligence Questions for Returns Claiming AOTC** (If the return does not claim AOTC, go to Part V.)

	Yes	No
<b>13</b> Did the taxpayer provide substantiation for the credit, such as a Form 1098-T and/or receipts for the qualified tuition and related expenses for the claimed AOTC? . . . . .	<input type="checkbox"/>	<input type="checkbox"/>

**Part V Due Diligence Questions for Claiming HOH** (If the return does not claim HOH filing status, go to Part VI.)

	Yes	No
<b>14</b> Have you determined that the taxpayer was unmarried or considered unmarried on the last day of the tax year and provided more than half of the cost of keeping up a home for the year for a qualifying person? . . . . .	<input type="checkbox"/>	<input type="checkbox"/>

**Part VI Eligibility Certification**

**You will have complied with all due diligence requirements for claiming the applicable credit(s) and/or HOH filing status on the return of the taxpayer identified above if you:**

- A. Interview the taxpayer, ask adequate questions, contemporaneously document the taxpayer's responses on the return or in your notes, review adequate information to determine if the taxpayer is eligible to claim the credit(s) and/or HOH filing status and to figure the amount(s) of the credit(s);
- B. Complete this Form 8867 truthfully and accurately and complete the actions described in this checklist for any applicable credit(s) claimed and HOH filing status, if claimed;
- C. Submit Form 8867 in the manner required; **and**
- D. Keep all five of the following records for 3 years from the latest of the dates specified in the Form 8867 instructions under *Document Retention*.
  - 1. A copy of this Form 8867.
  - 2. The applicable worksheet(s) or your own worksheet(s) for any credit(s) claimed.
  - 3. Copies of any documents provided by the taxpayer on which you relied to determine the taxpayer's eligibility for the credit(s) and/or HOH filing status and to figure the amount(s) of the credit(s).
  - 4. A record of how, when, and from whom the information used to prepare this form and the applicable worksheet(s) was obtained.
  - 5. A record of any additional information you relied upon, including questions you asked and the taxpayer's responses, to determine the taxpayer's eligibility for the credit(s) and/or HOH filing status and to figure the amount(s) of the credit(s).

**If you have not complied with all due diligence requirements, you may have to pay a penalty for each failure to comply related to a claim of an applicable credit or HOH filing status (see instructions for more information).**

	Yes	No
<b>15</b> Do you certify that all of the answers on this Form 8867 are, to the best of your knowledge, true, correct, and complete? . . . . .	<input checked="" type="checkbox"/>	<input type="checkbox"/>

Do not mail this form to the Arizona Department of Revenue. The ERO must retain this document a minimum of four years.

Your First Name and Initial CASTAL	Last Name DIAS	<b>Enter your SSN(s).</b>	Your Social Security Number* 210   67   9988
Your Spouse's First Name and Initial (if filed joint) NAVILDA	Last Name DIAS		Spouse's Social Security No.* 661   08   9570

**PART 1 – PURPOSE (If you are e-filing a Small Business Income Tax Return, also complete Form AZ-8879 SBI) \*Do Not Truncate**

- To certify the truthfulness, correctness, and completeness of the taxpayer's electronic income tax return.
- To authorize the Electronic Return Originator (ERO) to affirm that the taxpayer wishes to use the taxpayer's electronic signature to the taxpayer's federal individual income tax return as the taxpayer's signature to the taxpayer's electronic Arizona individual income tax return.

**PART 2 – TAX RETURN INFORMATION**

1 Arizona Adjusted Gross Income	111,784	00
2 Balance Of Tax .....	2,113	00
3 Arizona Income Tax Withheld ...	3,209	00
<b>Check box 4 or box 5:</b>		
4 <input checked="" type="checkbox"/> <b>REFUND:</b> Enter the amount of refund.....	1,096	00
5 <input type="checkbox"/> <b>AMOUNT YOU OWE:</b> Enter the amount owed .....		00

**PART 3 – FINANCIAL INSTITUTION INFORMATION**

Must be present when requesting direct debit or deposit.

Foreign Account Deposit/Debit: See instructions below.

TYPE OF ACCOUNT      ROUTING NUMBER

Checking     Savings      011000138

ACCOUNT NUMBER

004647163908

DIRECT DEBIT REQUEST DATE      DIRECT DEBIT PAYMENT AMOUNT

\$ \_\_\_\_\_ .00

**Box 4 Checkbox – Refund:** You are due a refund based on the information provided on your tax return. Your refund amount will be deposited in the account listed in the Financial Institution Information Section (Part 3).

**Box 5 Checkbox – Amount You Owe:** You owe taxes based on the information provided on your tax return. You have elected to direct debit for payment. The payment will be withdrawn from the account and on the date listed in the Financial Institution Information Section (Part 3).

**Foreign Account Deposit/Debit Checkbox:** Check the "Foreign Account Deposit/Debit" box if your deposit will be ultimately placed in or come from a foreign account. If you check this box, do not enter your account numbers. If this box is checked, we will not direct deposit or debit your account. If you are due a refund, we will send you a check instead. If you owe tax, **you must mail a check to the Arizona Department of Revenue, PO Box 29085, Phoenix, AZ 85038-9085.**

**PART 4 – DECLARATION AND SIGNATURE AUTHORIZATION (Sign only after completing Part 2)**

Under penalties of perjury, I declare that I have examined a copy of my electronic Arizona individual income tax return and accompanying schedules and statements for the year ending December 31, 2022, and to the best of my knowledge and belief, it is true, correct, and complete. I further declare that the amounts of Arizona adjusted gross income, total tax, Arizona income tax withheld, and refund (or amount owed) listed above are the amounts shown on the copy of my electronic Arizona income tax return.



- 6a  I consent that my refund be directly deposited as designated in the electronic portion of my 2022 Arizona individual income tax return. If I have filed a joint return, this is an irrevocable appointment of the other spouse as an agent to receive the refund.
- 6b  I do not want direct deposit of my refund or I am not receiving a refund.
- 6c  I authorize the Arizona Department of Revenue (ADOR) and its designated Financial Agent to initiate an ACH electronic funds withdrawal (direct debit) entry to the financial institution account indicated in the tax preparation software for payment of my Arizona taxes owed on this return. I also authorize the financial institutions involved in the processing of the electronic payment of taxes to receive confidential information necessary to answer inquiries and resolve issues related to the payment.

I consent to my Electronic Return Originator (ERO) or On-Line Service Provider (OLSP) sending my electronic Arizona individual income tax return and accompanying schedules and statements to ADOR, and I consent to my ERO or OLSP sending such information to ADOR through a transmitter. I consent to ADOR sending my ERO, OLSP and/or transmitter an acknowledgement of receipt of transmission and an indication of whether or not the transmission of my return is accepted and, if the return is rejected, the reason(s) for the rejection. If the processing of my return or refund is delayed, I authorize ADOR to disclose to my ERO, OLSP and/or transmitter the reason(s) for the delay, or when the refund was sent. If ADOR contacts my ERO for a copy of my return, any documents or schedules to my return, and/or this authorization form, I authorize my ERO to release copies of the requested documents to ADOR.

I authorize GLOBAL TAXES LLC  
(ELECTRONIC RETURN ORIGINATOR)

If I have filed a balance due return, I understand that if the ADOR does not receive full and timely payment of my tax liability by April 18, 2023, I will remain liable for the tax liability and all applicable interest and penalties. When electronically filing my federal and state tax returns, I understand that if there is an error on my federal return, my state return will also be rejected.

to make the election that I want my electronic signature to my electronic federal individual income tax return to serve as my signature to my electronic Arizona individual income tax return for the year ending December 31, 2022. I understand that when my ERO makes the election that my electronic signature to my federal individual income tax return will serve as my signature to my Arizona individual income tax return, I will have signed my Arizona individual income tax return and declared under penalties of perjury that to the best of my knowledge and belief the return is true, correct and complete.

<b>PLEASE SIGN HERE</b>	→ 	<u>03/22/2023</u>
	YOUR PEN AND INK SIGNATURE	DATE
→ 	<u>03/23/2023</u>	
SPOUSE'S PEN AND INK SIGNATURE	DATE	

DO NOT STAPLE ANY ITEMS TO THE RETURN.

82F Check box 82F if filing under extension OR FISCAL YEAR BEGINNING 2022 AND ENDING 66F

Your First Name and Middle Initial 1 CASTAL Last Name DIAS Your Social Security Number 210 67 9988

Spouse's First Name and Middle Initial (if box 4 or 6 checked) 1 NAVILDA Last Name DIAS Spouse's Social Security No. 661 08 9570

Current Home Address - number and street, rural route 2 2081 E BELLERIVE PL Apt. No. Daytime Phone (with area code) 94 (857) 389-0696

City, Town or Post Office 3 CHANDLER State AZ ZIP Code 85249 Last Names Used in Last Four Prior Year(s) (if different) 97

FILING STATUS 4 Married filing joint return 4a Injured Spouse Protection of Joint Overpayment 5 Head of household. Enter name of qualifying child or dependent on next line: 6 Married filing separate return. Enter spouse's name and Social Security Number above. 7 Single

REVENUE USE ONLY. DO NOT MARK IN THIS AREA. 88

Enter the number claimed. Do not put a check mark.

8 Age 65 or over (you and/or spouse) 9 Blind (you and/or spouse) 10a Dependents: Under age of 17. 10b Dependents: Age 17 and over. 11a Qualifying parents and grandparents

81 PM 80 RCVD

(Box 10a and 10b): Dependent Information. See instructions. For more space, check the box and complete page 4, Part 1.

Table with 6 columns: (a) FIRST AND LAST NAME, (b) SOCIAL SECURITY NO., (c) RELATIONSHIP, (d) NO. OF MONTHS LIVED IN YOUR HOME IN 2022, (e) Dependent Age included in: 1 (Box 10a), 2 (Box 10b), (f) if you did not claim this person on your federal return due to educational credits. Rows include AQUILA DIAS Daughter and ASHRIEL DIAS Son.

(Box 11a): Qualifying parents and grandparents. See instructions. For more space, check the box and complete page 4, Part 2.

Table with 6 columns: (a) FIRST AND LAST NAME, (b) SOCIAL SECURITY NO., (c) RELATIONSHIP, (d) NO. OF MONTHS LIVED IN YOUR HOME IN 2022, (e) IF AGE 65 OR OVER, (f) IF DIED IN 2022.


Place any required federal and AZ schedules or other documents after Form 140.

Exemptions 8, 9, and 11a - Dependents 10a and 10b

Additions

Subtractions

Main tax calculation table with lines 12-34. Includes Federal adjusted gross income (111,784), Subtotal (111,784), and various adjustments like net capital gain and depreciation.



Your Name (as shown on page 1) **CASTAL & NAVILDA DIAS** Your Social Security Number **210-67-9988**

Exemptions	35	Subtract lines 24 through 34c from line 19.....	35	111,784	00
	36	Other Subtractions from Income. Complete <i>Other Subtraction from Arizona Gross Income</i> schedule on page 6.....	36		00
	3	Subtract line 36 from line 35. Enter the difference .....	37	111,784	00
	38	Age 65 or over: Multiply the number in box 8 by \$2,100.....	38		00
	39	Blind: Multiply the number in box 9 by \$1,500 .....	39		00
Balance of Tax	40	Other Exemptions. See instructions.....40E <input type="checkbox"/> Multiply the number in box 40E by \$2,300.....	40		00
	41	Qualifying parents and grandparents: Multiply the number in box 11a by \$10,000.....	41		00
	42	<b>Arizona adjusted gross income:</b> Subtract lines 38 through 41 from line 37. If less than zero, enter "0".....	42	111,784	00
	43	<b>Deductions: Check box and enter amount.</b> See instructions.....43I <input type="checkbox"/> ITEMIZED...43S <input checked="" type="checkbox"/> STANDARD	43	25,900	00
	44	If you checked box 43S and claim charitable contributions, check 44C <input type="checkbox"/> Complete page 3. See instructions.....	44		00
	45	Arizona taxable income: Subtract lines 43 and 44 from line 42. If less than zero, enter "0".....	45	85,884	00
	4	Compute the tax using amount on line 45 and Tax Tables X and Y or Optional Tax Tables.....	46	2,313	00
	47	Tax from recapture of credits from Arizona Form 301, Part 2, line 32 .....	47		00
	48	Subtotal of tax: Add lines 46 and 47. Enter the total .....	48	2,313	00
	Total Payments and Refundable Credits	49	Dependent Tax Credit. See instructions .....	49	200
50		Family income tax credit (from the worksheet - see instructions).....	50		00
51		Nonrefundable Credits from Arizona Form 301, Part 2, line 64.....	51		00
52		<b>Balance of tax:</b> Subtract lines 49, 50 and 51 from line 48. If the sum of lines 49, 50 and 51 is greater than line 48, enter "0" .....	52	2,113	00
53		2022 AZ income tax withheld.....	53	3,209	00
54		2022 AZ estimated tax payments..54a <input type="text" value="00"/> Claim of Right 54b <input type="text" value="00"/> Add 54a and 54b..54c	54c		00
55		2022 AZ extension payment (Form 204) .....	55		00
5		Increased Excise Tax Credit (from the worksheet - see instructions) .....	56		00
57		Property Tax Credit from Arizona Form 140PTC .....	57		00
Tax Due or Overpayment		5	Other refundable credits: Check the box(es) and enter the total amount.....581 <input type="checkbox"/> 308-I 582 <input type="checkbox"/> 349	58	
	59	<b>Total payments and refundable credits:</b> Add lines 53 through 58. Enter the total.....	59	3,209	00
	60	<b>TAX DUE:</b> If line 52 is larger than line 59, subtract line 59 from line 52. Enter amount of tax due. Skip lines 61, 62 and 63.....	60		00
Voluntary Gifts	6	<b>OVERPAYMENT:</b> If line 59 is larger than line 52, subtract line 52 from line 59. Enter amount of overpayment.....	61	1,096	00
	6	Amount of line 61 to be applied to 2023 estimated tax.....	62		00
	63	Balance of overpayment: Subtract line 62 from line 61. Enter the difference .....	63	1,096	00
	64 - 74	<b>Voluntary Gifts to:</b>			
		Solutions Teams Assigned to Schools.....64	00	Arizona Wildlife.....65	00
		Child Abuse Prevention.....66	00	Domestic Violence Services.....67	00
		Neighbors Helping Neighbors.....69	00	Special Olympics.....70	00
		I Didn't Pay Enough Fund.....72	00	Sustainable State Parks and Road Fund.....73	00
			00	Veterans' Donations Fund.....71	00
			00	Spay/Neuter of Animals.....74	00
Penalty	75	Political Party (if amount is entered on line 68 - check only one): 751 <input type="checkbox"/> Democratic 752 <input type="checkbox"/> Libertarian 753 <input type="checkbox"/> Republican			
	76	Estimated payment penalty .....	76		00
	77	771 <input type="checkbox"/> Annualized/Other 772 <input type="checkbox"/> Farmer or Fisherman 773 <input type="checkbox"/> Form 221 included			
Refund or Amount Owed	78	Add lines 64 through 74 and 76; enter the total.....	78		00
	79	<b>REFUND:</b> Subtract line 78 from line 63. If less than zero, enter amount owed on line 80 .....	79	1,096	00
		<b>Direct Deposit of Refund: Check box 79A</b> if your deposit will be ultimately placed in a <b>foreign account</b> ; see instructions. 79A <input type="checkbox"/>			
	<input checked="" type="checkbox"/> C <input type="checkbox"/> Checking or SAVINGS <input type="checkbox"/> Savings				
	ROUTING NUMBER: 0110000138		ACCOUNT NUMBER: 004647163908		
80	<b>AMOUNT OWED:</b> Add lines 60 and 78. Make check payable to Arizona Department of Revenue; write your SSN on payment; and include with your return .....	80		00	

Under penalties of perjury, I declare that I have read this return and any documents with it, and to the best of my knowledge and belief, they are true, correct and complete. Declaration of preparer (other than taxpayer) is based on all information of which preparer has any knowledge.

**PLEASE SIGN HERE**

YOUR SIGNATURE: E. DIAS DATE: 03/22/2023 OCCUPATION: SOFTWARE ENGINEER

SPOUSE'S SIGNATURE: ADIAS DATE: 03/23/2023 SPOUSE'S OCCUPATION: PRE-SCHOOL TEACHER

PAID PREPARER'S SIGNATURE: SYAM PRIYA RAM SAGAR GUPTA TALLAM DATE: 03232023 FIRM'S NAME (PREPARER'S IF SELF-EMPLOYED): GLOBAL TAXES LLC

PAID PREPARER'S STREET ADDRESS: 245 ROONEY CT PAID PREPARER'S TIN: 84-3171965

PAID PREPARER'S CITY: E BRUNSWICK NJ 08816 STATE: STATE ZIP CODE: STATE PAID PREPARER'S PHONE NUMBER: (678) 965-9522

## 2022 Form 140 Dependent and Other Exemption Information

**Include page 4 with your return if:**

- You are listing additional dependents (for box 10a and 10b) from page 1.
- You are listing additional qualifying parents and grandparents (for box 11a) from page 1.
  - You are claiming *Other Exemptions* on page 2, line 40.

**Part 1: Dependents (Box 10a and 10b) continued from page 1**

Information used to compute your allowable **Dependent Tax Credit** on page 2, line 49.

**NOTE:** If you have more than three qualifying dependents, you **must** complete Part 1 *and* the worksheet in the instructions, to compute your Dependent Tax Credit on line 49.

	(a) FIRST AND LAST NAME (Do not list yourself or spouse.)	(b) SOCIAL SECURITY NO.	(c) RELATIONSHIP	(d) NO. OF MONTHS LIVED IN YOUR HOME IN 2022	(e) ✓ Dependent Age included in:		(f) ✓ IF YOU DID NOT CLAIM THIS PERSON ON YOUR FEDERAL RETURN DUE TO EDUCATIONAL CREDITS
					1 (Box 10a)	2 (Box 10b)	
10f					<input type="checkbox"/>	<input type="checkbox"/>	<input type="checkbox"/>
10g					<input type="checkbox"/>	<input type="checkbox"/>	<input type="checkbox"/>
10h					<input type="checkbox"/>	<input type="checkbox"/>	<input type="checkbox"/>
10i					<input type="checkbox"/>	<input type="checkbox"/>	<input type="checkbox"/>
10j					<input type="checkbox"/>	<input type="checkbox"/>	<input type="checkbox"/>
10k					<input type="checkbox"/>	<input type="checkbox"/>	<input type="checkbox"/>
10l					<input type="checkbox"/>	<input type="checkbox"/>	<input type="checkbox"/>
10m					<input type="checkbox"/>	<input type="checkbox"/>	<input type="checkbox"/>
10n					<input type="checkbox"/>	<input type="checkbox"/>	<input type="checkbox"/>
10o					<input type="checkbox"/>	<input type="checkbox"/>	<input type="checkbox"/>
10p					<input type="checkbox"/>	<input type="checkbox"/>	<input type="checkbox"/>

**Part 2: Qualifying parents and grandparents (Box 11a) continued from page 1**

Additional qualifying parents and grandparents information used to compute your allowable exemption on page 2, line 41.

	(a) FIRST AND LAST NAME (Do not list yourself or spouse.)	(b) SOCIAL SECURITY NO.	(c) RELATIONSHIP	(d) NO. OF MONTHS LIVED IN YOUR HOME IN 2022	(e) ✓ IF AGE 65 OR OVER	(f) ✓ IF DIED IN 2022
11d					<input type="checkbox"/>	<input type="checkbox"/>
11e					<input type="checkbox"/>	<input type="checkbox"/>
11f					<input type="checkbox"/>	<input type="checkbox"/>
11g					<input type="checkbox"/>	<input type="checkbox"/>
11h					<input type="checkbox"/>	<input type="checkbox"/>
11i					<input type="checkbox"/>	<input type="checkbox"/>

**Part 3: Other Exemptions**

Information used to compute your allowable **Other Exemptions** on page 2, line 40.

	(a) FIRST AND LAST NAME (Do not list yourself or spouse.)	(b) SOCIAL SECURITY NO.	(c) ✓ AGE 65 OR OVER (see instructions)		(d) ✓ STILLBORN CHILD IN 2022
			C1	C2	
1			<input type="checkbox"/>	<input type="checkbox"/>	<input type="checkbox"/>
2			<input type="checkbox"/>	<input type="checkbox"/>	<input type="checkbox"/>
3			<input type="checkbox"/>	<input type="checkbox"/>	<input type="checkbox"/>
4			<input type="checkbox"/>	<input type="checkbox"/>	<input type="checkbox"/>
5			<input type="checkbox"/>	<input type="checkbox"/>	<input type="checkbox"/>
6			<input type="checkbox"/>	<input type="checkbox"/>	<input type="checkbox"/>
7			<input type="checkbox"/>	<input type="checkbox"/>	<input type="checkbox"/>
8			<input type="checkbox"/>	<input type="checkbox"/>	<input type="checkbox"/>
9			<input type="checkbox"/>	<input type="checkbox"/>	<input type="checkbox"/>
10			<input type="checkbox"/>	<input type="checkbox"/>	<input type="checkbox"/>

Enter the total number of individuals listed in Part 3 in box 40E on page 2, line 40.