

# Gain / Loss report

Naga Akhil Varma Alluri | 19a778b7-1c0c-5455-b73f-dcb2c17eec15 | iamakhilteradata@gmail.com

## About report

This report includes all taxable activity on Coinbase with realized gains or losses. For US customers, Sells and Converts are taxable events that realize gains. This report does not include taxable events like Staking or Coinbase Earn that result in income. Note that this report is provided for informational purposes only, and you are responsible for confirming the accuracy and completeness of the information set forth in the report. For final tax obligations, please consult your tax advisor.

## Summary

Cost Basis Method: **HIFO**

| Data source  | Long-term     | Short-term         | Total gains/losses |
|--------------|---------------|--------------------|--------------------|
| Coinbase     | \$0.00        | -\$1,578.78        | -\$1,578.78        |
| <b>Total</b> | <b>\$0.00</b> | <b>-\$1,578.78</b> | <b>-\$1,578.78</b> |

## Report legend

### Short-term

The tax you pay on capital gains or losses depends on how long you hold the asset. If you hold an asset for 1 year or less, you pay the short term capital gains tax rate.

### Long-term



The tax you pay on capital gains or losses depends on how long you hold the asset. If you hold an asset for 1 year and 1 day, or longer, you pay the long term capital gains tax rate.


### Proceeds

The amount of money you received when you sold your cryptocurrency. If you received USD in exchange for your cryptocurrency then the cash you received is your proceeds. If you exchanged one cryptocurrency for another it will be the dollar value of the crypto you received.

## Data source: Coinbase


These are taxable transactions incurring realized gains or losses where Coinbase all relevant data points.

| Date Sold                | Event   | Amount        | Proceeds | Cost Basis | Long Term | Short Term | Total Gains/Losses |
|--------------------------|---|---------------|----------|------------|-----------|------------|--------------------|
| 01/09/2022               |  Converted from ALGO   | 56.447345     | \$80.00  | \$94.84    | None      | -\$14.84   | -\$14.84           |
| Date Acquired (Tax Lots) |   |               |          |            |           |            |                    |
|                          | 01/03/2022  | 0.279942 ALGO | \$0.40   | \$0.48     | None      | -\$0.08    |                    |
|                          | 01/04/2022  | 0.279974 ALGO | \$0.40   | \$0.49     | None      | -\$0.09    |                    |
|                          | 12/30/2021  | 0.279855 ALGO | \$0.40   | \$0.47     | None      | -\$0.08    |                    |
|                          | 01/05/2022  | 0.280002 ALGO | \$0.40   | \$0.49     | None      | -\$0.09    |                    |
|                          | 12/04/2021  | 55.04781 ALGO | \$78.02  | \$92.44    | None      | -\$14.42   |                    |
|                          | 12/27/2021  | 0.279762 ALGO | \$0.40   | \$0.47     | None      | -\$0.07    |                    |
| Date Sold                | Event   | Amount        | Proceeds | Cost Basis | Long Term | Short Term | Total Gains/Losses |
| 01/25/2022               |  Converted from ALGO | 55.4293       | \$50.00  | \$93.08    | None      | -\$43.08   | -\$43.08           |
| Date Acquired (Tax Lots) |   |               |          |            |           |            |                    |
|                          | 12/04/2021  | 55.4293 ALGO  | \$50.00  | \$93.08    | None      | -\$43.08   |                    |

| Date Sold  | Event   | Amount     | Proceeds | Cost Basis | Long Term | Short Term | Total Gains/Losses |
|------------|---|------------|----------|------------|-----------|------------|--------------------|
| 01/25/2022 |  Converted from ALGO | 105.303996 | \$95.62  | \$176.84   | None      | -\$81.21   | -\$81.21           |


## Date Acquired (Tax Lots)

|            |                 |         |          |      |          |
|------------|-----------------|---------|----------|------|----------|
| 12/04/2021 | 105.303996 ALGO | \$95.62 | \$176.84 | None | -\$81.21 |
|------------|-----------------|---------|----------|------|----------|

| Date Sold  | Event   | Amount     | Proceeds | Cost Basis | Long Term | Short Term | Total Gains/Losses |
|------------|---|------------|----------|------------|-----------|------------|--------------------|
| 02/28/2022 |  Converted from ALGO | 199.252802 | \$160.00 | \$334.60   | None      | -\$174.60  | -\$174.60          |


## Date Acquired (Tax Lots)

|            |                 |          |          |      |           |
|------------|-----------------|----------|----------|------|-----------|
| 12/04/2021 | 199.252802 ALGO | \$160.00 | \$334.60 | None | -\$174.60 |
|------------|-----------------|----------|----------|------|-----------|

| Date Sold  | Event   | Amount  | Proceeds | Cost Basis | Long Term | Short Term | Total Gains/Losses |
|------------|---|---------|----------|------------|-----------|------------|--------------------|
| 02/28/2022 |  Converted from ALGO | 12.2534 | \$10.00  | \$20.58    | None      | -\$10.58   | -\$10.58           |

## Date Acquired (Tax Lots)


|            |              |         |         |      |          |
|------------|--------------|---------|---------|------|----------|
| 12/04/2021 | 12.2534 ALGO | \$10.00 | \$20.58 | None | -\$10.58 |
|------------|--------------|---------|---------|------|----------|

| Date Sold  | Event   | Amount     | Proceeds | Cost Basis | Long Term | Short Term | Total Gains/Losses |
|------------|---|------------|----------|------------|-----------|------------|--------------------|
| 03/09/2022 |  Converted from ALGO | 459.921156 | \$350.00 | \$772.34   | None      | -\$422.34  | -\$422.34          |

## Date Acquired (Tax Lots)


|            |                 |          |          |      |           |
|------------|-----------------|----------|----------|------|-----------|
| 12/04/2021 | 459.921156 ALGO | \$350.00 | \$772.34 | None | -\$422.34 |
|------------|-----------------|----------|----------|------|-----------|

| Date Sold                | Event   | Amount          | Proceeds | Cost Basis | Long Term | Short Term | Total Gains/Losses |
|--------------------------|---|-----------------|----------|------------|-----------|------------|--------------------|
| 03/09/2022               |  Converted from ALGO   | 143.753267      | \$109.88 | \$241.40   | None      | -\$131.52  | -\$131.52          |
| Date Acquired (Tax Lots) |   |                 |          |            |           |            |                    |
| 12/04/2021               |   | 143.753267 ALGO | \$109.88 | \$241.40   | None      | -\$131.52  |                    |
| Date Sold                | Event   | Amount          | Proceeds | Cost Basis | Long Term | Short Term | Total Gains/Losses |
| 03/13/2022               |  Converted from ALGO   | 170.406135      | \$120.00 | \$286.16   | None      | -\$166.16  | -\$166.16          |
| Date Acquired (Tax Lots) |   |                 |          |            |           |            |                    |
| 12/04/2021               |   | 170.406135 ALGO | \$120.00 | \$286.16   | None      | -\$166.16  |                    |
| Date Sold                | Event   | Amount          | Proceeds | Cost Basis | Long Term | Short Term | Total Gains/Losses |
| 05/21/2022               |  Converted from ALGO   | 35.095929       | \$15.00  | \$58.94    | None      | -\$43.94   | -\$43.94           |
| Date Acquired (Tax Lots) |   |                 |          |            |           |            |                    |
| 12/04/2021               |   | 35.095929 ALGO  | \$15.00  | \$58.94    | None      | -\$43.94   |                    |
| Date Sold                | Event   | Amount          | Proceeds | Cost Basis | Long Term | Short Term | Total Gains/Losses |
| 06/01/2022               |  Converted from ALGO | 48.175358       | \$19.97  | \$80.90    | None      | -\$60.93   | -\$60.93           |
| Date Acquired (Tax Lots) |   |                 |          |            |           |            |                    |
| 12/04/2021               |   | 48.175358 ALGO  | \$19.97  | \$80.90    | None      | -\$60.93   |                    |

| Date Sold  | Event   | Amount    | Proceeds | Cost Basis | Long Term | Short Term | Total Gains/Losses |
|------------|---|-----------|----------|------------|-----------|------------|--------------------|
| 06/19/2022 |  Converted from ALGO | 31.918289 | \$10.00  | \$53.60    | None      | -\$43.60   | -\$43.60           |


Date Acquired (Tax Lots)

|            |                |         |         |      |          |
|------------|----------------|---------|---------|------|----------|
| 12/04/2021 | 31.918289 ALGO | \$10.00 | \$53.60 | None | -\$43.60 |
|------------|----------------|---------|---------|------|----------|

| Date Sold  | Event   | Amount    | Proceeds | Cost Basis | Long Term | Short Term | Total Gains/Losses |
|------------|---|-----------|----------|------------|-----------|------------|--------------------|
| 06/26/2022 |  Converted from USDC | 25.047878 | \$25.05  | \$25.05    | \$0.00    | \$0.00     | \$0.00             |


Date Acquired (Tax Lots)

|            |               |         |         |        |         |
|------------|---------------|---------|---------|--------|---------|
| 10/02/2021 | 0.003082 USDC | \$0.00  | \$0.00  | None   | \$0.00  |
| 11/02/2021 | 0.003185 USDC | \$0.00  | \$0.00  | None   | \$0.00  |
| 02/19/2021 | 25 USDC       | \$25.00 | \$25.00 | \$0.00 | None    |
| 03/03/2022 | 0.002878 USDC | \$0.00  | \$0.00  | None   | \$0.00  |
| 08/07/2021 | 0.003184 USDC | \$0.00  | \$0.00  | None   | \$0.00  |
| 09/02/2021 | 0.003184 USDC | \$0.00  | \$0.00  | None   | \$0.00  |
| 06/05/2022 | 0.003188 USDC | \$0.00  | \$0.00  | None   | \$0.00  |
| 12/04/2021 | 0.003083 USDC | \$0.00  | \$0.00  | None   | -\$0.00 |
| 02/03/2022 | 0.003186 USDC | \$0.00  | \$0.00  | None   | \$0.00  |
| 01/05/2022 | 0.003186 USDC | \$0.00  | \$0.00  | None   | \$0.00  |
| 04/04/2022 | 0.003187 USDC | \$0.00  | \$0.00  | None   | \$0.00  |
| 05/06/2022 | 0.003085 USDC | \$0.00  | \$0.00  | None   | \$0.00  |
| 04/02/2021 | 0.003182 USDC | \$0.00  | \$0.00  | \$0.00 | None    |
| 03/02/2021 | 0.000924 USDC | \$0.00  | \$0.00  | \$0.00 | None    |
| 06/02/2021 | 0.003183 USDC | \$0.00  | \$0.00  | \$0.00 | None    |
| 07/02/2021 | 0.003081 USDC | \$0.00  | \$0.00  | None   | \$0.00  |
| 05/02/2021 | 0.00308 USDC  | \$0.00  | \$0.00  | \$0.00 | None    |

| Date Sold  | Event   | Amount     | Proceeds | Cost Basis | Long Term | Short Term | Total Gains/losses |
|------------|---|------------|----------|------------|-----------|------------|--------------------|
| 06/26/2022 |  Converted from ALGO | 239.351899 | \$79.97  | \$401.94   | None      | -\$321.97  | -\$321.97          |

Date Acquired (Tax Lots)

|            |                 |         |          |      |           |
|------------|-----------------|---------|----------|------|-----------|
| 12/04/2021 | 239.351899 ALGO | \$79.97 | \$401.94 | None | -\$321.97 |
|------------|-----------------|---------|----------|------|-----------|

| Date Sold  | Event   | Amount    | Proceeds | Cost Basis | Long Term | Short Term | Total Gains/losses |
|------------|---|-----------|----------|------------|-----------|------------|--------------------|
| 07/08/2022 |  Converted from ALGO | 47.036689 | \$14.99  | \$78.99    | None      | -\$64.00   | -\$64.00           |

Date Acquired (Tax Lots)

|            |                |         |         |      |          |
|------------|----------------|---------|---------|------|----------|
| 12/04/2021 | 47.036689 ALGO | \$14.99 | \$78.99 | None | -\$64.00 |
|------------|----------------|---------|---------|------|----------|