

Gain / Loss report


Ramkiran Krishnakumar | 101793fb-094e-5ce0-a385-4cdfa045c140 | ramkiran.krishnakumar@gmail.com

About report

This report includes all taxable activity on Coinbase with realized gains or losses. For US customers, Sells and Converts are taxable events that realize gains. This report does not include taxable events like Staking or Coinbase Earn that result in income. Note that this report is provided for informational purposes only, and you are responsible for confirming the accuracy and completeness of the information set forth in the report. For final tax obligations, please consult your tax advisor.

Summary

Cost Basis Method: **HIFO**

Data source	Long-term	Short-term	Total gains/losses
Coinbase	None	-\$19.15	-\$19.15
 Not Available	-\$59.10	\$1,253.12	\$1,194.02
Total	-\$59.10	\$1,233.97	\$1,174.87

Report legend

Short-term

The tax you pay on capital gains or losses depends on how long you hold the asset. If you hold an asset for 1 year or less, you pay the short term capital gains tax rate.

Long-term


The tax you pay on capital gains or losses depends on how long you hold the asset. If you hold an asset for 1 year and 1 day, or longer, you pay the long term capital gains tax rate.

Proceeds

The amount of money you received when you sold your cryptocurrency. If you received USD in exchange for your cryptocurrency then the cash you received is your proceeds. If you exchanged one cryptocurrency for another it will be the dollar value of the crypto you received.

Some data not available

Why?

When you transfer crypto to Coinbase and you acquired it elsewhere, Coinbase does not have a record of the asset's original cost basis and/or date acquired. For these transactions, we indicate that these data points are not available with .


How to treat these transactions

We estimate your gains/losses for these transactions by assuming \$0 cost basis and treating your date received as date acquired. Before filing your taxes, work with your tax professional or follow our guide to prepare these data points to accurately report your gains or losses.

Section 1


Data source: Coinbase

These are taxable transactions incurring realized gains or losses where Coinbase all relevant data points.

Date Sold	Event	Amount	Proceeds	Cost Basis	Long Term	Short Term	Total Gains/Losses
01/03/2022	 Converted from XLM	16.6146647	\$4.84	\$4.67	None	\$0.16	\$0.16




Date Acquired (Tax Lots)




01/02/2022	1.9964941 XLM	\$0.58	\$0.58	None	-\$0.00
01/02/2022	2.6165522 XLM	\$0.76	\$0.75	None	\$0.01
01/02/2022	9.2929704 XLM	\$2.71	\$2.60	None	\$0.10
01/01/2022	0.5157374 XLM	\$0.15	\$0.14	None	\$0.01
12/31/2021	2.1929106 XLM	\$0.64	\$0.60	None	\$0.04


Date Sold	Event	Amount	Proceeds	Cost Basis	Long Term	Short Term	Total Gains/Losses
01/05/2022	 Converted from XLM	31.6266495	\$8.92	\$9.00	None	-\$0.08	-\$0.08




Date Acquired (Tax Lots)


01/04/2022	2.9987681 XLM	\$0.85	\$0.85	None	-\$0.01
01/04/2022	28.6278814 XLM	\$8.08	\$8.15	None	-\$0.07

Date Sold	Event	Amount	Proceeds	Cost Basis	Long Term	Short Term	Total Gains/Losses
01/05/2022	 Converted from GRT	1.55811779	\$1.00	\$0.99	None	\$0.01	\$0.01
Date Acquired (Tax Lots)							
01/05/2022		1.55811779 GRT	\$1.00	\$0.99	None	\$0.01	
Date Sold	Event	Amount	Proceeds	Cost Basis	Long Term	Short Term	Total Gains/Losses
01/06/2022	 Converted from XLM	14.6965783	\$3.94	\$3.93	None	\$0.01	\$0.01
Date Acquired (Tax Lots)							
01/06/2022		7.4946647 XLM	\$2.01	\$2.00	None	\$0.01	
01/06/2022		6.6267306 XLM	\$1.78	\$1.76	None	\$0.02	
01/05/2022		0.575183 XLM	\$0.15	\$0.17	None	-\$0.01	
Date Sold	Event	Amount	Proceeds	Cost Basis	Long Term	Short Term	Total Gains/Losses
01/07/2022	 Converted from XLM	6.7485287	\$1.72	\$1.76	None	-\$0.05	-\$0.05
Date Acquired (Tax Lots)							
01/07/2022		0.9061562 XLM	\$0.23	\$0.24	None	-\$0.01	
01/07/2022		1.3981624 XLM	\$0.36	\$0.36	None	-\$0.01	
01/07/2022		2.2296032 XLM	\$0.57	\$0.58	None	-\$0.02	
01/07/2022		2.2146069 XLM	\$0.56	\$0.58	None	-\$0.02	

Date Sold	Event	Amount	Proceeds	Cost Basis	Long Term	Short Term	Total Gains/Losses
01/08/2022	 Converted from XLM	9.5541497	\$2.41	\$2.44	None	-\$0.03	-\$0.03
Date Acquired (Tax Lots)							
	01/08/2022	1.3711489 XLM	\$0.35	\$0.36	None	-\$0.01	
	01/08/2022	3.7348491 XLM	\$0.94	\$0.96	None	-\$0.02	
	01/08/2022	4.4481517 XLM	\$1.12	\$1.13	None	-\$0.00	
Date Sold	Event	Amount	Proceeds	Cost Basis	Long Term	Short Term	Total Gains/Losses
01/15/2022	 Converted from XLM	2.3245846	\$0.61	\$0.63	None	-\$0.02	-\$0.02
Date Acquired (Tax Lots)							
	01/14/2022	2.3245846 XLM	\$0.61	\$0.63	None	-\$0.02	
Date Sold	Event	Amount	Proceeds	Cost Basis	Long Term	Short Term	Total Gains/Losses
01/17/2022	 Converted from ADA	13.149256	\$18.33	\$17.96	None	\$0.37	\$0.37
Date Acquired (Tax Lots)							
	01/08/2022	2.048468 ADA	\$2.86	\$2.41	None	\$0.44	
	01/17/2022	9.713049 ADA	\$13.54	\$13.83	None	-\$0.29	
	01/07/2022	1.387739 ADA	\$1.93	\$1.72	None	\$0.22	


Date Sold	Event	Amount	Proceeds	Cost Basis	Long Term	Short Term	Total Gains/Losses
01/19/2022	 Converted from XLM	2.4583866	\$0.62	\$0.62	None	-\$0.00	-\$0.00
Date Acquired (Tax Lots)							
01/18/2022		2.3005192 XLM	\$0.58	\$0.58	None	-\$0.00	
01/18/2022		0.1578674 XLM	\$0.04	\$0.04	None	\$0.00	
Date Sold	Event	Amount	Proceeds	Cost Basis	Long Term	Short Term	Total Gains/Losses
01/30/2022	 Converted from JASMY	61.0231584	\$3.00	\$3.00	None	-\$0.00	-\$0.00
Date Acquired (Tax Lots)							
01/30/2022		20.3479499395566402 JASMY	\$1.00	\$1.00	None	\$0.00	
01/30/2022		20.3376042302216799 JASMY	\$1.00	\$1.00	None	-\$0.00	
01/30/2022		20.3376042302216799 JASMY	\$1.00	\$1.00	None	-\$0.00	
Date Sold	Event	Amount	Proceeds	Cost Basis	Long Term	Short Term	Total Gains/Losses
01/31/2022	 Converted from SOL	0.01064181	\$1.07	\$2.34	None	-\$1.27	-\$1.27
Date Acquired (Tax Lots)							
12/04/2021		0.003602289 SOL	\$0.36	\$0.74	None	-\$0.38	
10/29/2021		0.003909582 SOL	\$0.39	\$0.80	None	-\$0.41	
11/09/2021		0.002421316 SOL	\$0.24	\$0.61	None	-\$0.37	
11/08/2021		0.000708623 SOL	\$0.07	\$0.18	None	-\$0.11	

Date Sold	Event	Amount	Proceeds	Cost Basis	Long Term	Short Term	Total Gains/Losses
01/31/2022	 Converted from MATIC	15.59548029	\$25.74	\$30.00	None	-\$4.26	-\$4.26
Date Acquired (Tax Lots)							
01/30/2022	1.72493337 MATIC		\$2.85	\$3.00	None	-\$0.15	
01/31/2022	0.59382929 MATIC		\$0.98	\$2.00	None	-\$1.02	
01/22/2022	13.27671763 MATIC		\$21.91	\$25.00	None	-\$3.09	
Date Sold	Event	Amount	Proceeds	Cost Basis	Long Term	Short Term	Total Gains/Losses
02/02/2022	 Converted from CTX	0.37159385	\$3.00	\$2.98	None	\$0.02	\$0.02
Date Acquired (Tax Lots)							
02/02/2022	0.1237623762376238 CTX		\$1.00	\$0.99	None	\$0.01	
02/02/2022	0.1239157372986369 CTX		\$1.00	\$1.00	None	-\$0.00	
02/02/2022	0.1239157364637393 CTX		\$1.00	\$0.99	None	\$0.01	
Date Sold	Event	Amount	Proceeds	Cost Basis	Long Term	Short Term	Total Gains/Losses
02/04/2022	 Converted from RNDR	0.87506118	\$3.00	\$2.98	None	\$0.02	\$0.02
Date Acquired (Tax Lots)							
02/04/2022	0.291970802919708 RNDR		\$1.00	\$1.00	None	\$0.00	
02/04/2022	0.2915451875759188 RNDR		\$1.00	\$0.99	None	\$0.01	
02/04/2022	0.2915451895043732 RNDR		\$1.00	\$0.99	None	\$0.01	

Date Sold	Event	Amount	Proceeds	Cost Basis	Long Term	Short Term	Total Gains/Losses
02/09/2022	 Converted from XLM	8.259207	\$2.01	\$2.00	None	\$0.01	\$0.01


Date Acquired (Tax Lots)

02/09/2022	8.259207 XLM	\$2.01	\$2.00	None	\$0.01
------------	--------------	--------	--------	------	--------

Date Sold	Event	Amount	Proceeds	Cost Basis	Long Term	Short Term	Total Gains/Losses
02/13/2022	 Converted from XLM	1.9134649	\$0.41	\$0.42	None	-\$0.01	-\$0.01




Date Acquired (Tax Lots)


02/13/2022	1.9134649 XLM	\$0.41	\$0.42	None	-\$0.01
------------	---------------	--------	--------	------	---------

Date Sold	Event	Amount	Proceeds	Cost Basis	Long Term	Short Term	Total Gains/Losses
02/14/2022	 Converted from DOT	1.0379996612	\$19.43	\$23.80	None	-\$4.38	-\$4.38

Date Acquired (Tax Lots)


02/02/2022	0.1514812475 DOT	\$2.83	\$3.00	None	-\$0.16
01/19/2022	0.0248671144 DOT	\$0.47	\$0.62	None	-\$0.15
12/15/2021	0.1200811749 DOT	\$2.25	\$2.99	None	-\$0.74
02/04/2022	0.1534206305 DOT	\$2.87	\$3.00	None	-\$0.13
12/28/2021	0.0510328974 DOT	\$0.96	\$1.59	None	-\$0.64
01/15/2022	0.0211883552 DOT	\$0.40	\$0.61	None	-\$0.21
02/04/2022	0.5159282413 DOT	\$9.66	\$12.00	None	-\$2.34

Date Sold	Event	Amount	Proceeds	Cost Basis	Long Term	Short Term	Total Gains/Losses
02/26/2022	 Converted from XLM	5.700583	\$1.11	\$1.12	None	-\$0.01	-\$0.01
Date Acquired (Tax Lots)							
02/18/2022		0.1988306 XLM	\$0.04	\$0.04	None	-\$0.00	
02/26/2022		5.5017524 XLM	\$1.07	\$1.08	None	-\$0.01	
Date Sold	Event	Amount	Proceeds	Cost Basis	Long Term	Short Term	Total Gains/Losses
02/26/2022	 Converted from XLM	5.047567	\$0.98	\$0.97	None	\$0.01	\$0.01
Date Acquired (Tax Lots)							
02/26/2022		5.047567 XLM	\$0.98	\$0.97	None	\$0.01	
Date Sold	Event	Amount	Proceeds	Cost Basis	Long Term	Short Term	Total Gains/Losses
03/03/2022	 Converted from XLM	6.1874207	\$1.15	\$1.15	None	\$0.00	\$0.00
Date Acquired (Tax Lots)							
03/03/2022		6.1874207 XLM	\$1.15	\$1.15	None	\$0.00	

Date Sold	Event	Amount	Proceeds	Cost Basis	Long Term	Short Term	Total Gains/Losses
03/08/2022	 Converted from SKL	8.91265597	\$1.00	\$0.99	None	\$0.01	\$0.01


Date Acquired (Tax Lots)

03/08/2022	8.91265597 SKL	\$1.00	\$0.99	None	\$0.01
------------	----------------	--------	--------	------	--------

Date Sold	Event	Amount	Proceeds	Cost Basis	Long Term	Short Term	Total Gains/Losses
03/18/2022	 Converted from XLM	3.7919803	\$0.72	\$0.72	None	\$0.00	\$0.00


Date Acquired (Tax Lots)

03/17/2022	0.2084019 XLM	\$0.04	\$0.04	None	-\$0.00
03/17/2022	3.5835784 XLM	\$0.68	\$0.68	None	\$0.00

Date Sold	Event	Amount	Proceeds	Cost Basis	Long Term	Short Term	Total Gains/Losses
03/29/2022	 Converted from XLM	3.1277851	\$0.73	\$0.71	None	\$0.01	\$0.01


Date Acquired (Tax Lots)

03/28/2022	1.498734 XLM	\$0.35	\$0.35	None	-\$0.00
03/27/2022	1.6290511 XLM	\$0.38	\$0.36	None	\$0.02

Date Sold	Event	Amount	Proceeds	Cost Basis	Long Term	Short Term	Total Gains/Losses
04/03/2022	 Converted from XLM	5.5356346	\$1.29	\$1.30	None	-\$0.00	-\$0.00


Date Acquired (Tax Lots)

04/02/2022	5.5356346 XLM	\$1.29	\$1.30	None	-\$0.00
------------	---------------	--------	--------	------	---------

Date Sold	Event	Amount	Proceeds	Cost Basis	Long Term	Short Term	Total Gains/Losses
04/03/2022	 Converted from XLM	2.9754254	\$0.69	\$0.70	None	-\$0.00	-\$0.00


Date Acquired (Tax Lots)

04/03/2022	2.9754254 XLM	\$0.69	\$0.70	None	-\$0.00
------------	---------------	--------	--------	------	---------

Date Sold	Event	Amount	Proceeds	Cost Basis	Long Term	Short Term	Total Gains/Losses
04/03/2022	 Converted from XLM	5.3047705	\$1.24	\$1.23	None	\$0.00	\$0.00


Date Acquired (Tax Lots)

04/03/2022	5.3047705 XLM	\$1.24	\$1.23	None	\$0.00
------------	---------------	--------	--------	------	--------

Date Sold	Event	Amount	Proceeds	Cost Basis	Long Term	Short Term	Total Gains/Losses
04/06/2022	 Converted from XLM	8.7342919	\$1.94	\$2.00	None	-\$0.06	-\$0.06


Date Acquired (Tax Lots)

04/05/2022	8.7342919 XLM	\$1.94	\$2.00	None	-\$0.06
------------	---------------	--------	--------	------	---------

Date Sold	Event	Amount	Proceeds	Cost Basis	Long Term	Short Term	Total Gains/Losses
04/08/2022	 Converted from MLN	0.01724137	\$1.00	\$0.99	None	\$0.01	\$0.01


Date Acquired (Tax Lots)

04/08/2022	0.01724137 MLN	\$1.00	\$0.99	None	\$0.01
------------	----------------	--------	--------	------	--------

Date Sold	Event	Amount	Proceeds	Cost Basis	Long Term	Short Term	Total Gains/Losses
04/08/2022	 Converted from XLM	3.4318283	\$0.70	\$0.71	None	-\$0.01	-\$0.01


Date Acquired (Tax Lots)

04/08/2022	1.5037268 XLM	\$0.31	\$0.31	None	-\$0.00
04/08/2022	1.9281015 XLM	\$0.40	\$0.40	None	-\$0.00

Date Sold	Event	Amount	Proceeds	Cost Basis	Long Term	Short Term	Total Gains/Losses
04/09/2022	 Converted from XLM	4.3002104	\$0.88	\$0.88	None	\$0.00	\$0.00


Date Acquired (Tax Lots)

04/09/2022	4.3002104 XLM	\$0.88	\$0.88	None	\$0.00
------------	---------------	--------	--------	------	--------

Date Sold	Event	Amount	Proceeds	Cost Basis	Long Term	Short Term	Total Gains/Losses
04/10/2022	 Converted from XLM	5.2690957	\$1.09	\$1.08	None	\$0.01	\$0.01

Date Acquired (Tax Lots)


04/10/2022	5.2690957 XLM	\$1.09	\$1.08	None	\$0.01
------------	---------------	--------	--------	------	--------

Date Sold	Event	Amount	Proceeds	Cost Basis	Long Term	Short Term	Total Gains/Losses
04/11/2022	 Converted from ADA	8.350473	\$8.52	\$9.56	None	-\$1.04	-\$1.04

Date Acquired (Tax Lots)


04/06/2022	1.652069 ADA	\$1.69	\$1.94	None	-\$0.26
04/03/2022	1.090103 ADA	\$1.11	\$1.29	None	-\$0.18
04/10/2022	1.00567 ADA	\$1.03	\$1.09	None	-\$0.06
04/09/2022	0.834369 ADA	\$0.85	\$0.88	None	-\$0.03
03/29/2022	0.598929 ADA	\$0.61	\$0.73	None	-\$0.11
04/08/2022	0.659159 ADA	\$0.67	\$0.70	None	-\$0.03
04/03/2022	1.03023 ADA	\$1.05	\$1.24	None	-\$0.18
04/03/2022	0.582459 ADA	\$0.59	\$0.69	None	-\$0.10
04/08/2022	0.897485 ADA	\$0.92	\$1.00	None	-\$0.08

Date Sold	Event	Amount	Proceeds	Cost Basis	Long Term	Short Term	Total Gains/Losses
04/11/2022	 Converted from XLM	9.0338388	\$1.69	\$1.73	None	-\$0.04	-\$0.04
Date Acquired (Tax Lots)							
04/11/2022		4.5316418 XLM	\$0.85	\$0.86	None	-\$0.02	
04/11/2022		4.502197 XLM	\$0.84	\$0.86	None	-\$0.02	
Date Sold	Event	Amount	Proceeds	Cost Basis	Long Term	Short Term	Total Gains/Losses
04/13/2022	 Converted from XLM	6.2139488	\$1.20	\$1.18	None	\$0.02	\$0.02
Date Acquired (Tax Lots)							
04/12/2022		4.1066726 XLM	\$0.79	\$0.78	None	\$0.01	
04/12/2022		2.1072762 XLM	\$0.41	\$0.40	None	\$0.01	
Date Sold	Event	Amount	Proceeds	Cost Basis	Long Term	Short Term	Total Gains/Losses
04/14/2022	 Converted from XLM	5.8233142	\$1.12	\$1.14	None	-\$0.02	-\$0.02
Date Acquired (Tax Lots)							
04/13/2022		5.8233142 XLM	\$1.12	\$1.14	None	-\$0.02	

Date Sold	Event	Amount	Proceeds	Cost Basis	Long Term	Short Term	Total Gains/Losses
04/22/2022	 Converted from XLM	4.8830895	\$0.95	\$0.98	None	-\$0.03	-\$0.03


Date Acquired (Tax Lots)

04/21/2022		3.4880019 XLM	\$0.68	\$0.70	None	-\$0.02	
04/21/2022		1.1927303 XLM	\$0.23	\$0.24	None	-\$0.01	
04/18/2022		0.2023573 XLM	\$0.04	\$0.04	None	-\$0.00	

Date Sold	Event	Amount	Proceeds	Cost Basis	Long Term	Short Term	Total Gains/Losses
05/03/2022	 Converted from GRT	6.26272115	\$2.00	\$2.00	None	-\$0.00	-\$0.00




Date Acquired (Tax Lots)


05/03/2022		6.2627211462947959 GRT	\$2.00	\$2.00	None	\$0.00	
01/05/2022		3.7052041E-9 GRT	\$0.00	\$0.00	None	-\$0.00	

Date Sold	Event	Amount	Proceeds	Cost Basis	Long Term	Short Term	Total Gains/Losses
05/10/2022	 Converted from AMP	72.80669821	\$1.00	\$0.99	None	\$0.01	\$0.01

Date Acquired (Tax Lots)


05/10/2022		72.80669821 AMP	\$1.00	\$0.99	None	\$0.01	
------------	--	-----------------	--------	--------	------	--------	--

Date Sold	Event	Amount	Proceeds	Cost Basis	Long Term	Short Term	Total Gains/Losses
05/18/2022	 Converted from XLM	4.074438	\$0.56	\$0.56	None	-\$0.00	-\$0.00
Date Acquired (Tax Lots)							
05/18/2022		4.074438 XLM	\$0.56	\$0.56	None	-\$0.00	
Date Sold	Event	Amount	Proceeds	Cost Basis	Long Term	Short Term	Total Gains/Losses
05/19/2022	 Converted from MATIC	20.17409335	\$12.37	\$15.50	None	-\$3.13	-\$3.13
Date Acquired (Tax Lots)							
05/17/2022		20.17409335 MATIC	\$12.37	\$15.50	None	-\$3.13	
Date Sold	Event	Amount	Proceeds	Cost Basis	Long Term	Short Term	Total Gains/Losses
05/20/2022	 Converted from XLM	13.9426451	\$1.75	\$1.82	None	-\$0.07	-\$0.07
Date Acquired (Tax Lots)							
05/19/2022		9.1690109 XLM	\$1.15	\$1.21	None	-\$0.06	
05/19/2022		4.4686117 XLM	\$0.56	\$0.57	None	-\$0.01	
05/18/2022		0.3050225 XLM	\$0.04	\$0.04	None	-\$0.00	

Date Sold	Event	Amount	Proceeds	Cost Basis	Long Term	Short Term	Total Gains/Losses
05/24/2022	 Converted from XLM	5.7352617	\$0.74	\$0.78	None	-\$0.04	-\$0.04


Date Acquired (Tax Lots)

05/23/2022	5.7352617 XLM	\$0.74	\$0.78	None	-\$0.04
------------	---------------	--------	--------	------	---------

Date Sold	Event	Amount	Proceeds	Cost Basis	Long Term	Short Term	Total Gains/Losses
05/24/2022	 Converted from MINA	2.957121735	\$3.00	\$3.00	None	\$0.00	\$0.00




Date Acquired (Tax Lots)


05/24/2022	0.985707245 MINA	\$1.00	\$1.00	None	\$0.00
05/24/2022	0.985707245 MINA	\$1.00	\$1.00	None	\$0.00
05/24/2022	0.985707245 MINA	\$1.00	\$1.00	None	\$0.00

Date Sold	Event	Amount	Proceeds	Cost Basis	Long Term	Short Term	Total Gains/Losses
05/28/2022	 Converted from XLM	5.7248076	\$0.70	\$0.74	None	-\$0.04	-\$0.04

Date Acquired (Tax Lots)


05/25/2022	5.7248076 XLM	\$0.70	\$0.74	None	-\$0.04
------------	---------------	--------	--------	------	---------

Date Sold	Event	Amount	Proceeds	Cost Basis	Long Term	Short Term	Total Gains/Losses
05/28/2022	 Converted from ADA	11.924326	\$5.53	\$6.19	None	-\$0.65	-\$0.65
Date Acquired (Tax Lots)							
05/24/2022		1.40023 ADA	\$0.65	\$0.74	None	-\$0.09	
05/27/2022		0.00297 ADA	\$0.00	\$0.00	None	-\$0.00	
05/19/2022		0.001488 ADA	\$0.00	\$0.00	None	-\$0.00	
05/21/2022		0.002361 ADA	\$0.00	\$0.00	None	-\$0.00	
05/24/2022		5.644489 ADA	\$2.62	\$3.00	None	-\$0.38	
05/28/2022		1.477098 ADA	\$0.69	\$0.70	None	-\$0.01	
05/20/2022		3.39569 ADA	\$1.57	\$1.75	None	-\$0.17	
Date Sold	Event	Amount	Proceeds	Cost Basis	Long Term	Short Term	Total Gains/Losses
05/29/2022	 Converted from XLM	7.4801558	\$0.97	\$0.95	None	\$0.02	\$0.02
Date Acquired (Tax Lots)							
05/29/2022		7.4801558 XLM	\$0.97	\$0.95	None	\$0.02	
Date Sold	Event	Amount	Proceeds	Cost Basis	Long Term	Short Term	Total Gains/Losses
05/30/2022	 Converted from XLM	28.1858095	\$3.91	\$3.90	None	\$0.01	\$0.01
Date Acquired (Tax Lots)							
05/30/2022		28.1858095 XLM	\$3.91	\$3.90	None	\$0.01	

Date Sold	Event	Amount	Proceeds	Cost Basis	Long Term	Short Term	Total Gains/Losses
06/02/2022	 Converted from ERN	1.46341463	\$3.00	\$3.00	None	\$0.00	\$0.00


Date Acquired (Tax Lots)

06/02/2022	0.4878048780487805 ERN	\$1.00	\$1.00	None	\$0.00
06/02/2022	0.4878048780487805 ERN	\$1.00	\$1.00	None	\$0.00
06/02/2022	0.487804873902439 ERN	\$1.00	\$1.00	None	\$0.00

Date Sold	Event	Amount	Proceeds	Cost Basis	Long Term	Short Term	Total Gains/Losses
06/03/2022	 Purchased with ADA	42.488542	\$24.91	\$26.15	None	-\$1.24	-\$1.24


Date Acquired (Tax Lots)

05/31/2022	0.012623 ADA	\$0.01	\$0.01	None	-\$0.00
06/02/2022	4.991182 ADA	\$2.93	\$3.00	None	-\$0.07
06/03/2022	28.841359 ADA	\$16.91	\$18.50	None	-\$1.59
05/30/2022	7.13453 ADA	\$4.18	\$3.91	None	\$0.28
05/29/2022	1.508848 ADA	\$0.88	\$0.73	None	\$0.15

Date Sold	Event	Amount	Proceeds	Cost Basis	Long Term	Short Term	Total Gains/Losses
06/03/2022	 Converted from XLM	7.0916888	\$1.04	\$1.00	None	\$0.04	\$0.04


Date Acquired (Tax Lots)

06/03/2022	7.0916888 XLM	\$1.04	\$1.00	None	\$0.04
------------	---------------	--------	--------	------	--------

Date Sold	Event	Amount	Proceeds	Cost Basis	Long Term	Short Term	Total Gains/Losses
06/06/2022	 Converted from XLM	5.2351858	\$0.77	\$0.77	None	\$0.00	\$0.00


Date Acquired (Tax Lots)

06/06/2022	4.6925204 XLM	\$0.69	\$0.69	None	\$0.00
06/06/2022	0.5426654 XLM	\$0.08	\$0.08	None	-\$0.00

Date Sold	Event	Amount	Proceeds	Cost Basis	Long Term	Short Term	Total Gains/Losses
06/09/2022	 Converted from XLM	14.1838942	\$1.98	\$2.00	None	-\$0.02	-\$0.02

Date Acquired (Tax Lots)


06/08/2022	14.1838942 XLM	\$1.98	\$2.00	None	-\$0.02
------------	----------------	--------	--------	------	---------


Date Sold	Event	Amount	Proceeds	Cost Basis	Long Term	Short Term	Total Gains/Losses
07/04/2022	 Converted from AMP	122.15029092	\$1.15	\$1.13	None	\$0.01	\$0.01


Date Acquired (Tax Lots)

05/10/2022	6.2358937E-9 AMP	\$0.00	\$0.00	None	-\$0.00
07/04/2022	58.81337648 AMP	\$0.55	\$0.55	None	\$0.01
06/18/2022	2.3294117537641063 AMP	\$0.02	\$0.02	None	\$0.00
07/04/2022	61.00750268 AMP	\$0.57	\$0.57	None	\$0.00

Date Sold	Event	Amount	Proceeds	Cost Basis	Long Term	Short Term	Total Gains/Losses
07/10/2022	 Converted from AMP	85.99891716	\$0.78	\$0.79	None	-\$0.01	-\$0.01
Date Acquired (Tax Lots)							
07/07/2022		85.99891716 AMP	\$0.78	\$0.79	None	-\$0.01	
Date Sold	Event	Amount	Proceeds	Cost Basis	Long Term	Short Term	Total Gains/Losses
07/29/2022	 Converted from GAL	0.8843474710691007	\$3.01	\$3.00	None	\$0.00	\$0.00
Date Acquired (Tax Lots)							
07/29/2022		0.2948547840188707 GAL	\$1.00	\$1.00	None	\$0.00	
07/29/2022		0.2949852507374631 GAL	\$1.00	\$1.00	None	\$0.00	
07/29/2022		0.2945074363127669 GAL	\$1.00	\$1.00	None	\$0.00	
Date Sold	Event	Amount	Proceeds	Cost Basis	Long Term	Short Term	Total Gains/Losses
08/04/2022	 Converted from ALEPH	1.4935193073178355	\$3.00	\$3.00	None	-\$0.00	-\$0.00
Date Acquired (Tax Lots)							
08/04/2022		3.8306837770542042 ALEPH	\$1.00	\$1.00	None	\$0.00	
08/04/2022		3.8321517532094271 ALEPH	\$1.00	\$1.00	None	-\$0.00	
08/04/2022		3.8306837770542042 ALEPH	\$1.00	\$1.00	None	-\$0.00	


Date Sold	Event	Amount	Proceeds	Cost Basis	Long Term	Short Term	Total Gains/Losses
08/05/2022	 Converted from HOPR <small>10.4105423213380639</small>		\$3.00	\$3.00	None	\$0.00	\$0.00
Date Acquired (Tax Lots)							
08/05/2022	10.1368474404460213 HOPR		\$1.00	\$1.00	None	\$0.00	
08/05/2022	10.1368474404460213 HOPR		\$1.00	\$1.00	None	\$0.00	
08/05/2022	10.1368474404460213 HOPR		\$1.00	\$1.00	None	\$0.00	

Date Sold	Event	Amount	Proceeds	Cost Basis	Long Term	Short Term	Total Gains/Losses
08/12/2022	 Converted from BTC	0.00042761	\$10.25	\$9.79	None	\$0.47	\$0.47
Date Acquired (Tax Lots)							
	08/02/2022	0.00001723 BTC	\$0.41	\$0.40	None	\$0.02	
	07/10/2022	0.00003405 BTC	\$0.82	\$0.71	None	\$0.11	
	08/11/2022	0.00001635 BTC	\$0.39	\$0.40	None	-\$0.01	
	07/24/2022	0.00002649 BTC	\$0.64	\$0.60	None	\$0.03	
	07/24/2022	0.00003478 BTC	\$0.83	\$0.79	None	\$0.05	
	07/25/2022	0.00000359 BTC	\$0.09	\$0.08	None	\$0.01	
	08/11/2022	0.0000309 BTC	\$0.74	\$0.75	None	-\$0.01	
	07/29/2022	0.00000555 BTC	\$0.13	\$0.13	None	-\$0.00	
	07/18/2022	0.00001839 BTC	\$0.44	\$0.39	None	\$0.06	
	08/08/2022	0.0000059 BTC	\$0.14	\$0.14	None	\$0.00	
	07/28/2022	0.00001879 BTC	\$0.45	\$0.43	None	\$0.02	
	08/05/2022	0.0000152 BTC	\$0.36	\$0.35	None	\$0.01	
	08/04/2022	0.0001299 BTC	\$3.12	\$3.00	None	\$0.12	
	07/29/2022	0.00001065 BTC	\$0.26	\$0.25	None	\$0.00	
	08/09/2022	0.00001494 BTC	\$0.36	\$0.35	None	\$0.01	
	07/18/2022	6.7E-7 BTC	\$0.02	\$0.01	None	\$0.00	
	07/08/2022	0.00001761 BTC	\$0.42	\$0.38	None	\$0.04	
	08/02/2022	0.00000653 BTC	\$0.16	\$0.15	None	\$0.01	
	08/08/2022	0.00000589 BTC	\$0.14	\$0.14	None	\$0.00	
	08/06/2022	0.0000142 BTC	\$0.34	\$0.33	None	\$0.01	

Date Sold	Event	Amount	Proceeds	Cost Basis	Long Term	Short Term	Total Gains/Losses
08/20/2022	 Sold BTC	0.00000246	\$0.00	\$0.06	None	-\$0.06	-\$0.06


Date Acquired (Tax Lots)

08/14/2022	0.00000246 BTC	\$0.00	\$0.06	None	-\$0.06
------------	----------------	--------	--------	------	---------

Date Sold	Event	Amount	Proceeds	Cost Basis	Long Term	Short Term	Total Gains/Losses
08/31/2022	 Converted from SAND	3.17208566	\$3.00	\$3.00	None	-\$0.00	-\$0.00


Date Acquired (Tax Lots)

08/31/2022	1.0572500925093831 SAND	\$1.00	\$1.00	None	-\$0.00
08/31/2022	1.0574177857671566 SAND	\$1.00	\$1.00	None	-\$0.00
08/31/2022	1.0574177817234603 SAND	\$1.00	\$1.00	None	\$0.00

Date Sold	Event	Amount	Proceeds	Cost Basis	Long Term	Short Term	Total Gains/Losses
09/02/2022	 Converted from NEAR	0.691270788167636	\$2.99	\$3.00	None	-\$0.01	-\$0.01


Date Acquired (Tax Lots)


09/02/2022	0.2304147465437788 NEAR	\$1.00	\$1.00	None	-\$0.00
09/02/2022	0.2304412950800784 NEAR	\$1.00	\$1.00	None	-\$0.00
09/02/2022	0.2304147465437788 NEAR	\$1.00	\$1.00	None	-\$0.00


Date Sold	Event	Amount	Proceeds	Cost Basis	Long Term	Short Term	Total Gains/Losses
09/02/2022	 Converted from ADA	12.518806	\$5.70	\$6.21	None	-\$0.51	-\$0.51


Date Acquired (Tax Lots)

07/31/2022	0.00223 ADA	\$0.00	\$0.00	None	-\$0.00
08/04/2022	0.002313 ADA	\$0.00	\$0.00	None	-\$0.00
08/09/2022	0.00228 ADA	\$0.00	\$0.00	None	-\$0.00
08/25/2022	0.002312 ADA	\$0.00	\$0.00	None	-\$0.00
06/06/2022	1.277925 ADA	\$0.58	\$0.77	None	-\$0.19
07/27/2022	0.002355 ADA	\$0.00	\$0.00	None	-\$0.00
06/05/2022	0.001211 ADA	\$0.00	\$0.00	None	-\$0.00
07/02/2022	0.0011 ADA	\$0.00	\$0.00	None	\$0.00
06/22/2022	0.000847 ADA	\$0.00	\$0.00	None	-\$0.00
06/18/2022	0.003205 ADA	\$0.00	\$0.00	None	\$0.00
06/10/2022	0.003871 ADA	\$0.00	\$0.00	None	-\$0.00
07/11/2022	0.00073 ADA	\$0.00	\$0.00	None	\$0.00
07/15/2022	0.001451 ADA	\$0.00	\$0.00	None	\$0.00
06/03/2022	1.818198 ADA	\$0.83	\$1.04	None	-\$0.21
07/07/2022	0.001089 ADA	\$0.00	\$0.00	None	-\$0.00
07/21/2022	0.001471 ADA	\$0.00	\$0.00	None	-\$0.00
07/04/2022	2.40646 ADA	\$1.10	\$1.15	None	-\$0.05
07/24/2022	0.000217 ADA	\$0.00	\$0.00	None	-\$0.00
06/25/2022	0.001347 ADA	\$0.00	\$0.00	None	-\$0.00
08/30/2022	0.002306 ADA	\$0.00	\$0.00	None	\$0.00
05/29/2022	0.485082 ADA	\$0.22	\$0.24	None	-\$0.02
08/20/2022	0.002321 ADA	\$0.00	\$0.00	None	\$0.00
08/17/2022	0.002216 ADA	\$0.00	\$0.00	None	-\$0.00
08/31/2022	6.496269 ADA	\$2.96	\$3.00	None	-\$0.04

Date Sold	Event	Amount	Proceeds	Cost Basis	Long Term	Short Term	Total Gains/Losses
09/02/2022	 Converted from MATIC	6.37518195	\$5.59	\$4.97	None	\$0.62	\$0.62
Date Acquired (Tax Lots)							
09/02/2022	3.31253397 MATIC	\$2.90	\$2.99	None	-\$0.09		
06/09/2022	3.06264798 MATIC	\$2.69	\$1.98	None	\$0.70		


Date Sold	Event	Amount	Proceeds	Cost Basis	Long Term	Short Term	Total Gains/Losses
09/02/2022	 Converted from SOL	0.161755932	\$5.06	\$6.81	None	-\$1.75	-\$1.75
Date Acquired (Tax Lots)							
07/28/2022		0.000006849 SOL	\$0.00	\$0.00	None	-\$0.00	
08/06/2022		0.000029211 SOL	\$0.00	\$0.00	None	-\$0.00	
08/18/2022		0.000051696 SOL	\$0.00	\$0.00	None	-\$0.00	
07/10/2022		0.020169129 SOL	\$0.63	\$0.78	None	-\$0.15	
08/27/2022		0.000056739 SOL	\$0.00	\$0.00	None	-\$0.00	
08/15/2022		0.000051482 SOL	\$0.00	\$0.00	None	-\$0.00	
07/23/2022		0.000006802 SOL	\$0.00	\$0.00	None	-\$0.00	
09/02/2022		0.00005576 SOL	\$0.00	\$0.00	None	-\$0.00	
07/19/2022		0.000006894 SOL	\$0.00	\$0.00	None	-\$0.00	
08/30/2022		0.000049591 SOL	\$0.00	\$0.00	None	\$0.00	
07/29/2022		0.067721563 SOL	\$2.12	\$3.01	None	-\$0.89	
08/09/2022		0.00005198 SOL	\$0.00	\$0.00	None	-\$0.00	
07/16/2022		0.00000696 SOL	\$0.00	\$0.00	None	-\$0.00	
07/31/2022		0.000006715 SOL	\$0.00	\$0.00	None	-\$0.00	
08/12/2022		0.000051795 SOL	\$0.00	\$0.00	None	-\$0.00	
08/21/2022		0.00002593 SOL	\$0.00	\$0.00	None	-\$0.00	
08/03/2022		0.000029246 SOL	\$0.00	\$0.00	None	-\$0.00	
08/05/2022		0.073314926 SOL	\$2.29	\$3.00	None	-\$0.71	
08/24/2022		0.000055743 SOL	\$0.00	\$0.00	None	-\$0.00	
07/25/2022		0.000006921 SOL	\$0.00	\$0.00	None	-\$0.00	

Date Sold	Event	Amount	Proceeds	Cost Basis	Long Term	Short Term	Total Gains/Losses
09/02/2022	 Converted from BTC	0.00105153	\$20.90	\$21.91	None	-\$1.01	-\$1.01
Date Acquired (Tax Lots)							
08/19/2022		0.00001481 BTC	\$0.29	\$0.32	None	-\$0.02	
09/02/2022		0.00027608 BTC	\$5.49	\$5.59	None	-\$0.10	
08/20/2022		0.00002001 BTC	\$0.40	\$0.42	None	-\$0.02	
08/12/2022		0.00001147 BTC	\$0.23	\$0.27	None	-\$0.05	
08/12/2022		0.00001365 BTC	\$0.27	\$0.33	None	-\$0.06	
08/17/2022		0.00001629 BTC	\$0.32	\$0.38	None	-\$0.06	
08/20/2022		0.00001446 BTC	\$0.29	\$0.31	None	-\$0.02	
08/20/2022		0.00001488 BTC	\$0.30	\$0.32	None	-\$0.02	
08/17/2022		6.4E-7 BTC	\$0.01	\$0.01	None	-\$0.00	
08/15/2022		0.00001898 BTC	\$0.38	\$0.46	None	-\$0.08	
08/17/2022		0.00001424 BTC	\$0.28	\$0.33	None	-\$0.05	
09/02/2022		0.0002815 BTC	\$5.59	\$5.70	None	-\$0.11	
08/15/2022		0.0000123 BTC	\$0.24	\$0.30	None	-\$0.05	
08/17/2022		0.00001118 BTC	\$0.22	\$0.27	None	-\$0.04	
08/13/2022		0.00000708 BTC	\$0.14	\$0.17	None	-\$0.03	
08/13/2022		0.00000682 BTC	\$0.14	\$0.17	None	-\$0.03	
09/02/2022		0.00024921 BTC	\$4.95	\$5.06	None	-\$0.10	
08/15/2022		0.00000756 BTC	\$0.15	\$0.18	None	-\$0.03	
08/19/2022		0.00001386 BTC	\$0.28	\$0.30	None	-\$0.02	
08/20/2022		0.00003523 BTC	\$0.70	\$0.75	None	-\$0.05	
08/14/2022		0.00001128 BTC	\$0.22	\$0.28	None	-\$0.05	

Date Sold	Event	Amount	Proceeds	Cost Basis	Long Term	Short Term	Total Gains/Losses
09/08/2022	 Converted from XCN	44.1728751	\$3.00	\$3.00	None	-\$0.00	-\$0.00


Date Acquired (Tax Lots)

09/08/2022	14.7134554505670938 XCN	\$1.00	\$1.00	None	\$0.00
09/08/2022	14.7297098247164531 XCN	\$1.00	\$1.00	None	-\$0.00
09/08/2022	14.7297098247164531 XCN	\$1.00	\$1.00	None	-\$0.00

Date Sold	Event	Amount	Proceeds	Cost Basis	Long Term	Short Term	Total Gains/Losses
09/13/2022	 Converted from BTC	0.00022847	\$5.06	\$4.51	None	\$0.55	\$0.55


Date Acquired (Tax Lots)

09/09/2022	0.00001809 BTC	\$0.40	\$0.38	None	\$0.02
09/08/2022	0.0001529 BTC	\$3.39	\$3.00	None	\$0.39
09/03/2022	0.00003797 BTC	\$0.84	\$0.75	None	\$0.09
09/03/2022	0.00001951 BTC	\$0.43	\$0.39	None	\$0.05

Date Sold	Event	Amount	Proceeds	Cost Basis	Long Term	Short Term	Total Gains/Losses
10/14/2022	 Converted from 00	4.77910024	\$3.00	\$3.00	None	\$0.00	\$0.00


Date Acquired (Tax Lots)

10/14/2022	1.5921031682853049 00	\$1.00	\$1.00	None	-\$0.00
10/14/2022	1.5936254974635797 00	\$1.00	\$1.00	None	\$0.00
10/14/2022	1.5933715742511154 00	\$1.00	\$1.00	None	\$0.00

Date Sold	Event	Amount	Proceeds	Cost Basis	Long Term	Short Term	Total Gains/Losses
12/07/2022	 Converted from SHPING	602.37043819	\$2.99	\$3.00	None	-\$0.01	-\$0.01

Date Acquired (Tax Lots)

12/07/2022	200.7427481676182137 SHPING	\$1.00	\$1.00	None	-\$0.00
12/07/2022	201.1465352509303027 SHPING	\$1.00	\$1.00	None	-\$0.00
12/07/2022	200.4811547714514836 SHPING	\$1.00	\$1.00	None	-\$0.00

Date Sold	Event	Amount	Proceeds	Cost Basis	Long Term	Short Term	Total Gains/Losses
12/07/2022	 Sold BTC	0.00025087	\$3.20	\$4.90	None	-\$1.70	-\$1.70

Date Acquired (Tax Lots)


09/18/2022	7.5E-7 BTC	\$0.01	\$0.01	None	-\$0.01
09/17/2022	0.00001957 BTC	\$0.25	\$0.39	None	-\$0.14
09/15/2022	0.00001316 BTC	\$0.17	\$0.27	None	-\$0.10
12/07/2022	0.00000504 BTC	\$0.06	\$0.09	None	-\$0.02
10/14/2022	0.00015143 BTC	\$1.93	\$3.00	None	-\$1.07
09/17/2022	0.00000749 BTC	\$0.10	\$0.15	None	-\$0.05
10/03/2022	0.00000901 BTC	\$0.11	\$0.17	None	-\$0.06
10/03/2022	0.00000129 BTC	\$0.02	\$0.02	None	-\$0.01
10/18/2022	7.6E-7 BTC	\$0.01	\$0.01	None	-\$0.01
10/03/2022	0.00000838 BTC	\$0.11	\$0.16	None	-\$0.06
09/18/2022	0.00001016 BTC	\$0.13	\$0.20	None	-\$0.07
09/13/2022	0.00000145 BTC	\$0.02	\$0.03	None	-\$0.01
12/05/2022	0.00002238 BTC	\$0.29	\$0.38	None	-\$0.10

Section 2

Data source: Not available


These are taxable transactions incurring realized gains or losses where the cost basis is unavailable.

! For these transactions Coinbase does not have a cost basis on record. We estimate your gains/losses for these transactions by assuming \$0 cost basis and treating your date received as date acquired.

Date Sold	Event	Amount	Proceeds	Cost Basis	Long Term	Short Term	Total Gains/Losses
01/02/2022	 Converted from MATIC	56.88393715	\$145.00	\$3.00	None	\$142.00	\$142.00


Date Acquired (Tax Lots)

! 01/02/2022	55.79366487 MATIC	\$142.22	\$0.00	None	\$142.22
12/04/2021	1.09027228 MATIC	\$2.78	\$3.00	None	-\$0.22


Date Sold	Event	Amount	Proceeds	Cost Basis	Long Term	Short Term	Total Gains/Losses
01/03/2022	 Converted from ADA	7.857311	\$10.65	\$6.66	None	\$3.99	\$3.99


Date Acquired (Tax Lots)

12/30/2021	1.330938 ADA	\$1.80	\$1.83	None	-\$0.02
01/03/2022	3.51404 ADA	\$4.76	\$4.84	None	-\$0.08
! 12/28/2021	3.012333 ADA	\$4.08	\$0.00	None	\$4.08


Date Sold	Event	Amount	Proceeds	Cost Basis	Long Term	Short Term	Total Gains/Losses
01/03/2022	 Converted from ADA	14.972509	\$20.02	\$0.00	None	\$20.02	\$20.02


Date Acquired (Tax Lots)

 01/03/2022	14.972509 ADA	\$20.02	\$0.00	None	\$20.02
--	---------------	---------	--------	------	---------


Date Sold	Event	Amount	Proceeds	Cost Basis	Long Term	Short Term	Total Gains/Losses
01/04/2022	 Converted from BTC	0.002721	\$126.32	\$0.00	None	\$126.32	\$126.32


Date Acquired (Tax Lots)

 01/04/2022	0.002721 BTC	\$126.32	\$0.00	None	\$126.32
--	--------------	----------	--------	------	----------


Date Sold	Event	Amount	Proceeds	Cost Basis	Long Term	Short Term	Total Gains/Losses
01/17/2022	 Converted from MATIC	5.73968839	\$13.83	\$9.92	None	\$3.91	\$3.91


Date Acquired (Tax Lots)

01/05/2022	0.44381297 MATIC	\$1.07	\$1.00	None	\$0.07
01/05/2022	3.64118771 MATIC	\$8.77	\$8.92	None	-\$0.15
 01/02/2022	1.65468771 MATIC	\$3.99	\$0.00	None	\$3.99

Date Sold	Event	Amount	Proceeds	Cost Basis	Long Term	Short Term	Total Gains/Losses
03/16/2022	 Converted from ADA	23.732201	\$19.00	\$2.16	None	\$16.84	\$16.84


Date Acquired (Tax Lots)

03/08/2022		1.241324 ADA	\$0.99	\$1.00	None	-\$0.01	
 03/16/2022		21.225487 ADA	\$16.99	\$0.00	None	\$16.99	
03/03/2022		1.26539 ADA	\$1.01	\$1.15	None	-\$0.14	



Date Sold	Event	Amount	Proceeds	Cost Basis	Long Term	Short Term	Total Gains/Losses
03/20/2022	 Sold ADA	33.263785	\$27.01	\$0.72	None	\$26.29	\$26.29


Date Acquired (Tax Lots)

 03/20/2022		29.650981 ADA	\$24.08	\$0.00	None	\$24.08	
03/18/2022		0.838291 ADA	\$0.68	\$0.72	None	-\$0.04	
 03/16/2022		2.774513 ADA	\$2.25	\$0.00	None	\$2.25	

Date Sold	Event	Amount	Proceeds	Cost Basis	Long Term	Short Term	Total Gains/Losses
03/23/2022	 Sold ADA	150.266697	\$142.01	\$0.00	None	\$142.01	\$142.01


Date Acquired (Tax Lots)

 03/23/2022		145.917678 ADA	\$137.90	\$0.00	None	\$137.90	
 03/20/2022		4.349019 ADA	\$4.11	\$0.00	None	\$4.11	


Date Sold	Event	Amount	Proceeds	Cost Basis	Long Term	Short Term	Total Gains/Losses
03/25/2022	 Sold ADA	368.408648	\$400.87	\$0.00	None	\$400.87	\$400.87


Date Acquired (Tax Lots)

 03/25/2022	129.648 ADA	\$141.07	\$0.00	None	\$141.07
 03/25/2022	234.678326 ADA	\$255.36	\$0.00	None	\$255.36
 03/23/2022	4.082322 ADA	\$4.44	\$0.00	None	\$4.44


Date Sold	Event	Amount	Proceeds	Cost Basis	Long Term	Short Term	Total Gains/Losses
03/26/2022	 Sold ADA	100.65	\$106.61	\$0.00	None	\$106.61	\$106.61


Date Acquired (Tax Lots)

 03/26/2022	100.65 ADA	\$106.61	\$0.00	None	\$106.61
--	------------	----------	--------	------	----------


Date Sold	Event	Amount	Proceeds	Cost Basis	Long Term	Short Term	Total Gains/Losses
04/10/2022	 Sold BTC	0.002354	\$95.87	\$0.00	None	\$95.87	\$95.87


Date Acquired (Tax Lots)

 04/09/2022	0.002354 BTC	\$95.87	\$0.00	None	\$95.87
--	--------------	---------	--------	------	---------


Date Sold	Event	Amount	Proceeds	Cost Basis	Long Term	Short Term	Total Gains/Losses
04/30/2022	 Sold BTC	0.00128994	\$47.53	\$0.00	None	\$47.53	\$47.53


Date Acquired (Tax Lots)

 04/30/2022	0.00128994 BTC	\$47.53	\$0.00	None	\$47.53
--	----------------	---------	--------	------	---------


Date Sold	Event	Amount	Proceeds	Cost Basis	Long Term	Short Term	Total Gains/Losses
05/12/2022	 Sold ADA	60.806966	\$30.01	\$0.00	None	\$30.01	\$30.01


Date Acquired (Tax Lots)

 05/12/2022	60.806966 ADA	\$30.01	\$0.00	None	\$30.01
--	---------------	---------	--------	------	---------


Date Sold	Event	Amount	Proceeds	Cost Basis	Long Term	Short Term	Total Gains/Losses
05/19/2022	 Converted from ADA	34.764074	\$17.31	\$0.56	None	\$16.75	\$16.75


Date Acquired (Tax Lots)

05/18/2022	0.984044 ADA	\$0.49	\$0.56	None	-\$0.07
 05/12/2022	33.78003 ADA	\$16.82	\$0.00	None	\$16.82


Date Sold	Event	Amount	Proceeds	Cost Basis	Long Term	Short Term	Total Gains/Losses
05/22/2022	 Converted from BTC	0.00088186	\$25.97	\$0.00	None	\$25.97	\$25.97


Date Acquired (Tax Lots)

 05/22/2022	0.00088186 BTC	\$25.97	\$0.00	None	\$25.97
--	----------------	---------	--------	------	---------

Date Sold	Event	Amount	Proceeds	Cost Basis	Long Term	Short Term	Total Gains/Losses
05/30/2022	 Sold BTC	0.00306692	\$90.52	\$0.00	None	\$90.52	\$90.52

Date Acquired (Tax Lots)

 05/30/2022	0.00306692 BTC	\$90.52	\$0.00	None	\$90.52
--	----------------	---------	--------	------	---------

Date Sold	Event	Amount	Proceeds	Cost Basis	Long Term	Short Term	Total Gains/Losses
09/15/2022	 Converted from CBETH	0.10690103	\$153.02	\$254.51	-\$59.10	-\$42.39	-\$101.49

Date Acquired (Tax Lots)

07/20/2021	0.0075703496602469131473 CBETH	\$10.84	\$14.88	-\$4.04	None
08/19/2022	0.003403313269242547285275 CBETH	\$4.87	\$5.93	None	-\$1.05
09/21/2021	0.0080292777368947500056 CBETH	\$11.49	\$24.79	None	-\$13.30
08/24/2022	0.00002858135355041632435 CBETH	\$0.04	\$0.05	None	-\$0.01
03/07/2022	0.005082597984378963439422953845 CBETH	\$7.28	\$14.38	None	-\$7.10
09/03/2021	0.019502469735896517952925 CBETH	\$27.92	\$79.34	-\$51.42	None
07/30/2021	0.011800975100163586251425 CBETH	\$16.89	\$29.75	-\$12.86	None
09/06/2022	0.0000283235065024250598 CBETH	\$0.04	\$0.05	None	-\$0.01
08/04/2021	0.00102129248831678484185 CBETH	\$1.46	\$2.60	-\$1.14	None

08/30/2022	0.000057053617965144036775 CBETH	\$0.08	\$0.09	None	-\$0.01
09/01/2021	0.001062617436354461741075 CBETH	\$1.52	\$4.96	-\$3.44	None
02/26/2022	0.000386429699314062190272953845 CBETH	\$0.55	\$1.10	None	-\$0.55
02/26/2022	0.00033827549257623206925 CBETH	\$0.48	\$0.98	None	-\$0.49
08/04/2021	0.0010652256584168349171 CBETH	\$1.52	\$2.72	-\$1.20	None
02/26/2022	3.688071615288777046155E-9 CBETH	\$0.00	\$0.00	None	-\$0.00
08/04/2021	0.001290970748933187030625 CBETH	\$1.85	\$3.28	-\$1.43	None
09/13/2022	0.000027817729600596040875 CBETH	\$0.04	\$0.05	None	-\$0.01
02/14/2022	3.688071615288777046155E-9 CBETH	\$0.00	\$0.00	None	-\$0.00
08/06/2021	0.00467387443260781037575 CBETH	\$6.69	\$13.86	-\$7.17	None
🚫 08/30/2021	0.022171666902955727525475 CBETH	\$31.74	\$0.00	\$31.74	None
09/10/2022	0.00001882283450336231215 CBETH	\$0.03	\$0.03	None	-\$0.01
08/04/2021	0.0011447615555279865206 CBETH	\$1.64	\$2.91	-\$1.27	None
09/10/2022	0.000028293754919964529275 CBETH	\$0.04	\$0.05	None	-\$0.01
09/10/2021	0.00028139046691169770545 CBETH	\$0.40	\$0.95	-\$0.55	None
08/04/2021	0.001761045751809569325625 CBETH	\$2.52	\$4.47	-\$1.95	None
09/01/2022	0.000028492098803034732775 CBETH	\$0.04	\$0.05	None	-\$0.00
01/21/2022	0.010769229889209001685125 CBETH	\$15.42	\$33.26	None	-\$17.85
02/14/2022	0.001367531487798285581625 CBETH	\$1.96	\$3.96	None	-\$2.00
08/04/2021	0.003960342230456906794675 CBETH	\$5.67	\$10.05	-\$4.38	None