

# Gain / Loss report

Amarpushpak Kumar Kunamneni | 6dada336-eae1-50b2-9451-bbbe2cda294e | amarkunamneni@gmail.com

## About report

This report includes all taxable activity on Coinbase with realized gains or losses. For US customers, Sells and Converts are taxable events that realize gains. This report does not include taxable events like Staking or Coinbase Earn that result in income. Note that this report is provided for informational purposes only, and you are responsible for confirming the accuracy and completeness of the information set forth in the report. For final tax obligations, please consult your tax advisor.

## Summary

Cost Basis Method: **HIFO**

Data source	Long-term	Short-term	Total gains/losses
Coinbase	None	-\$9.33	-\$9.33
<b>Total</b>	<b>None</b>	<b>-\$9.33</b>	<b>-\$9.33</b>

## Report legend

### Short-term

The tax you pay on capital gains or losses depends on how long you hold the asset. If you hold an asset for 1 year or less, you pay the short term capital gains tax rate.

### Long-term



The tax you pay on capital gains or losses depends on how long you hold the asset. If you hold an asset for 1 year and 1 day, or longer, you pay the long term capital gains tax rate.




### Proceeds


The amount of money you received when you sold your cryptocurrency. If you received USD in exchange for your cryptocurrency then the cash you received is your proceeds. If you exchanged one cryptocurrency for another it will be the dollar value of the crypto you received.

## Data source: Coinbase

These are taxable transactions incurring realized gains or losses where Coinbase all relevant data points.


Date Sold	Event	Amount	Proceeds	Cost Basis	Long Term	Short Term	Total Gains/Losses
01/17/2022	 Converted from MLN	0.02573908	\$1.97	\$3.00	None	-\$1.03	-\$1.03
Date Acquired (Tax Lots)							
	11/20/2021	0.00858259 MLN	\$0.66	\$1.00	None	-\$0.34	
	11/20/2021	0.00858259 MLN	\$0.66	\$1.00	None	-\$0.34	
	11/20/2021	0.0085739 MLN	\$0.66	\$1.00	None	-\$0.34	
Date Sold	Event	Amount	Proceeds	Cost Basis	Long Term	Short Term	Total Gains/Losses
02/13/2022	 Converted from RNDR	1.15979477	\$3.01	\$2.97	None	\$0.04	\$0.04
Date Acquired (Tax Lots)							
	02/13/2022	0.3868471953578337 RNDR	\$1.00	\$0.99	None	\$0.01	
	02/13/2022	0.3868471885417802 RNDR	\$1.00	\$0.99	None	\$0.01	
	02/13/2022	0.3861003861003861 RNDR	\$1.00	\$0.99	None	\$0.01	

Date Sold	Event	Amount	Proceeds	Cost Basis	Long Term	Short Term	Total Gains/Losses
02/13/2022	 Converted from GRT	2.51477429	\$1.00	\$0.99	None	\$0.01	\$0.01
Date Acquired (Tax Lots)							
02/13/2022		2.51477429 GRT	\$1.00	\$0.99	None	\$0.01	
Date Sold	Event	Amount	Proceeds	Cost Basis	Long Term	Short Term	Total Gains/Losses
04/16/2022	 Converted from MLN	0.01848087	\$1.00	\$0.99	None	\$0.01	\$0.01
Date Acquired (Tax Lots)							
04/16/2022		0.01848087 MLN	\$1.00	\$0.99	None	\$0.01	
Date Sold	Event	Amount	Proceeds	Cost Basis	Long Term	Short Term	Total Gains/Losses
06/10/2022	 Converted from MINA	3.579952267	\$3.00	\$2.99	None	\$0.00	\$0.00
Date Acquired (Tax Lots)							
05/27/2022		1.190465154 MINA	\$1.00	\$0.99	None	\$0.00	
05/27/2022		1.195457262 MINA	\$1.00	\$1.00	None	\$0.00	
05/27/2022		1.194029851 MINA	\$1.00	\$1.00	None	\$0.00	

Date Sold	Event	Amount	Proceeds	Cost Basis	Long Term	Short Term	Total Gains/Losses
06/10/2022	 Converted from AMP	83.64700961	\$0.93	\$1.00	None	-\$0.07	-\$0.07


## Date Acquired (Tax Lots)

05/27/2022	83.64700961 AMP	\$0.93	\$1.00	None	-\$0.07
------------	-----------------	--------	--------	------	---------

Date Sold	Event	Amount	Proceeds	Cost Basis	Long Term	Short Term	Total Gains/Losses
06/10/2022	 Converted from GRT	14.59854015	\$2.17	\$2.00	None	\$0.17	\$0.17


## Date Acquired (Tax Lots)

02/13/2022	9.0066642E-9 GRT	\$0.00	\$0.00	None	-\$0.00
05/27/2022	14.5985401409933358 GRT	\$2.17	\$2.00	None	\$0.17

Date Sold	Event	Amount	Proceeds	Cost Basis	Long Term	Short Term	Total Gains/Losses
06/10/2022	 Converted from BTC	0.00027644	\$8.33	\$12.13	None	-\$3.81	-\$3.81


## Date Acquired (Tax Lots)

04/30/2022	0.00027317 BTC	\$8.23	\$12.00	None	-\$3.77
04/16/2022	0.00000327 BTC	\$0.10	\$0.13	None	-\$0.04

Date Sold	Event	Amount	Proceeds	Cost Basis	Long Term	Short Term	Total Gains/Losses
12/05/2022	 Converted from GAL	1.44515224	\$2.22	\$3.00	None	-\$0.78	-\$0.78


## Date Acquired (Tax Lots)

10/26/2022	0.4821600771456123 GAL	\$0.74	\$1.00	None	-\$0.26
10/26/2022	0.4807158185090778 GAL	\$0.74	\$1.00	None	-\$0.26
10/26/2022	0.4822763443453099 GAL	\$0.74	\$1.00	None	-\$0.26

Date Sold	Event	Amount	Proceeds	Cost Basis	Long Term	Short Term	Total Gains/Losses
12/05/2022	 Converted from XCN	52.57009354	\$2.02	\$3.00	None	-\$0.98	-\$0.98


## Date Acquired (Tax Lots)

10/26/2022	17.5238762738109836 XCN	\$0.67	\$1.00	None	-\$0.33
10/26/2022	17.5223409847555633 XCN	\$0.67	\$1.00	None	-\$0.33
10/26/2022	17.5238762814334531 XCN	\$0.67	\$1.00	None	-\$0.33

Date Sold	Event	Amount	Proceeds	Cost Basis	Long Term	Short Term	Total Gains/Losses
12/05/2022	 Converted from NEAR	0.9917901872995878	\$1.74	\$3.00	None	-\$1.26	-\$1.26

## Date Acquired (Tax Lots)

10/26/2022	0.3306331625061994 NEAR	\$0.58	\$1.00	None	-\$0.42
10/26/2022	0.3305785123966942 NEAR	\$0.58	\$1.00	None	-\$0.42
10/26/2022	0.3305785123966942 NEAR	\$0.58	\$1.00	None	-\$0.42

Date Sold	Event	Amount	Proceeds	Cost Basis	Long Term	Short Term	Total Gains/Losses
12/05/2022	 Converted from 00	7.02521529	\$1.36	\$3.00	None	-\$1.64	-\$1.64
Date Acquired (Tax Lots)							
10/26/2022	2.3427433524657374 00	\$0.45	\$1.00	None	-\$0.55		
10/26/2022	2.3427433460508747 00	\$0.45	\$1.00	None	-\$0.55		
10/26/2022	2.3397285914833879 00	\$0.45	\$1.00	None	-\$0.55		