

# Gain / Loss report


Rohit Gupta | 652ed51c-38a7-5079-8375-f77b8b6eb30f | rohit1486@gmail.com

## About report

This report includes all taxable activity on Coinbase with realized gains or losses. For US customers, Sells and Converts are taxable events that realize gains. This report does not include taxable events like Staking or Coinbase Earn that result in income. Note that this report is provided for informational purposes only, and you are responsible for confirming the accuracy and completeness of the information set forth in the report. For final tax obligations, please consult your tax advisor.

## Summary

Cost Basis Method: **HIFO**

Data source	Long-term	Short-term	Total gains/losses
Coinbase	-\$3,393.71	-\$1,900.45	-\$5,294.16
 Not Available	-\$1,281.89	-\$489.98	-\$1,771.87
<b>Total</b>	<b>-\$4,675.60</b>	<b>-\$2,390.43</b>	<b>-\$7,066.02</b>

## Report legend

### Short-term

The tax you pay on capital gains or losses depends on how long you hold the asset. If you hold an asset for 1 year or less, you pay the short term capital gains tax rate.

### Long-term


The tax you pay on capital gains or losses depends on how long you hold the asset. If you hold an asset for 1 year and 1 day, or longer, you pay the long term capital gains tax rate.

### Proceeds

The amount of money you received when you sold your cryptocurrency. If you received USD in exchange for your cryptocurrency then the cash you received is your proceeds. If you exchanged one cryptocurrency for another it will be the dollar value of the crypto you received.

### Some data not available

Why?

When you transfer crypto to Coinbase and you acquired it elsewhere, Coinbase does not have a record of the asset's original cost basis and/or date acquired. For these transactions, we indicate that these data points are not available with .



How to treat these transactions

We estimate your gains/losses for these transactions by assuming \$0 cost basis and treating your date received as date acquired. Before filing your taxes, work with your tax professional or follow our guide to prepare these data points to accurately report your gains or losses.

## Section 1

## Data source: Coinbase

These are taxable transactions incurring realized gains or losses where Coinbase all relevant data points.

Date Sold	Event	Amount	Proceeds	Cost Basis	Long Term	Short Term	Total Gains/Losses
12/02/2022	 Sold DOT	143.5262139228	\$788.51	\$3,518.99	-\$1,751.00	-\$979.48	-\$2,730.48
Date Acquired (Tax Lots)							
	01/24/2022	80 DOT	\$439.51	\$1,418.99	None	-\$979.48	
	10/04/2021	34.4819577773 DOT	\$189.44	\$1,100.00	-\$910.56	None	
	09/03/2021	29.0442561455 DOT	\$159.56	\$1,000.00	-\$840.44	None	
Date Sold	Event	Amount	Proceeds	Cost Basis	Long Term	Short Term	Total Gains/Losses
12/02/2022	 Sold SOL	20.292347385	\$271.10	\$2,834.78	-\$1,642.71	-\$920.97	-\$2,563.68
Date Acquired (Tax Lots)							
	10/06/2022	0.006523036 SOL	\$0.09	\$0.22	None	-\$0.14	
	11/12/2022	0.00627328 SOL	\$0.08	\$0.09	None	-\$0.01	
	08/19/2022	0.006425956 SOL	\$0.09	\$0.25	None	-\$0.16	
	08/10/2022	0.006460297 SOL	\$0.09	\$0.25	None	-\$0.17	
	07/20/2022	0.006835259 SOL	\$0.09	\$0.30	None	-\$0.21	
	07/17/2022	0.006898488 SOL	\$0.09	\$0.28	None	-\$0.18	
	11/11/2022	0.006422956 SOL	\$0.09	\$0.12	None	-\$0.03	
	07/11/2022	0.006956609 SOL	\$0.09	\$0.25	None	-\$0.16	

10/30/2022	0.006341875 SOL	\$0.08	\$0.21	None	-\$0.12
07/29/2022	0.006790695 SOL	\$0.09	\$0.30	None	-\$0.21
07/02/2022	0.014946863 SOL	\$0.20	\$0.50	None	-\$0.30
11/17/2022	0.001437392 SOL	\$0.02	\$0.02	None	-\$0.00
11/26/2022	0.001202261 SOL	\$0.02	\$0.02	None	-\$0.00
09/13/2022	0.006832067 SOL	\$0.09	\$0.24	None	-\$0.15
09/03/2022	0.006931188 SOL	\$0.09	\$0.21	None	-\$0.12
08/31/2022	0.006164325 SOL	\$0.08	\$0.20	None	-\$0.12
07/07/2022	0.007028389 SOL	\$0.09	\$0.26	None	-\$0.17
07/24/2022	0.006743525 SOL	\$0.09	\$0.28	None	-\$0.19
10/14/2022	0.006426005 SOL	\$0.09	\$0.20	None	-\$0.11
10/21/2022	0.00613412 SOL	\$0.08	\$0.17	None	-\$0.09
09/08/2022	0.006896465 SOL	\$0.09	\$0.22	None	-\$0.13
08/28/2022	0.007052804 SOL	\$0.09	\$0.22	None	-\$0.13
11/21/2022	0.001409869 SOL	\$0.02	\$0.02	None	\$0.00
10/06/2022	0.006567532 SOL	\$0.09	\$0.23	None	-\$0.14
09/19/2022	0.006150841 SOL	\$0.08	\$0.20	None	-\$0.12
11/28/2022	0.001266068 SOL	\$0.02	\$0.02	None	\$0.00
07/14/2022	0.006942408 SOL	\$0.09	\$0.24	None	-\$0.15
01/24/2022	12 SOL	\$160.32	\$1,074.65	None	-\$914.33
08/04/2022	0.006662702 SOL	\$0.09	\$0.26	None	-\$0.17
10/23/2022	0.006209122 SOL	\$0.08	\$0.18	None	-\$0.10
10/13/2022	0.006429908 SOL	\$0.09	\$0.20	None	-\$0.11
11/14/2022	0.001494176 SOL	\$0.02	\$0.02	None	\$0.00
11/23/2022	0.001422465 SOL	\$0.02	\$0.02	None	\$0.00
09/05/2022	0.006948878 SOL	\$0.09	\$0.22	None	-\$0.13
11/19/2022	0.001438263 SOL	\$0.02	\$0.02	None	\$0.00
07/26/2022	0.006861566 SOL	\$0.09	\$0.24	None	-\$0.15
10/09/2022	0.006439079 SOL	\$0.09	\$0.21	None	-\$0.12
10/04/2022	0.006097122 SOL	\$0.08	\$0.21	None	-\$0.13


10/25/2022	0.006319824 SOL	\$0.08	\$0.20	None	-\$0.11
10/28/2022	0.006191037 SOL	\$0.08	\$0.20	None	-\$0.11
12/02/2022	0.001232377 SOL	\$0.02	\$0.02	None	-\$0.00
08/22/2022	0.00322315 SOL	\$0.04	\$0.12	None	-\$0.07
08/25/2022	0.006929071 SOL	\$0.09	\$0.24	None	-\$0.15
08/13/2022	0.006438306 SOL	\$0.09	\$0.31	None	-\$0.22
11/09/2021	6.165709121 SOL	\$82.37	\$1,505.39	-\$1,423.02	None
11/30/2022	0.001244949 SOL	\$0.02	\$0.02	None	-\$0.00
08/16/2022	0.006399424 SOL	\$0.09	\$0.28	None	-\$0.19
10/06/2022	0.006488237 SOL	\$0.09	\$0.22	None	-\$0.14
10/08/2022	0.006217855 SOL	\$0.08	\$0.20	None	-\$0.12
09/11/2022	0.00680514 SOL	\$0.09	\$0.24	None	-\$0.15
11/04/2022	0.006262091 SOL	\$0.08	\$0.21	None	-\$0.13
10/16/2022	0.006390324 SOL	\$0.09	\$0.19	None	-\$0.11
11/08/2022	0.006663838 SOL	\$0.09	\$0.19	None	-\$0.10
11/01/2022	0.006187308 SOL	\$0.08	\$0.20	None	-\$0.12
10/19/2022	0.00642335 SOL	\$0.09	\$0.19	None	-\$0.10
08/01/2022	0.006657432 SOL	\$0.09	\$0.28	None	-\$0.20
09/16/2022	0.006776905 SOL	\$0.09	\$0.22	None	-\$0.13
09/26/2021	1.795057507 SOL	\$23.98	\$243.67	-\$219.69	None
08/07/2022	0.006656422 SOL	\$0.09	\$0.26	None	-\$0.17
10/05/2022	0.006009863 SOL	\$0.08	\$0.20	None	-\$0.12

## Section 2

## Data source: Not available

These are taxable transactions incurring realized gains or losses where the cost basis is unavailable.

⚠ For these transactions Coinbase does not have a cost basis on record. We estimate your gains/losses for these transactions by assuming \$0 cost basis and treating your date received as date acquired.

Date Sold	Event	Amount	Proceeds	Cost Basis	Long Term	Short Term	Total Gains/Losses
12/02/2022	 Sold ATOM	77.371436	\$776.71	\$2,548.58	-\$1,281.89	-\$489.98	-\$1,771.87
Date Acquired (Tax Lots)							
		03/25/2022	0.045309 ATOM	\$0.45	\$1.28	None	-\$0.82
		06/30/2022	0.080404 ATOM	\$0.81	\$0.57	None	\$0.23
		01/14/2022	0.023775 ATOM	\$0.24	\$0.91	None	-\$0.67
		10/14/2022	0.172965 ATOM	\$1.74	\$2.10	None	-\$0.36
		11/20/2021	0.124778 ATOM	\$1.25	\$3.52	-\$2.26	None
		10/11/2022	0.163718 ATOM	\$1.64	\$2.02	None	-\$0.38
		04/08/2022	0.038878 ATOM	\$0.39	\$1.09	None	-\$0.70
		08/24/2022	0.215387 ATOM	\$2.16	\$2.61	None	-\$0.45
		05/04/2022	0.163617 ATOM	\$1.64	\$2.87	None	-\$1.23
		09/16/2022	0.161631 ATOM	\$1.62	\$2.57	None	-\$0.95
		11/26/2021	0.048267 ATOM	\$0.48	\$1.33	-\$0.84	None
		11/09/2021	43.920549 ATOM	\$440.91	\$1,600.00	-\$1,159.09	None
		10/07/2022	0.139572 ATOM	\$1.40	\$1.79	None	-\$0.39
		03/04/2022	0.11408 ATOM	\$1.15	\$3.49	None	-\$2.35
		11/25/2022	0.135802 ATOM	\$1.36	\$1.35	None	\$0.01
		02/11/2022	0.077334 ATOM	\$0.78	\$2.23	None	-\$1.46

10/05/2022	0.012254 ATOM	\$0.12	\$0.16	None	-\$0.04
08/19/2022	0.074429 ATOM	\$0.75	\$0.77	None	-\$0.03
08/09/2022	0.006066 ATOM	\$0.06	\$0.07	None	-\$0.01
11/12/2021	0.003734 ATOM	\$0.04	\$0.12	-\$0.08	None
04/15/2022	0.054762 ATOM	\$0.55	\$1.32	None	-\$0.77
01/28/2022	0.060415 ATOM	\$0.61	\$1.71	None	-\$1.10
09/23/2022	0.162759 ATOM	\$1.63	\$2.21	None	-\$0.58
08/12/2022	0.100827 ATOM	\$1.01	\$1.19	None	-\$0.17
12/03/2021	0.050252 ATOM	\$0.50	\$1.55	None	-\$1.04
02/26/2022	0.042781 ATOM	\$0.43	\$1.21	None	-\$0.78
08/09/2022	0.195562 ATOM	\$1.96	\$2.32	None	-\$0.36
05/17/2022	0.111068 ATOM	\$1.11	\$1.24	None	-\$0.13
01/24/2022	20 ATOM	\$200.77	\$660.54	None	-\$459.77
10/28/2022	0.164954 ATOM	\$1.66	\$2.19	None	-\$0.54
11/05/2022	0.192654 ATOM	\$1.93	\$2.95	None	-\$1.01
09/03/2021	3.034892 ATOM	\$30.47	\$76.79	-\$46.33	None
10/30/2021	0.060555 ATOM	\$0.61	\$2.29	-\$1.68	None
06/30/2022	0.000715 ATOM	\$0.01	\$0.01	None	\$0.00
11/12/2022	0.145397 ATOM	\$1.46	\$1.67	None	-\$0.21
10/22/2021	0.061092 ATOM	\$0.61	\$2.10	-\$1.49	None
01/07/2022	0.055298 ATOM	\$0.56	\$2.39	None	-\$1.84
05/03/2022	0.018296 ATOM	\$0.18	\$0.33	None	-\$0.14
07/12/2022	0.029496 ATOM	\$0.30	\$0.24	None	\$0.05
10/06/2022	0.187085 ATOM	\$1.88	\$2.47	None	-\$0.59
02/18/2022	0.041901 ATOM	\$0.42	\$1.15	None	-\$0.73
09/02/2022	0.163076 ATOM	\$1.64	\$2.09	None	-\$0.46
05/27/2022	0.101943 ATOM	\$1.02	\$0.94	None	\$0.08
03/11/2022	0.089934 ATOM	\$0.90	\$2.49	None	-\$1.59
11/05/2021	0.003311 ATOM	\$0.03	\$0.12	-\$0.09	None
02/07/2022	0.07721 ATOM	\$0.78	\$2.47	None	-\$1.69

04/05/2022	0.078952 ATOM	\$0.79	\$2.41	None	-\$1.62
06/29/2022	0.099352 ATOM	\$1.00	\$0.73	None	\$0.27
01/22/2022	0.086615 ATOM	\$0.87	\$2.96	None	-\$2.09
11/18/2022	0.00729 ATOM	\$0.07	\$0.07	None	-\$0.00
08/05/2022	0.103232 ATOM	\$1.04	\$1.12	None	-\$0.09
06/03/2022	0.049212 ATOM	\$0.49	\$0.45	None	\$0.04
11/22/2022	0.160748 ATOM	\$1.61	\$1.47	None	\$0.15
12/31/2021	0.056354 ATOM	\$0.57	\$1.77	None	-\$1.20
10/05/2022	0.091513 ATOM	\$0.92	\$1.19	None	-\$0.27
05/24/2022	0.087472 ATOM	\$0.88	\$0.98	None	-\$0.10
10/22/2021	0.001517 ATOM	\$0.02	\$0.05	-\$0.04	None
08/26/2022	0.160769 ATOM	\$1.61	\$1.90	None	-\$0.29
12/19/2021	0.027351 ATOM	\$0.27	\$0.64	None	-\$0.36
03/19/2022	0.048103 ATOM	\$0.48	\$1.40	None	-\$0.92
<span style="color: red;">🚫</span> 08/04/2022	0.082112 ATOM	\$0.82	\$0.00	None	\$0.82
06/16/2022	0.161216 ATOM	\$1.62	\$1.19	None	\$0.43
10/05/2022	0.077108 ATOM	\$0.77	\$1.01	None	-\$0.23
09/03/2021	0.261876 ATOM	\$2.63	\$6.63	-\$4.00	None
12/24/2021	0.052035 ATOM	\$0.52	\$1.50	None	-\$0.98
10/21/2021	0.038097 ATOM	\$0.38	\$1.31	-\$0.93	None
08/06/2022	0.172808 ATOM	\$1.73	\$1.88	None	-\$0.15
09/03/2021	4.290984 ATOM	\$43.08	\$108.13	-\$65.05	None
10/21/2022	0.152811 ATOM	\$1.53	\$1.72	None	-\$0.18
10/04/2022	0.095125 ATOM	\$0.95	\$1.23	None	-\$0.28