

Gain / Loss report

pranay kattedkola | 7d93363d-84ba-5078-aaaa-79c6b7b6260e | pranaybobj@gmail.com

About report

This report includes all taxable activity on Coinbase with realized gains or losses. For US customers, Sells and Converts are taxable events that realize gains. This report does not include taxable events like Staking or Coinbase Earn that result in income. Note that this report is provided for informational purposes only, and you are responsible for confirming the accuracy and completeness of the information set forth in the report. For final tax obligations, please consult your tax advisor.

Summary

Cost Basis Method: **HIFO**

Data source	Long-term	Short-term	Total gains/losses
Coinbase	None	-\$658.81	-\$658.81
Total	None	-\$658.81	-\$658.81

Report legend

Short-term

The tax you pay on capital gains or losses depends on how long you hold the asset. If you hold an asset for 1 year or less, you pay the short term capital gains tax rate.

Long-term




The tax you pay on capital gains or losses depends on how long you hold the asset. If you hold an asset for 1 year and 1 day, or longer, you pay the long term capital gains tax rate.


Proceeds

The amount of money you received when you sold your cryptocurrency. If you received USD in exchange for your cryptocurrency then the cash you received is your proceeds. If you exchanged one cryptocurrency for another it will be the dollar value of the crypto you received.

Data source: Coinbase


These are taxable transactions incurring realized gains or losses where Coinbase all relevant data points.

Date Sold	Event	Amount	Proceeds	Cost Basis	Long Term	Short Term	Total Gains/Losses
01/20/2022	 Sold DOGE	2059.71194448	\$302.63	\$400.00	None	-\$97.37	-\$97.37
Date Acquired (Tax Lots)							
	01/13/2022	2059.71194448 DOGE	\$302.63	\$400.00	None	-\$97.37	
Date Sold	Event	Amount	Proceeds	Cost Basis	Long Term	Short Term	Total Gains/Losses
01/20/2022	 Sold SHIB	36311774.46102816	\$893.30	\$1,000.00	None	-\$106.70	-\$106.70
Date Acquired (Tax Lots)							
	01/10/2022	36311774.46102816 SHIB	\$893.30	\$1,000.00	None	-\$106.70	
Date Sold	Event	Amount	Proceeds	Cost Basis	Long Term	Short Term	Total Gains/Losses
01/30/2022	 Sold SHIB	50107156.52506697	\$1,051.03	\$1,195.93	None	-\$144.90	-\$144.90
Date Acquired (Tax Lots)							
	01/22/2022	50107156.52506697 SHIB	\$1,051.03	\$1,195.93	None	-\$144.90	

Date Sold	Event	Amount	Proceeds	Cost Basis	Long Term	Short Term	Total Gains/Losses
02/17/2022	 Sold AMP	6331.56432883	\$190.93	\$200.00	None	-\$9.07	-\$9.07


Date Acquired (Tax Lots)

02/16/2022	6331.56432883 AMP	\$190.93	\$200.00	None	-\$9.07
------------	-------------------	----------	----------	------	---------

Date Sold	Event	Amount	Proceeds	Cost Basis	Long Term	Short Term	Total Gains/Losses
03/01/2022	 Sold SHIB	23051676.10477743	\$608.92	\$590.93	None	\$17.99	\$17.99




Date Acquired (Tax Lots)




02/25/2022	15636728.63751423 SHIB	\$413.05	\$400.00	None	\$13.05
02/25/2022	7414947.4672632 SHIB	\$195.87	\$190.93	None	\$4.94


Date Sold	Event	Amount	Proceeds	Cost Basis	Long Term	Short Term	Total Gains/Losses
03/08/2022	 Sold SHIB	7476348.23593701	\$167.66	\$200.00	None	-\$32.34	-\$32.34

Date Acquired (Tax Lots)

03/02/2022	7476348.23593701 SHIB	\$167.66	\$200.00	None	-\$32.34
------------	-----------------------	----------	----------	------	----------


Date Sold	Event	Amount	Proceeds	Cost Basis	Long Term	Short Term	Total Gains/Losses
03/28/2022	 Sold GALA	2256.94730766	\$630.47	\$500.00	None	\$130.47	\$130.47
Date Acquired (Tax Lots)							
03/14/2022		2256.94730766 GALA	\$630.47	\$500.00	None	\$130.47	
Date Sold	Event	Amount	Proceeds	Cost Basis	Long Term	Short Term	Total Gains/Losses
03/28/2022	 Converted from XYO	14030.39004216	\$296.18	\$300.00	None	-\$3.82	-\$3.82
Date Acquired (Tax Lots)							
03/27/2022		14030.39004216 XYO	\$296.18	\$300.00	None	-\$3.82	
Date Sold	Event	Amount	Proceeds	Cost Basis	Long Term	Short Term	Total Gains/Losses
04/07/2022	 Sold SHIB	25318045.28486854	\$615.69	\$680.52	None	-\$64.83	-\$64.83
Date Acquired (Tax Lots)							
03/14/2022		457465.40503642 SHIB	\$11.12	\$10.44	None	\$0.69	
03/08/2022		7369429.00559961 SHIB	\$179.21	\$180.00	None	-\$0.79	
03/28/2022		10025440.41076824 SHIB	\$243.80	\$290.09	None	-\$46.29	
03/30/2022		3517761.04898249 SHIB	\$85.55	\$100.00	None	-\$14.45	
03/23/2022		3947949.41448178 SHIB	\$96.01	\$100.00	None	-\$3.99	

Date Sold	Event	Amount	Proceeds	Cost Basis	Long Term	Short Term	Total Gains/Losses
04/12/2022	 Sold SHIB	23893935.11809294	\$688.56	\$589.56	None	\$99.00	\$99.00
Date Acquired (Tax Lots)							
03/14/2022		3926156.90123423 SHIB	\$113.14	\$89.56	None	\$23.58	
04/08/2022		19967778.21685871 SHIB	\$575.42	\$500.00	None	\$75.42	
Date Sold	Event	Amount	Proceeds	Cost Basis	Long Term	Short Term	Total Gains/Losses
04/13/2022	 Converted from GALA	994.45969766	\$206.45	\$240.56	None	-\$34.11	-\$34.11
Date Acquired (Tax Lots)							
04/03/2022		515.02968722 GALA	\$106.92	\$140.00	None	-\$33.08	
04/13/2022		479.43001044 GALA	\$99.53	\$100.56	None	-\$1.03	
Date Sold	Event	Amount	Proceeds	Cost Basis	Long Term	Short Term	Total Gains/Losses
05/16/2022	 Sold JASMY	13390.01712747	\$198.21	\$200.00	None	-\$1.79	-\$1.79
Date Acquired (Tax Lots)							
05/10/2022		13390.01712747 JASMY	\$198.21	\$200.00	None	-\$1.79	

Date Sold	Event	Amount	Proceeds	Cost Basis	Long Term	Short Term	Total Gains/Losses
06/01/2022	 Sold SHIB	33621985.99813655	\$384.59	\$606.45	None	-\$221.86	-\$221.86


Date Acquired (Tax Lots)

04/13/2022	7612403.357517 SHIB	\$87.08	\$206.45	None	-\$119.37
05/10/2022	18348680.80061323 SHIB	\$209.88	\$300.00	None	-\$90.12
05/15/2022	7660901.84000632 SHIB	\$87.63	\$100.00	None	-\$12.37

Date Sold	Event	Amount	Proceeds	Cost Basis	Long Term	Short Term	Total Gains/Losses
07/31/2022	 Converted from GAL	0.72618742	\$3.00	\$3.00	None	-\$0.00	-\$0.00


Date Acquired (Tax Lots)

07/31/2022	0.2419255710000264 GAL	\$1.00	\$1.00	None	-\$0.00
07/31/2022	0.2423361201987156 GAL	\$1.00	\$1.00	None	-\$0.00
07/31/2022	0.241925728801258 GAL	\$1.00	\$1.00	None	-\$0.00

Date Sold	Event	Amount	Proceeds	Cost Basis	Long Term	Short Term	Total Gains/Losses
07/31/2022	 Converted from AMP108.8731627653783342		\$1.00	\$1.00	None	\$0.00	\$0.00


Date Acquired (Tax Lots)

07/31/2022	108.8731627653783342 AMP	\$1.00	\$1.00	None	\$0.00
------------	--------------------------	--------	--------	------	--------

Date Sold	Event	Amount	Proceeds	Cost Basis	Long Term	Short Term	Total Gains/Losses
07/31/2022	 Converted from GRT	15.23229246	\$2.00	\$2.00	None	-\$0.00	-\$0.00


Date Acquired (Tax Lots)

07/31/2022	15.23229246 GRT	\$2.00	\$2.00	None	-\$0.00
------------	-----------------	--------	--------	------	---------

Date Sold	Event	Amount	Proceeds	Cost Basis	Long Term	Short Term	Total Gains/Losses
08/07/2022	 Converted from HOPR	3.2409972299168976	\$3.00	\$3.00	None	-\$0.00	-\$0.00


Date Acquired (Tax Lots)

08/07/2022	11.0803324099722992 HOPR	\$1.00	\$1.00	None	-\$0.00
08/07/2022	11.0803324099722992 HOPR	\$1.00	\$1.00	None	-\$0.00
08/07/2022	11.0803324099722992 HOPR	\$1.00	\$1.00	None	-\$0.00

Date Sold	Event	Amount	Proceeds	Cost Basis	Long Term	Short Term	Total Gains/Losses
08/07/2022	 Converted from ALEPH	11.478859766596518	\$3.00	\$3.00	None	\$0.00	\$0.00


Date Acquired (Tax Lots)

08/07/2022	3.826286588865506 ALEPH	\$1.00	\$1.00	None	\$0.00
08/07/2022	3.826286588865506 ALEPH	\$1.00	\$1.00	None	\$0.00
08/07/2022	3.826286588865506 ALEPH	\$1.00	\$1.00	None	\$0.00

Date Sold	Event	Amount	Proceeds	Cost Basis	Long Term	Short Term	Total Gains/Losses
08/13/2022	 Sold SYLO	4185.75593503	\$18.51	\$18.11	None	\$0.40	\$0.40


Date Acquired (Tax Lots)

08/10/2022	4185.75593503 SYLO	\$18.51	\$18.11	None	\$0.40
------------	--------------------	---------	---------	------	--------

Date Sold	Event	Amount	Proceeds	Cost Basis	Long Term	Short Term	Total Gains/Losses
08/13/2022	 Converted from XYO	16439.15255185	\$146.06	\$150.00	None	-\$3.94	-\$3.94

Date Acquired (Tax Lots)


08/10/2022	16439.15255185 XYO	\$146.06	\$150.00	None	-\$3.94
------------	--------------------	----------	----------	------	---------

Date Sold	Event	Amount	Proceeds	Cost Basis	Long Term	Short Term	Total Gains/Losses
08/13/2022	 Converted from JASMY	22136.66987488	\$229.89	\$235.49	None	-\$5.60	-\$5.60

Date Acquired (Tax Lots)


08/13/2022	22136.66987488 JASMY	\$229.89	\$235.49	None	-\$5.60
------------	----------------------	----------	----------	------	---------

Date Sold	Event	Amount	Proceeds	Cost Basis	Long Term	Short Term	Total Gains/Losses
08/13/2022	 Sold SHIB	3686720.46955246	\$48.01	\$44.62	None	\$3.39	\$3.39
Date Acquired (Tax Lots)							
07/29/2022		2718957.06468865 SHIB	\$35.41	\$32.62	None	\$2.79	
07/31/2022		161061.45027442 SHIB	\$2.10	\$2.00	None	\$0.10	
08/07/2022		243095.62806204 SHIB	\$3.17	\$3.00	None	\$0.17	
07/31/2022		240587.85813483 SHIB	\$3.13	\$3.00	None	\$0.14	
08/07/2022		242536.42061089 SHIB	\$3.16	\$3.00	None	\$0.16	
07/31/2022		80482.04778163 SHIB	\$1.05	\$1.00	None	\$0.05	
Date Acquired (Tax Lots)							
08/14/2022	 Converted from XYO	25261.88977849	\$223.57	\$229.89	None	-\$6.32	-\$6.32
Date Acquired (Tax Lots)							
08/13/2022		25261.88977849 XYO	\$223.57	\$229.89	None	-\$6.32	
Date Acquired (Tax Lots)							
08/14/2022	 Sold SHIB	6488056.81084571	\$97.01	\$96.58	None	\$0.43	\$0.43
Date Acquired (Tax Lots)							
08/14/2022		3811485.68558032 SHIB	\$56.99	\$56.58	None	\$0.41	
08/14/2022		2676571.12526539 SHIB	\$40.02	\$40.00	None	\$0.02	

Date Sold	Event	Amount	Proceeds	Cost Basis	Long Term	Short Term	Total Gains/Losses
08/14/2022	 Sold SHIB	4128521.12676056	\$67.01	\$61.28	None	\$5.73	\$5.73


Date Acquired (Tax Lots)

08/14/2022	4128521.12676056 SHIB	\$67.01	\$61.28	None	\$5.73
------------	-----------------------	---------	---------	------	--------

Date Sold	Event	Amount	Proceeds	Cost Basis	Long Term	Short Term	Total Gains/Losses
08/14/2022	 Converted from JASMY	16869.72820993	\$179.92	\$170.53	None	\$9.39	\$9.39


Date Acquired (Tax Lots)

07/27/2022	2898.2473112 JASMY	\$30.91	\$26.02	None	\$4.89
08/02/2022	7907.82927468 JASMY	\$84.34	\$80.00	None	\$4.34
08/13/2022	6063.65162405 JASMY	\$64.67	\$64.51	None	\$0.16

Date Sold	Event	Amount	Proceeds	Cost Basis	Long Term	Short Term	Total Gains/Losses
08/14/2022	 Converted from JASMY	19359.61538462	\$201.34	\$173.81	None	\$27.53	\$27.53


Date Acquired (Tax Lots)

07/27/2022	19359.61538462 JASMY	\$201.34	\$173.81	None	\$27.53
------------	----------------------	----------	----------	------	---------

Date Sold	Event	Amount	Proceeds	Cost Basis	Long Term	Short Term	Total Gains/losses
08/20/2022	 Sold SHIB	51066237.15772212	\$646.20	\$754.34	None	-\$108.14	-\$108.14


Date Acquired (Tax Lots)

08/14/2022	10013450.60821859 SHIB	\$126.71	\$179.92	None	-\$53.20
08/14/2022	7121345.3050736 SHIB	\$90.11	\$105.71	None	-\$15.59
07/29/2022	22285494.46592359 SHIB	\$282.00	\$267.38	None	\$14.63
08/14/2022	11645946.77850634 SHIB	\$147.37	\$201.34	None	-\$53.97

Date Sold	Event	Amount	Proceeds	Cost Basis	Long Term	Short Term	Total Gains/losses
08/20/2022	 Sold SYLO	61501.42616535	\$223.08	\$277.96	None	-\$54.88	-\$54.88


Date Acquired (Tax Lots)

08/10/2022	30492.98991608 SYLO	\$110.61	\$131.89	None	-\$21.29
08/13/2022	31008.43624927 SYLO	\$112.47	\$146.06	None	-\$33.59

Date Sold	Event	Amount	Proceeds	Cost Basis	Long Term	Short Term	Total Gains/losses
09/09/2022	 Converted from SAND	3.47242319	\$3.37	\$3.00	None	\$0.37	\$0.37


Date Acquired (Tax Lots)

09/06/2022	1.1574074074074074 SAND	\$1.12	\$1.00	None	\$0.12
09/06/2022	1.1576083810846791 SAND	\$1.12	\$1.00	None	\$0.12
09/06/2022	1.1574074015079135 SAND	\$1.12	\$1.00	None	\$0.12

Date Sold	Event	Amount	Proceeds	Cost Basis	Long Term	Short Term	Total Gains/Losses
09/09/2022	 Converted from NEAR0.7309348518625522		\$3.48	\$3.00	None	\$0.48	\$0.48


Date Acquired (Tax Lots)

09/06/2022	0.2436647173489279 NEAR		\$1.16	\$1.00	None	\$0.16	
09/06/2022	0.2437241043139166 NEAR		\$1.16	\$1.00	None	\$0.16	
09/06/2022	0.2435460301997077 NEAR		\$1.16	\$1.00	None	\$0.16	

Date Sold	Event	Amount	Proceeds	Cost Basis	Long Term	Short Term	Total Gains/Losses
09/09/2022	 Converted from XCN	41.33451432	\$2.80	\$2.99	None	-\$0.19	-\$0.19


Date Acquired (Tax Lots)

09/06/2022	13.7006628519516408 XCN		\$0.93	\$0.99	None	-\$0.06	
09/06/2022	13.8169257340241796 XCN		\$0.94	\$1.00	None	-\$0.06	
09/06/2022	13.8169257340241796 XCN		\$0.94	\$1.00	None	-\$0.06	

Date Sold	Event	Amount	Proceeds	Cost Basis	Long Term	Short Term	Total Gains/Losses
09/18/2022	 Converted from SYLO	84767.63390501	\$255.74	\$308.17	None	-\$52.42	-\$52.42

Date Acquired (Tax Lots)

09/09/2022	82126.87495473 SYLO		\$247.78	\$298.51	None	-\$50.74	
09/09/2022	765.41648033 SYLO		\$2.31	\$2.80	None	-\$0.49	
09/09/2022	921.99267913 SYLO		\$2.78	\$3.37	None	-\$0.59	
09/09/2022	953.34979082 SYLO		\$2.88	\$3.48	None	-\$0.61	

Date Sold	Event	Amount	Proceeds	Cost Basis	Long Term	Short Term	Total Gains/Losses
09/22/2022	 Sold SHIB	23404435.66014108	\$250.05	\$255.74	None	-\$5.69	-\$5.69
Date Acquired (Tax Lots)							
09/18/2022		23404435.66014108 SHIB	\$250.05	\$255.74	None	-\$5.69	