

Gain / Loss report

Sri sravya Chakilam | 42f08163-8a78-5895-ab13-b93d525c1eb0 | sri.adsp@gmail.com

About report

This report includes all taxable activity on Coinbase with realized gains or losses. For US customers, Sells and Converts are taxable events that realize gains. This report does not include taxable events like Staking or Coinbase Earn that result in income. Note that this report is provided for informational purposes only, and you are responsible for confirming the accuracy and completeness of the information set forth in the report. For final tax obligations, please consult your tax advisor.

Summary

Cost Basis Method: **HIFO**

Data source	Long-term	Short-term	Total gains/losses
Coinbase	None	-\$0.02	-\$0.02
Total	None	-\$0.02	-\$0.02

Report legend

Short-term

The tax you pay on capital gains or losses depends on how long you hold the asset. If you hold an asset for 1 year or less, you pay the short term capital gains tax rate.

Long-term


The tax you pay on capital gains or losses depends on how long you hold the asset. If you hold an asset for 1 year and 1 day, or longer, you pay the long term capital gains tax rate.

Proceeds

The amount of money you received when you sold your cryptocurrency. If you received USD in exchange for your cryptocurrency then the cash you received is your proceeds. If you exchanged one cryptocurrency for another it will be the dollar value of the crypto you received.


Data source: Coinbase

These are taxable transactions incurring realized gains or losses where Coinbase all relevant data points.

Date Sold	Event	Amount	Proceeds	Cost Basis	Long Term	Short Term	Total Gains/Losses
07/31/2022	 Converted from GRT	45.52356415	\$5.99	\$6.00	None	-\$0.01	-\$0.01


Date Acquired (Tax Lots)

07/31/2022	15.1917964246339965 GRT	\$2.00	\$2.00	None	\$0.00
07/31/2022	7.5901328273244782 GRT	\$1.00	\$1.00	None	-\$0.00
07/31/2022	7.5843761850587789 GRT	\$1.00	\$1.00	None	-\$0.00
07/31/2022	7.5757575757575758 GRT	\$1.00	\$1.00	None	-\$0.00
07/31/2022	7.5815011372251706 GRT	\$1.00	\$1.00	None	-\$0.00

Date Sold	Event	Amount	Proceeds	Cost Basis	Long Term	Short Term	Total Gains/Losses
07/31/2022	 Converted from AMP	437.51764602	\$4.00	\$4.00	None	-\$0.00	-\$0.00


Date Acquired (Tax Lots)

07/31/2022	109.4690749848364919 AMP	\$1.00	\$1.00	None	\$0.00
07/31/2022	109.4091903719912473 AMP	\$1.00	\$1.00	None	-\$0.00
07/31/2022	109.4690749863163656 AMP	\$1.00	\$1.00	None	\$0.00
07/31/2022	109.1703056768558952 AMP	\$1.00	\$1.00	None	-\$0.00

Date Sold	Event	Amount	Proceeds	Cost Basis	Long Term	Short Term	Total Gains/Losses
07/31/2022	 Converted from GAL	0.7301643	\$2.99	\$3.00	None	-\$0.01	-\$0.01


Date Acquired (Tax Lots)

07/31/2022	0.2431906614785992 GAL	\$1.00	\$1.00	None	-\$0.00
07/31/2022	0.2433386056697895 GAL	\$1.00	\$1.00	None	-\$0.00
07/31/2022	0.2436350328516113 GAL	\$1.00	\$1.00	None	-\$0.00

Date Sold	Event	Amount	Proceeds	Cost Basis	Long Term	Short Term	Total Gains/Losses
08/05/2022	 Converted from ALEPH	1.4722753346080307	\$3.00	\$3.00	None	\$0.00	\$0.00

Date Acquired (Tax Lots)

08/05/2022	3.8240917782026769 ALEPH	\$1.00	\$1.00	None	\$0.00
08/05/2022	3.8240917782026769 ALEPH	\$1.00	\$1.00	None	\$0.00
08/05/2022	3.8240917782026769 ALEPH	\$1.00	\$1.00	None	\$0.00

Date Sold	Event	Amount	Proceeds	Cost Basis	Long Term	Short Term	Total Gains/Losses
08/05/2022	 Converted from HOPR	0.4208230996752303	\$3.00	\$3.00	None	-\$0.00	-\$0.00

Date Acquired (Tax Lots)

08/05/2022	10.1419878296146045 HOPR	\$1.00	\$1.00	None	-\$0.00
08/05/2022	10.1419878296146045 HOPR	\$1.00	\$1.00	None	\$0.00
08/05/2022	10.1368474404460213 HOPR	\$1.00	\$1.00	None	-\$0.00