

Gain / Loss report

Lakshmana K Kilari | 80339a58-cb78-5a64-943a-5a311dc80739 | kilarilakshankumar@gmail.com

About report

This report includes all taxable activity on Coinbase with realized gains or losses. For US customers, Sells and Converts are taxable events that realize gains. This report does not include taxable events like Staking or Coinbase Earn that result in income. Note that this report is provided for informational purposes only, and you are responsible for confirming the accuracy and completeness of the information set forth in the report. For final tax obligations, please consult your tax advisor.

Report legend

Short-term

The tax you pay on capital gains or losses depends on how long you hold the asset. If you hold an asset for 1 year or less, you pay the short term capital gains tax rate.

Long-term

The tax you pay on capital gains or losses depends on how long you hold the asset. If you hold an asset for 1 year and 1 day, or longer, you pay the long term capital gains tax rate.

Proceeds

The amount of money you received when you sold your cryptocurrency. If you received USD in exchange for your cryptocurrency then the cash you received is your proceeds. If you exchanged one cryptocurrency for another it will be the dollar value of the crypto you received.


Summary

Cost Basis Method: **HIFO**

Data source	Long-term	Short-term	Total gains/losses
Coinbase	\$0.70	-\$1,573.41	-\$1,572.71
Total	\$0.70	-\$1,573.41	-\$1,572.71


Data source: Coinbase

These are taxable transactions incurring realized gains or losses where Coinbase all relevant data points.

Date Sold	Event	Amount	Proceeds	Cost Basis	Long Term	Short Term	Total Gains/Losses
03/04/2022	 Converted from BTC	0.00026935	\$11.16	\$8.48	\$2.68	None	\$2.68


Date Acquired (Tax Lots)

11/26/2020	0.00006926 BTC	\$2.87	\$1.30	\$1.57	None
02/14/2021	0.00001676 BTC	\$0.69	\$0.85	-\$0.16	None
02/01/2021	0.00018333 BTC	\$7.60	\$6.33	\$1.27	None

Date Sold	Event	Amount	Proceeds	Cost Basis	Long Term	Short Term	Total Gains/Losses
03/17/2022	 Converted from SHIB	5892276.87225821	\$132.49	\$325.01	None	-\$192.52	-\$192.52


Date Acquired (Tax Lots)

10/27/2021	1036666.08478078 SHIB	\$23.31	\$60.00	None	-\$36.69
10/26/2021	1151111.91032788 SHIB	\$25.88	\$50.00	None	-\$24.12
10/25/2021	967039.00594191 SHIB	\$21.74	\$40.00	None	-\$18.26
10/27/2021	2737459.87120764 SHIB	\$61.55	\$175.01	None	-\$113.45

Date Sold	Event	Amount	Proceeds	Cost Basis	Long Term	Short Term	Total Gains/Losses
03/17/2022	 Converted from SUKU	122.2639179	\$25.62	\$100.11	None	-\$74.49	-\$74.49


Date Acquired (Tax Lots)

01/21/2022	122.2639179 SUKU	\$25.62	\$100.11	None	-\$74.49
------------	------------------	---------	----------	------	----------

Date Sold	Event	Amount	Proceeds	Cost Basis	Long Term	Short Term	Total Gains/Losses
03/18/2022	 Sold AGLD	331.91054347	\$492.55	\$848.33	None	-\$355.78	-\$355.78


Date Acquired (Tax Lots)

11/15/2021	35.10085934 AGLD	\$52.09	\$100.00	None	-\$47.91
11/15/2021	35.50537332 AGLD	\$52.69	\$97.46	None	-\$44.77
12/01/2021	30.65074627 AGLD	\$45.49	\$80.00	None	-\$34.51
12/01/2021	230.65356454 AGLD	\$342.29	\$570.87	None	-\$228.58

Date Sold	Event	Amount	Proceeds	Cost Basis	Long Term	Short Term	Total Gains/Losses
03/22/2022	 Sold GTC	32.93369025	\$225.65	\$460.00	None	-\$234.35	-\$234.35


Date Acquired (Tax Lots)

12/26/2021	2.88299 GTC	\$19.75	\$50.00	None	-\$30.25
12/31/2021	7.1028229 GTC	\$48.67	\$100.00	None	-\$51.33
01/08/2022	9.08920557 GTC	\$62.28	\$100.00	None	-\$37.72
12/29/2021	3.12638379 GTC	\$21.42	\$50.00	None	-\$28.58
12/25/2021	3.21042636 GTC	\$22.00	\$50.00	None	-\$28.00
12/29/2021	3.4466915 GTC	\$23.62	\$50.00	None	-\$26.38
12/24/2021	4.07517013 GTC	\$27.92	\$60.00	None	-\$32.08

Date Sold	Event	Amount	Proceeds	Cost Basis	Long Term	Short Term	Total Gains/Losses
03/22/2022	 Sold ENJ	113.94146547	\$162.31	\$320.00	None	-\$157.69	-\$157.69


Date Acquired (Tax Lots)

11/02/2021	46.79418009 ENJ	\$66.66	\$150.00	None	-\$83.34
10/31/2021	33.66842106 ENJ	\$47.96	\$100.00	None	-\$52.04
10/26/2021	22.55483677 ENJ	\$32.13	\$50.00	None	-\$17.87
10/09/2021	10.92402755 ENJ	\$15.56	\$20.00	None	-\$4.44

Date Sold	Event	Amount	Proceeds	Cost Basis	Long Term	Short Term	Total Gains/Losses
03/23/2022	 Sold LCX	1018.59432011	\$88.68	\$150.00	None	-\$61.32	-\$61.32


Date Acquired (Tax Lots)

01/30/2022	743.25631274 LCX	\$64.71	\$100.00	None	-\$35.29
01/05/2022	275.33800737 LCX	\$23.97	\$50.00	None	-\$26.03

Date Sold	Event	Amount	Proceeds	Cost Basis	Long Term	Short Term	Total Gains/Losses
03/23/2022	 Sold ASM	1601.49534345	\$85.26	\$99.98	None	-\$14.72	-\$14.72

Date Acquired (Tax Lots)

01/30/2022	1601.49534345 ASM	\$85.26	\$99.98	None	-\$14.72
------------	-------------------	---------	---------	------	----------


Date Sold	Event	Amount	Proceeds	Cost Basis	Long Term	Short Term	Total Gains/Losses
03/23/2022	 Sold JASMY	2509.85195709	\$97.01	\$72.55	None	\$24.46	\$24.46

Date Acquired (Tax Lots)

03/18/2022	1588.66459191 JASMY	\$61.40	\$50.06	None	\$11.34
03/17/2022	921.18736518 JASMY	\$35.61	\$22.49	None	\$13.11


Coinbase

January 1, 2022 00:00 EST - December 31, 2022 23:59 EST

Date Sold	Event	Amount	Proceeds	Cost Basis	Long Term	Short Term	Total Gains/Losses
03/23/2022	 Sold SPELL	14000.07028148	\$56.77	\$61.62	None	-\$4.85	-\$4.85


Date Acquired (Tax Lots)

03/17/2022	190.94949004 SPELL	\$0.77	\$0.71	None	\$0.06
03/04/2022	2568.85154941 SPELL	\$10.42	\$10.90	None	-\$0.49
03/04/2022	11240.26924203 SPELL	\$45.58	\$50.00	None	-\$4.42

Date Sold	Event	Amount	Proceeds	Cost Basis	Long Term	Short Term	Total Gains/Losses
03/23/2022	 Sold AGLD	115.58655844	\$197.01	\$286.08	None	-\$89.07	-\$89.07

Date Acquired (Tax Lots)

12/01/2021	115.58655844 AGLD	\$197.01	\$286.08	None	-\$89.07
------------	-------------------	----------	----------	------	----------


Date Sold	Event	Amount	Proceeds	Cost Basis	Long Term	Short Term	Total Gains/Losses
03/30/2022	 Sold AGLD	192.81057566	\$394.04	\$361.23	None	\$32.81	\$32.81

Date Acquired (Tax Lots)

12/31/2021	54.84509272 AGLD	\$112.08	\$100.00	None	\$12.08
12/01/2021	48.65649359 AGLD	\$99.44	\$120.42	None	-\$20.99
12/21/2021	76.09664098 AGLD	\$155.52	\$120.00	None	\$35.52
12/16/2021	13.21234837 AGLD	\$27.00	\$20.81	None	\$6.19


Coinbase

January 1, 2022 00:00 EST - December 31, 2022 23:59 EST

Date Sold	Event	Amount	Proceeds	Cost Basis	Long Term	Short Term	Total Gains/Losses
03/30/2022	 Sold AGLD	200.00146862	\$402.46	\$315.00	None	\$87.46	\$87.46


Date Acquired (Tax Lots)

12/16/2021	13.44552193 AGLD	\$27.06	\$21.18	None	\$5.88
12/16/2021	61.95848195 AGLD	\$124.68	\$97.58	None	\$27.09
12/16/2021	13.46107923 AGLD	\$27.09	\$21.20	None	\$5.89
12/16/2021	79.92060463 AGLD	\$160.82	\$125.87	None	\$34.95
12/16/2021	31.21578088 AGLD	\$62.82	\$49.16	None	\$13.65

Date Sold	Event	Amount	Proceeds	Cost Basis	Long Term	Short Term	Total Gains/Losses
03/31/2022	 Sold AGLD	101.0583334	\$197.01	\$158.93	None	\$38.08	\$38.08


Date Acquired (Tax Lots)

12/16/2021	62.63267537 AGLD	\$122.10	\$98.65	None	\$23.45
12/20/2021	38.42565803 AGLD	\$74.91	\$60.29	None	\$14.62

Date Sold	Event	Amount	Proceeds	Cost Basis	Long Term	Short Term	Total Gains/Losses
04/02/2022	 Sold AGLD	406.61674529	\$750.88	\$538.68	None	\$212.20	\$212.20


Date Acquired (Tax Lots)

12/20/2021	57.18127463 AGLD	\$105.59	\$89.71	None	\$15.88
01/22/2022	102.68868424 AGLD	\$189.63	\$98.97	None	\$90.66
12/15/2021	68.94811656 AGLD	\$127.32	\$100.00	None	\$27.32
01/14/2022	69.44414618 AGLD	\$128.24	\$100.00	None	\$28.24
01/11/2022	108.35452368 AGLD	\$200.09	\$150.00	None	\$50.09

Date Sold	Event	Amount	Proceeds	Cost Basis	Long Term	Short Term	Total Gains/Losses
04/02/2022	 Sold JASMY	15123.84322557	\$482.08	\$417.55	None	\$64.53	\$64.53

Date Acquired (Tax Lots)

03/31/2022	1361.58761621 JASMY	\$43.40	\$50.00	None	-\$6.60
03/15/2022	495.42343531 JASMY	\$15.79	\$10.00	None	\$5.79
03/15/2022	3059.67465799 JASMY	\$97.53	\$60.00	None	\$37.53
03/10/2022	1606.6644798 JASMY	\$51.21	\$25.04	None	\$26.17
03/17/2022	3174.34346602 JASMY	\$101.18	\$77.51	None	\$23.68
03/31/2022	5426.14957024 JASMY	\$172.96	\$195.00	None	-\$22.04

Date Sold	Event	Amount	Proceeds	Cost Basis	Long Term	Short Term	Total Gains/Losses
04/02/2022	 Sold DAI	1.02646661	\$0.03	\$2.03	-\$1.98	-\$0.02	-\$2.00

Date Acquired (Tax Lots)

06/03/2021	0.00005483 DAI	\$0.00	\$0.00	None	-\$0.00
07/20/2021	0.00005497 DAI	\$0.00	\$0.00	None	-\$0.00
09/24/2021	0.00005516 DAI	\$0.00	\$0.00	None	-\$0.00
03/07/2022	0.00005566 DAI	\$0.00	\$0.00	None	-\$0.00
03/25/2021	0.00005462 DAI	\$0.00	\$0.00	-\$0.00	None
03/22/2021	0.00005461 DAI	\$0.00	\$0.00	-\$0.00	None
01/07/2022	0.00005548 DAI	\$0.00	\$0.00	None	-\$0.00
07/18/2021	0.00005497 DAI	\$0.00	\$0.00	None	-\$0.00
01/30/2021	0.00005446 DAI	\$0.00	\$0.00	-\$0.00	None
12/31/2020	0.00005437 DAI	\$0.00	\$0.00	-\$0.00	None
02/03/2022	0.00005556 DAI	\$0.00	\$0.00	None	-\$0.00
02/21/2022	0.00005561 DAI	\$0.00	\$0.00	None	-\$0.00
01/23/2021	0.00005444 DAI	\$0.00	\$0.00	-\$0.00	None
01/06/2021	0.00005439 DAI	\$0.00	\$0.00	-\$0.00	None
01/22/2022	0.00005553 DAI	\$0.00	\$0.00	None	-\$0.00
01/29/2021	0.00005446 DAI	\$0.00	\$0.00	-\$0.00	None
12/28/2020	0.00005437 DAI	\$0.00	\$0.00	-\$0.00	None
04/23/2021	0.00005471 DAI	\$0.00	\$0.00	None	-\$0.00
07/11/2021	0.00005494 DAI	\$0.00	\$0.00	None	-\$0.00
12/09/2021	0.0000554 DAI	\$0.00	\$0.00	None	-\$0.00
12/15/2020	0.00005433 DAI	\$0.00	\$0.00	-\$0.00	None
12/13/2020	0.00005432 DAI	\$0.00	\$0.00	-\$0.00	None
08/23/2021	0.00005507 DAI	\$0.00	\$0.00	None	-\$0.00
08/19/2021	0.00005506 DAI	\$0.00	\$0.00	None	-\$0.00
10/21/2021	0.00005525 DAI	\$0.00	\$0.00	None	-\$0.00
10/29/2021	0.00005527 DAI	\$0.00	\$0.00	None	-\$0.00
11/01/2021	0.00005528 DAI	\$0.00	\$0.00	None	-\$0.00
01/09/2021	0.0000544 DAI	\$0.00	\$0.00	-\$0.00	None
06/13/2021	0.00005486 DAI	\$0.00	\$0.00	None	-\$0.00
12/05/2021	0.00005538 DAI	\$0.00	\$0.00	None	-\$0.00

02/05/2022	0.00005557 DAI	\$0.00	\$0.00	None	-\$0.00
10/06/2021	0.0000552 DAI	\$0.00	\$0.00	None	-\$0.00
01/21/2021	0.00005444 DAI	\$0.00	\$0.00	-\$0.00	None
01/07/2021	0.00005439 DAI	\$0.00	\$0.00	-\$0.00	None
11/03/2021	0.00005529 DAI	\$0.00	\$0.00	None	-\$0.00
03/16/2022	0.00000421 DAI	\$0.00	\$0.00	None	-\$0.00
05/14/2021	0.00005477 DAI	\$0.00	\$0.00	None	-\$0.00
12/19/2021	0.00005543 DAI	\$0.00	\$0.00	None	-\$0.00
09/27/2021	0.00005517 DAI	\$0.00	\$0.00	None	-\$0.00
03/03/2021	0.00005456 DAI	\$0.00	\$0.00	-\$0.00	None
05/09/2021	0.00005476 DAI	\$0.00	\$0.00	None	-\$0.00
12/12/2021	0.00005541 DAI	\$0.00	\$0.00	None	-\$0.00
07/16/2021	0.00005496 DAI	\$0.00	\$0.00	None	-\$0.00
09/16/2021	0.00005514 DAI	\$0.00	\$0.00	None	-\$0.00
03/18/2021	0.0000546 DAI	\$0.00	\$0.00	-\$0.00	None
12/27/2020	0.00005436 DAI	\$0.00	\$0.00	-\$0.00	None
02/20/2021	0.00005453 DAI	\$0.00	\$0.00	-\$0.00	None
11/11/2021	0.00005531 DAI	\$0.00	\$0.00	None	-\$0.00
02/02/2021	0.00005447 DAI	\$0.00	\$0.00	-\$0.00	None
04/25/2021	0.00005472 DAI	\$0.00	\$0.00	None	-\$0.00
01/27/2022	0.00005554 DAI	\$0.00	\$0.00	None	-\$0.00
09/24/2021	0.00005517 DAI	\$0.00	\$0.00	None	-\$0.00
06/22/2021	0.00005489 DAI	\$0.00	\$0.00	None	-\$0.00
09/01/2021	0.0000551 DAI	\$0.00	\$0.00	None	-\$0.00
03/27/2021	0.00005463 DAI	\$0.00	\$0.00	-\$0.00	None
01/10/2022	0.00005549 DAI	\$0.00	\$0.00	None	-\$0.00
03/19/2022	0.00000421 DAI	\$0.00	\$0.00	None	-\$0.00
06/29/2021	0.00005491 DAI	\$0.00	\$0.00	None	-\$0.00
02/05/2021	0.00005448 DAI	\$0.00	\$0.00	-\$0.00	None
02/07/2021	0.00005515 DAI	\$0.00	\$0.00

09/11/2021	0.00005515 DAI	\$0.00	\$0.00	None	-\$0.00
12/18/2020	0.00005434 DAI	\$0.00	\$0.00	-\$0.00	None
08/27/2021	0.00005508 DAI	\$0.00	\$0.00	None	-\$0.00
08/20/2021	0.00005506 DAI	\$0.00	\$0.00	None	-\$0.00
07/28/2021	0.00005499 DAI	\$0.00	\$0.00	None	-\$0.00
01/16/2021	0.00005442 DAI	\$0.00	\$0.00	-\$0.00	None
10/10/2021	0.00005522 DAI	\$0.00	\$0.00	None	-\$0.00
12/23/2020	0.00005435 DAI	\$0.00	\$0.00	-\$0.00	None
08/24/2021	0.00005508 DAI	\$0.00	\$0.00	None	-\$0.00
02/13/2022	0.00005559 DAI	\$0.00	\$0.00	None	-\$0.00
11/05/2021	0.00005529 DAI	\$0.00	\$0.00	None	-\$0.00
02/27/2021	0.00005455 DAI	\$0.00	\$0.00	-\$0.00	None
07/31/2021	0.000055 DAI	\$0.00	\$0.00	None	-\$0.00
03/20/2021	0.00005461 DAI	\$0.00	\$0.00	-\$0.00	None
12/03/2021	0.00005538 DAI	\$0.00	\$0.00	None	-\$0.00
04/06/2021	0.00005466 DAI	\$0.00	\$0.00	None	-\$0.00
04/19/2021	0.0000547 DAI	\$0.00	\$0.00	None	-\$0.00
01/09/2022	0.00005549 DAI	\$0.00	\$0.00	None	-\$0.00
08/04/2021	0.00005502 DAI	\$0.00	\$0.00	None	-\$0.00
01/14/2022	0.0000555 DAI	\$0.00	\$0.00	None	-\$0.00
12/17/2020	0.00005433 DAI	\$0.00	\$0.00	-\$0.00	None
07/06/2021	0.00005493 DAI	\$0.00	\$0.00	None	-\$0.00
02/06/2022	0.00005557 DAI	\$0.00	\$0.00	None	-\$0.00
09/04/2021	0.00005511 DAI	\$0.00	\$0.00	None	-\$0.00
03/30/2022	0.00000421 DAI	\$0.00	\$0.00	None	-\$0.00
10/20/2021	0.00005525 DAI	\$0.00	\$0.00	None	-\$0.00
02/10/2021	0.0000545 DAI	\$0.00	\$0.00	-\$0.00	None
07/10/2021	0.00005494 DAI	\$0.00	\$0.00	None	-\$0.00
03/23/2021	0.00005462 DAI	\$0.00	\$0.00	-\$0.00	None
02/17/2022	0.0000556 DAI	\$0.00	\$0.00	None	-\$0.00

01/26/2022	0.00005554 DAI	\$0.00	\$0.00	None	-\$0.00
04/18/2021	0.00005469 DAI	\$0.00	\$0.00	None	-\$0.00
03/14/2021	0.00005459 DAI	\$0.00	\$0.00	-\$0.00	None
11/15/2021	0.00005532 DAI	\$0.00	\$0.00	None	-\$0.00
11/19/2021	0.00005534 DAI	\$0.00	\$0.00	None	-\$0.00
10/05/2021	0.0000552 DAI	\$0.00	\$0.00	None	-\$0.00
04/27/2021	0.00005472 DAI	\$0.00	\$0.00	None	-\$0.00
09/10/2021	0.00005513 DAI	\$0.00	\$0.00	None	-\$0.00
06/05/2021	0.00005484 DAI	\$0.00	\$0.00	None	-\$0.00
10/26/2021	0.00005526 DAI	\$0.00	\$0.00	None	-\$0.00
04/11/2021	0.00005467 DAI	\$0.00	\$0.00	None	-\$0.00
03/08/2021	0.00005457 DAI	\$0.00	\$0.00	-\$0.00	None
03/07/2021	0.00005457 DAI	\$0.00	\$0.00	-\$0.00	None
04/01/2021	0.00005464 DAI	\$0.00	\$0.00	None	-\$0.00
10/09/2021	0.00005521 DAI	\$0.00	\$0.00	None	-\$0.00
12/23/2021	0.00005544 DAI	\$0.00	\$0.00	None	-\$0.00
05/16/2021	0.00005478 DAI	\$0.00	\$0.00	None	-\$0.00
06/12/2021	0.00005486 DAI	\$0.00	\$0.00	None	-\$0.00
12/21/2021	0.00005543 DAI	\$0.00	\$0.00	None	-\$0.00
01/04/2021	0.00005439 DAI	\$0.00	\$0.00	-\$0.00	None
04/21/2021	0.0000547 DAI	\$0.00	\$0.00	None	-\$0.00
02/07/2021	0.00005449 DAI	\$0.00	\$0.00	-\$0.00	None
07/26/2021	0.00005499 DAI	\$0.00	\$0.00	None	-\$0.00
12/18/2021	0.00005542 DAI	\$0.00	\$0.00	None	-\$0.00
01/11/2022	0.00005549 DAI	\$0.00	\$0.00	None	-\$0.00
08/25/2021	0.00005508 DAI	\$0.00	\$0.00	None	-\$0.00
09/21/2021	0.00005516 DAI	\$0.00	\$0.00	None	-\$0.00
07/21/2021	0.00005497 DAI	\$0.00	\$0.00	None	-\$0.00
12/08/2021	0.00005539 DAI	\$0.00	\$0.00	None	-\$0.00
06/30/2021	0.00005491 DAI	\$0.00	\$0.00	None	-\$0.00

08/07/2021	0.00005502 DAI	\$0.00	\$0.00	None	-\$0.00
09/13/2021	0.00005513 DAI	\$0.00	\$0.00	None	-\$0.00
06/27/2021	0.0000549 DAI	\$0.00	\$0.00	None	-\$0.00
08/21/2021	0.00005507 DAI	\$0.00	\$0.00	None	-\$0.00
11/25/2020	1.00102209 DAI	\$0.03	\$2.00	-\$1.97	None
07/13/2021	0.00005495 DAI	\$0.00	\$0.00	None	-\$0.00
02/04/2021	0.00005448 DAI	\$0.00	\$0.00	-\$0.00	None
12/04/2021	0.00005538 DAI	\$0.00	\$0.00	None	-\$0.00
05/18/2021	0.00005478 DAI	\$0.00	\$0.00	None	-\$0.00
07/23/2021	0.00005498 DAI	\$0.00	\$0.00	None	-\$0.00
05/24/2021	0.0000548 DAI	\$0.00	\$0.00	None	-\$0.00
06/25/2021	0.0000549 DAI	\$0.00	\$0.00	None	-\$0.00
05/03/2021	0.00005474 DAI	\$0.00	\$0.00	None	-\$0.00
05/25/2021	0.0000548 DAI	\$0.00	\$0.00	None	-\$0.00
01/18/2021	0.00005443 DAI	\$0.00	\$0.00	-\$0.00	None
12/10/2020	0.00005431 DAI	\$0.00	\$0.00	-\$0.00	None
11/27/2021	0.00005536 DAI	\$0.00	\$0.00	None	-\$0.00
06/26/2021	0.0000549 DAI	\$0.00	\$0.00	None	-\$0.00
05/10/2021	0.00005476 DAI	\$0.00	\$0.00	None	-\$0.00
08/12/2021	0.00005504 DAI	\$0.00	\$0.00	None	-\$0.00
02/18/2021	0.00005452 DAI	\$0.00	\$0.00	-\$0.00	None
07/30/2021	0.000055 DAI	\$0.00	\$0.00	None	-\$0.00
12/06/2021	0.00005539 DAI	\$0.00	\$0.00	None	-\$0.00
03/01/2021	0.00005455 DAI	\$0.00	\$0.00	-\$0.00	None
04/05/2021	0.00005466 DAI	\$0.00	\$0.00	None	-\$0.00
01/17/2021	0.00005443 DAI	\$0.00	\$0.00	-\$0.00	None
08/02/2021	0.00005501 DAI	\$0.00	\$0.00	None	-\$0.00
12/04/2020	0.00005431 DAI	\$0.00	\$0.00	-\$0.00	None
05/05/2021	0.00005475 DAI	\$0.00	\$0.00	None	-\$0.00

02/27/2022	0.00005563 DAI	\$0.00	\$0.00	None	-\$0.00
08/26/2021	0.00005508 DAI	\$0.00	\$0.00	None	-\$0.00
04/12/2021	0.00005468 DAI	\$0.00	\$0.00	None	-\$0.00
12/15/2021	0.00005541 DAI	\$0.00	\$0.00	None	-\$0.00
01/28/2022	0.00005554 DAI	\$0.00	\$0.00	None	-\$0.00
08/15/2021	0.00005505 DAI	\$0.00	\$0.00	None	-\$0.00
03/03/2022	0.00005565 DAI	\$0.00	\$0.00	None	-\$0.00
04/24/2021	0.00005471 DAI	\$0.00	\$0.00	None	-\$0.00
12/11/2020	0.00005432 DAI	\$0.00	\$0.00	-\$0.00	None
11/20/2021	0.00005534 DAI	\$0.00	\$0.00	None	-\$0.00
09/03/2021	0.00005511 DAI	\$0.00	\$0.00	None	-\$0.00
05/12/2021	0.00005477 DAI	\$0.00	\$0.00	None	-\$0.00
04/22/2021	0.00005471 DAI	\$0.00	\$0.00	None	-\$0.00
01/27/2021	0.00005445 DAI	\$0.00	\$0.00	-\$0.00	None
07/07/2021	0.00005493 DAI	\$0.00	\$0.00	None	-\$0.00
03/31/2022	0.00000421 DAI	\$0.00	\$0.00	None	-\$0.00
02/23/2022	0.00005562 DAI	\$0.00	\$0.00	None	-\$0.00
01/10/2021	0.0000544 DAI	\$0.00	\$0.00	-\$0.00	None
11/13/2021	0.00005532 DAI	\$0.00	\$0.00	None	-\$0.00
05/13/2021	0.00005477 DAI	\$0.00	\$0.00	None	-\$0.00
10/23/2021	0.00005526 DAI	\$0.00	\$0.00	None	-\$0.00
03/18/2022	0.00000421 DAI	\$0.00	\$0.00	None	-\$0.00
02/23/2021	0.00005453 DAI	\$0.00	\$0.00	-\$0.00	None
03/01/2022	0.00005563 DAI	\$0.00	\$0.00	None	-\$0.00
01/26/2021	0.00005445 DAI	\$0.00	\$0.00	-\$0.00	None
12/07/2020	0.00005431 DAI	\$0.00	\$0.00	-\$0.00	None
02/07/2022	0.00005557 DAI	\$0.00	\$0.00	None	-\$0.00
03/22/2022	0.00000421 DAI	\$0.00	\$0.00	None	-\$0.00
03/09/2022	0.00000421 DAI	\$0.00	\$0.00	None	-\$0.00
01/03/2022	0.00005547 DAI	\$0.00	\$0.00	None	-\$0.00

03/10/2022	0.00000421 DAI	\$0.00	\$0.00	None	-\$0.00
03/21/2021	0.00005461 DAI	\$0.00	\$0.00	-\$0.00	None
06/08/2021	0.00005485 DAI	\$0.00	\$0.00	None	-\$0.00
02/21/2021	0.00005453 DAI	\$0.00	\$0.00	-\$0.00	None
01/04/2022	0.00005547 DAI	\$0.00	\$0.00	None	-\$0.00
02/25/2022	0.00005562 DAI	\$0.00	\$0.00	None	-\$0.00
12/20/2020	0.00005434 DAI	\$0.00	\$0.00	-\$0.00	None
08/29/2021	0.00005509 DAI	\$0.00	\$0.00	None	-\$0.00
10/11/2021	0.00005522 DAI	\$0.00	\$0.00	None	-\$0.00
02/25/2021	0.00005454 DAI	\$0.00	\$0.00	-\$0.00	None
06/28/2021	0.00005491 DAI	\$0.00	\$0.00	None	-\$0.00
01/13/2021	0.00005441 DAI	\$0.00	\$0.00	-\$0.00	None
12/30/2020	0.00005437 DAI	\$0.00	\$0.00	-\$0.00	None
01/14/2021	0.00005442 DAI	\$0.00	\$0.00	-\$0.00	None
03/02/2021	0.00005456 DAI	\$0.00	\$0.00	-\$0.00	None
03/12/2022	0.00000421 DAI	\$0.00	\$0.00	None	-\$0.00
02/25/2022	0.00005562 DAI	\$0.00	\$0.00	None	-\$0.00
12/14/2020	0.00005432 DAI	\$0.00	\$0.00	-\$0.00	None
06/06/2021	0.00005484 DAI	\$0.00	\$0.00	None	-\$0.00
04/29/2021	0.00005473 DAI	\$0.00	\$0.00	None	-\$0.00
06/18/2021	0.00005488 DAI	\$0.00	\$0.00	None	-\$0.00
12/13/2021	0.00005541 DAI	\$0.00	\$0.00	None	-\$0.00
07/08/2021	0.00005494 DAI	\$0.00	\$0.00	None	-\$0.00
01/13/2022	0.0000555 DAI	\$0.00	\$0.00	None	-\$0.00
11/07/2021	0.0000553 DAI	\$0.00	\$0.00	None	-\$0.00
01/06/2022	0.00005548 DAI	\$0.00	\$0.00	None	-\$0.00
06/19/2021	0.00005488 DAI	\$0.00	\$0.00	None	-\$0.00
04/28/2021	0.00005472 DAI	\$0.00	\$0.00	None	-\$0.00
12/21/2020	0.00005434 DAI	\$0.00	\$0.00	-\$0.00	None
02/10/2021	0.00005442 DAI	\$0.00	\$0.00	-\$0.00	None

02/09/2021	0.00005449 DAI	\$0.00	\$0.00	-\$0.00	None
05/06/2021	0.00005475 DAI	\$0.00	\$0.00	None	-\$0.00
01/08/2022	0.00005548 DAI	\$0.00	\$0.00	None	-\$0.00
09/18/2021	0.00005515 DAI	\$0.00	\$0.00	None	-\$0.00
08/01/2021	0.00005501 DAI	\$0.00	\$0.00	None	-\$0.00
12/29/2020	0.00005437 DAI	\$0.00	\$0.00	-\$0.00	None
07/15/2021	0.00005496 DAI	\$0.00	\$0.00	None	-\$0.00
06/02/2021	0.00005483 DAI	\$0.00	\$0.00	None	-\$0.00
01/25/2021	0.00005445 DAI	\$0.00	\$0.00	-\$0.00	None
01/19/2022	0.00005552 DAI	\$0.00	\$0.00	None	-\$0.00
03/02/2022	0.00005564 DAI	\$0.00	\$0.00	None	-\$0.00
05/28/2021	0.00005481 DAI	\$0.00	\$0.00	None	-\$0.00
03/08/2022	0.00005566 DAI	\$0.00	\$0.00	None	-\$0.00
12/12/2020	0.00005432 DAI	\$0.00	\$0.00	-\$0.00	None
02/16/2021	0.00005451 DAI	\$0.00	\$0.00	-\$0.00	None
12/22/2020	0.00005435 DAI	\$0.00	\$0.00	-\$0.00	None
08/09/2021	0.00005503 DAI	\$0.00	\$0.00	None	-\$0.00
03/11/2022	0.00000421 DAI	\$0.00	\$0.00	None	-\$0.00
09/29/2021	0.00005518 DAI	\$0.00	\$0.00	None	-\$0.00
02/26/2022	0.00005562 DAI	\$0.00	\$0.00	None	-\$0.00
08/06/2021	0.00005502 DAI	\$0.00	\$0.00	None	-\$0.00
03/23/2022	0.00000421 DAI	\$0.00	\$0.00	None	-\$0.00
02/22/2022	0.00005562 DAI	\$0.00	\$0.00	None	-\$0.00
08/03/2021	0.00005501 DAI	\$0.00	\$0.00	None	-\$0.00
03/13/2022	0.00000421 DAI	\$0.00	\$0.00	None	-\$0.00
11/12/2021	0.00005532 DAI	\$0.00	\$0.00	None	-\$0.00
05/21/2021	0.00005479 DAI	\$0.00	\$0.00	None	-\$0.00
03/26/2021	0.00005463 DAI	\$0.00	\$0.00	-\$0.00	None
01/30/2022	0.00005555 DAI	\$0.00	\$0.00	None	-\$0.00
10/03/2021	0.0000552 DAI	\$0.00	\$0.00	None	-\$0.00

01/02/2022	0.00005547 DAI	\$0.00	\$0.00	None	-\$0.00
06/01/2021	0.00005483 DAI	\$0.00	\$0.00	None	-\$0.00
12/22/2021	0.00005544 DAI	\$0.00	\$0.00	None	-\$0.00
04/08/2021	0.00005467 DAI	\$0.00	\$0.00	None	-\$0.00
09/12/2021	0.00005513 DAI	\$0.00	\$0.00	None	-\$0.00
04/02/2021	0.00005465 DAI	\$0.00	\$0.00	None	-\$0.00
01/22/2021	0.00005444 DAI	\$0.00	\$0.00	-\$0.00	None
10/01/2021	0.00005519 DAI	\$0.00	\$0.00	None	-\$0.00
04/20/2021	0.0000547 DAI	\$0.00	\$0.00	None	-\$0.00
10/07/2021	0.00005521 DAI	\$0.00	\$0.00	None	-\$0.00
05/15/2021	0.00005477 DAI	\$0.00	\$0.00	None	-\$0.00
03/17/2022	0.00000421 DAI	\$0.00	\$0.00	None	-\$0.00
04/03/2021	0.00005465 DAI	\$0.00	\$0.00	None	-\$0.00
11/16/2021	0.00005533 DAI	\$0.00	\$0.00	None	-\$0.00
03/27/2022	0.00000421 DAI	\$0.00	\$0.00	None	-\$0.00
03/13/2021	0.00005459 DAI	\$0.00	\$0.00	-\$0.00	None
10/28/2021	0.00005527 DAI	\$0.00	\$0.00	None	-\$0.00
02/22/2022	0.00005562 DAI	\$0.00	\$0.00	None	-\$0.00
10/19/2021	0.00005524 DAI	\$0.00	\$0.00	None	-\$0.00
10/13/2021	0.00005523 DAI	\$0.00	\$0.00	None	-\$0.00
04/30/2021	0.00005473 DAI	\$0.00	\$0.00	None	-\$0.00
03/15/2022	0.00000421 DAI	\$0.00	\$0.00	None	-\$0.00
01/05/2021	0.00005439 DAI	\$0.00	\$0.00	-\$0.00	None
02/13/2021	0.0000545 DAI	\$0.00	\$0.00	-\$0.00	None
07/01/2021	0.00005491 DAI	\$0.00	\$0.00	None	-\$0.00
02/08/2022	0.00005558 DAI	\$0.00	\$0.00	None	-\$0.00
12/25/2020	0.00005436 DAI	\$0.00	\$0.00	-\$0.00	None
10/15/2021	0.00005523 DAI	\$0.00	\$0.00	None	-\$0.00
11/24/2021	0.00005535 DAI	\$0.00	\$0.00	None	-\$0.00
02/01/2022	0.00005556 DAI	\$0.00	\$0.00	None	-\$0.00

04/09/2021	0.00005467 DAI	\$0.00	\$0.00	None	-\$0.00
02/06/2021	0.00005448 DAI	\$0.00	\$0.00	-\$0.00	None
05/19/2021	0.00005479 DAI	\$0.00	\$0.00	None	-\$0.00
01/01/2022	0.00005546 DAI	\$0.00	\$0.00	None	-\$0.00
11/30/2021	0.00005537 DAI	\$0.00	\$0.00	None	-\$0.00
04/07/2021	0.00005466 DAI	\$0.00	\$0.00	None	-\$0.00
07/29/2021	0.000055 DAI	\$0.00	\$0.00	None	-\$0.00
12/07/2021	0.00005539 DAI	\$0.00	\$0.00	None	-\$0.00
06/10/2021	0.00005485 DAI	\$0.00	\$0.00	None	-\$0.00
04/17/2021	0.00005469 DAI	\$0.00	\$0.00	None	-\$0.00
04/16/2021	0.00005469 DAI	\$0.00	\$0.00	None	-\$0.00
10/08/2021	0.00005521 DAI	\$0.00	\$0.00	None	-\$0.00
09/22/2021	0.00005516 DAI	\$0.00	\$0.00	None	-\$0.00
01/02/2021	0.00005438 DAI	\$0.00	\$0.00	-\$0.00	None
03/31/2021	0.00005464 DAI	\$0.00	\$0.00	-\$0.00	None
12/16/2020	0.00005433 DAI	\$0.00	\$0.00	-\$0.00	None
08/16/2021	0.00005505 DAI	\$0.00	\$0.00	None	-\$0.00
09/28/2021	0.00005518 DAI	\$0.00	\$0.00	None	-\$0.00
10/18/2021	0.00005524 DAI	\$0.00	\$0.00	None	-\$0.00
11/21/2021	0.00005534 DAI	\$0.00	\$0.00	None	-\$0.00
01/21/2022	0.00005552 DAI	\$0.00	\$0.00	None	-\$0.00
03/14/2022	0.00000421 DAI	\$0.00	\$0.00	None	-\$0.00
03/26/2022	0.00000421 DAI	\$0.00	\$0.00	None	-\$0.00
10/02/2021	0.00005519 DAI	\$0.00	\$0.00	None	-\$0.00
03/04/2021	0.00005456 DAI	\$0.00	\$0.00	-\$0.00	None
08/07/2021	0.00005503 DAI	\$0.00	\$0.00	None	-\$0.00
05/11/2021	0.00005476 DAI	\$0.00	\$0.00	None	-\$0.00
12/24/2020	0.00005435 DAI	\$0.00	\$0.00	-\$0.00	None
05/23/2021	0.0000548 DAI	\$0.00	\$0.00	None	-\$0.00

06/14/2021	0.00005486 DAI	\$0.00	\$0.00	None	-\$0.00
06/17/2021	0.00005487 DAI	\$0.00	\$0.00	None	-\$0.00
01/16/2022	0.00005551 DAI	\$0.00	\$0.00	None	-\$0.00
01/29/2022	0.00005555 DAI	\$0.00	\$0.00	None	-\$0.00
05/30/2021	0.00005482 DAI	\$0.00	\$0.00	None	-\$0.00
06/11/2021	0.00005486 DAI	\$0.00	\$0.00	None	-\$0.00
05/31/2021	0.00005482 DAI	\$0.00	\$0.00	None	-\$0.00
12/02/2021	0.00005537 DAI	\$0.00	\$0.00	None	-\$0.00
05/17/2021	0.00005478 DAI	\$0.00	\$0.00	None	-\$0.00
06/15/2021	0.00005487 DAI	\$0.00	\$0.00	None	-\$0.00
03/17/2021	0.0000546 DAI	\$0.00	\$0.00	-\$0.00	None
09/06/2021	0.00005511 DAI	\$0.00	\$0.00	None	-\$0.00
02/15/2021	0.00005451 DAI	\$0.00	\$0.00	-\$0.00	None
12/31/2021	0.00005546 DAI	\$0.00	\$0.00	None	-\$0.00
03/19/2021	0.00005461 DAI	\$0.00	\$0.00	-\$0.00	None
02/28/2021	0.00005455 DAI	\$0.00	\$0.00	-\$0.00	None
06/21/2021	0.00005488 DAI	\$0.00	\$0.00	None	-\$0.00
01/05/2022	0.00005547 DAI	\$0.00	\$0.00	None	-\$0.00
08/18/2021	0.00005506 DAI	\$0.00	\$0.00	None	-\$0.00
03/06/2022	0.00005565 DAI	\$0.00	\$0.00	None	-\$0.00
01/12/2022	0.00005549 DAI	\$0.00	\$0.00	None	-\$0.00
11/10/2021	0.00005531 DAI	\$0.00	\$0.00	None	-\$0.00
02/08/2021	0.00005449 DAI	\$0.00	\$0.00	-\$0.00	None
10/17/2021	0.00005524 DAI	\$0.00	\$0.00	None	-\$0.00
12/05/2020	0.00005431 DAI	\$0.00	\$0.00	-\$0.00	None
02/11/2022	0.00005559 DAI	\$0.00	\$0.00	None	-\$0.00
11/17/2021	0.00005533 DAI	\$0.00	\$0.00	None	-\$0.00
11/14/2021	0.00005532 DAI	\$0.00	\$0.00	None	-\$0.00
05/07/2021	0.00005475 DAI	\$0.00	\$0.00	None	-\$0.00
09/26/2021	0.00005517 DAI	\$0.00	\$0.00	None	-\$0.00

10/31/2021	0.00005528 DAI	\$0.00	\$0.00	None	-\$0.00
01/24/2022	0.00005553 DAI	\$0.00	\$0.00	None	-\$0.00
08/14/2021	0.00005505 DAI	\$0.00	\$0.00	None	-\$0.00
10/25/2021	0.00005526 DAI	\$0.00	\$0.00	None	-\$0.00
11/22/2021	0.00005534 DAI	\$0.00	\$0.00	None	-\$0.00
01/15/2022	0.00005555 DAI	\$0.00	\$0.00	None	-\$0.00
11/29/2021	0.00005537 DAI	\$0.00	\$0.00	None	-\$0.00
10/16/2021	0.00005523 DAI	\$0.00	\$0.00	None	-\$0.00
10/27/2021	0.00005527 DAI	\$0.00	\$0.00	None	-\$0.00
08/28/2021	0.00005509 DAI	\$0.00	\$0.00	None	-\$0.00
12/06/2020	0.00005431 DAI	\$0.00	\$0.00	-\$0.00	None
09/05/2021	0.00005511 DAI	\$0.00	\$0.00	None	-\$0.00
12/09/2020	0.00005431 DAI	\$0.00	\$0.00	-\$0.00	None
02/03/2021	0.00005448 DAI	\$0.00	\$0.00	-\$0.00	None
09/25/2021	0.00005517 DAI	\$0.00	\$0.00	None	-\$0.00
08/17/2021	0.00005505 DAI	\$0.00	\$0.00	None	-\$0.00
09/11/2021	0.00005513 DAI	\$0.00	\$0.00	None	-\$0.00
10/24/2021	0.00005526 DAI	\$0.00	\$0.00	None	-\$0.00
03/30/2021	0.00005464 DAI	\$0.00	\$0.00	-\$0.00	None
03/29/2022	0.00000421 DAI	\$0.00	\$0.00	None	-\$0.00
01/15/2021	0.00005442 DAI	\$0.00	\$0.00	-\$0.00	None
07/24/2021	0.00005498 DAI	\$0.00	\$0.00	None	-\$0.00
04/04/2021	0.00005465 DAI	\$0.00	\$0.00	None	-\$0.00
01/31/2021	0.00005447 DAI	\$0.00	\$0.00	-\$0.00	None
01/19/2021	0.00005443 DAI	\$0.00	\$0.00	-\$0.00	None
03/10/2021	0.00005458 DAI	\$0.00	\$0.00	-\$0.00	None
07/03/2021	0.00005492 DAI	\$0.00	\$0.00	None	-\$0.00
01/01/2021	0.00005438 DAI	\$0.00	\$0.00	-\$0.00	None
03/06/2021	0.00005457 DAI	\$0.00	\$0.00	-\$0.00	None
10/10/2021	0.00005515 DAI	\$0.00	\$0.00


12/29/2021	0.00005545 DAI	\$0.00	\$0.00	None	-\$0.00
07/25/2021	0.00005499 DAI	\$0.00	\$0.00	None	-\$0.00
11/02/2021	0.00005528 DAI	\$0.00	\$0.00	None	-\$0.00
12/01/2021	0.00005537 DAI	\$0.00	\$0.00	None	-\$0.00
11/04/2021	0.00005529 DAI	\$0.00	\$0.00	None	-\$0.00
06/16/2021	0.00005487 DAI	\$0.00	\$0.00	None	-\$0.00
11/08/2021	0.0000553 DAI	\$0.00	\$0.00	None	-\$0.00
04/26/2021	0.00005472 DAI	\$0.00	\$0.00	None	-\$0.00
08/31/2021	0.0000551 DAI	\$0.00	\$0.00	None	-\$0.00
12/22/2021	0.00005543 DAI	\$0.00	\$0.00	None	-\$0.00
10/14/2021	0.00005523 DAI	\$0.00	\$0.00	None	-\$0.00
05/27/2021	0.00005481 DAI	\$0.00	\$0.00	None	-\$0.00
02/04/2022	0.00005556 DAI	\$0.00	\$0.00	None	-\$0.00
06/09/2021	0.00005485 DAI	\$0.00	\$0.00	None	-\$0.00
03/21/2022	0.00000421 DAI	\$0.00	\$0.00	None	-\$0.00
09/07/2021	0.00005512 DAI	\$0.00	\$0.00	None	-\$0.00
11/23/2021	0.00005535 DAI	\$0.00	\$0.00	None	-\$0.00
08/10/2021	0.00005503 DAI	\$0.00	\$0.00	None	-\$0.00
09/08/2021	0.00005512 DAI	\$0.00	\$0.00	None	-\$0.00
12/26/2020	0.00005436 DAI	\$0.00	\$0.00	-\$0.00	None
03/12/2021	0.00005459 DAI	\$0.00	\$0.00	-\$0.00	None
02/18/2022	0.00005561 DAI	\$0.00	\$0.00	None	-\$0.00
03/11/2021	0.00005458 DAI	\$0.00	\$0.00	-\$0.00	None
11/26/2021	0.00005536 DAI	\$0.00	\$0.00	None	-\$0.00
02/14/2021	0.00005451 DAI	\$0.00	\$0.00	-\$0.00	None
03/28/2021	0.00005463 DAI	\$0.00	\$0.00	-\$0.00	None
05/29/2021	0.00005482 DAI	\$0.00	\$0.00	None	-\$0.00
02/01/2021	0.00005447 DAI	\$0.00	\$0.00	-\$0.00	None
08/30/2021	0.00005509 DAI	\$0.00	\$0.00	None	-\$0.00
12/10/2021	0.0000554 DAI	\$0.00	\$0.00	None	-\$0.00

09/14/2021	0.00005514 DAI	\$0.00	\$0.00	None	-\$0.00
03/28/2022	0.00000421 DAI	\$0.00	\$0.00	None	-\$0.00
12/03/2020	0.00005431 DAI	\$0.00	\$0.00	-\$0.00	None
06/24/2021	0.00005489 DAI	\$0.00	\$0.00	None	-\$0.00
10/22/2021	0.00005525 DAI	\$0.00	\$0.00	None	-\$0.00
08/23/2021	0.00005507 DAI	\$0.00	\$0.00	None	-\$0.00
09/15/2021	0.00005514 DAI	\$0.00	\$0.00	None	-\$0.00
12/24/2021	0.00005544 DAI	\$0.00	\$0.00	None	-\$0.00
03/16/2021	0.0000546 DAI	\$0.00	\$0.00	-\$0.00	None
04/14/2021	0.00005468 DAI	\$0.00	\$0.00	None	-\$0.00
09/09/2021	0.00005512 DAI	\$0.00	\$0.00	None	-\$0.00
03/15/2021	0.00005459 DAI	\$0.00	\$0.00	-\$0.00	None
11/25/2021	0.00005535 DAI	\$0.00	\$0.00	None	-\$0.00
10/12/2021	0.00005522 DAI	\$0.00	\$0.00	None	-\$0.00
10/04/2021	0.0000552 DAI	\$0.00	\$0.00	None	-\$0.00
01/25/2022	0.00005553 DAI	\$0.00	\$0.00	None	-\$0.00
04/01/2022	0.00000421 DAI	\$0.00	\$0.00	None	-\$0.00
03/01/2022	0.00005564 DAI	\$0.00	\$0.00	None	-\$0.00
02/17/2021	0.00005452 DAI	\$0.00	\$0.00	-\$0.00	None
02/19/2021	0.00005452 DAI	\$0.00	\$0.00	-\$0.00	None
07/17/2021	0.00005496 DAI	\$0.00	\$0.00	None	-\$0.00
03/20/2022	0.00000421 DAI	\$0.00	\$0.00	None	-\$0.00
02/26/2021	0.00005454 DAI	\$0.00	\$0.00	-\$0.00	None
05/26/2021	0.00005481 DAI	\$0.00	\$0.00	None	-\$0.00
06/20/2021	0.00005488 DAI	\$0.00	\$0.00	None	-\$0.00
07/12/2021	0.00005495 DAI	\$0.00	\$0.00	None	-\$0.00
01/20/2022	0.00005552 DAI	\$0.00	\$0.00	None	-\$0.00
01/08/2021	0.0000544 DAI	\$0.00	\$0.00	-\$0.00	None
12/16/2021	0.00005542 DAI	\$0.00	\$0.00	None	-\$0.00
07/05/2021	0.00005493 DAI	\$0.00	\$0.00	None	-\$0.00

02/12/2021	0.0000545 DAI	\$0.00	\$0.00	-\$0.00	None
04/15/2021	0.00005469 DAI	\$0.00	\$0.00	None	-\$0.00
02/15/2022	0.0000556 DAI	\$0.00	\$0.00	None	-\$0.00
05/04/2021	0.00005474 DAI	\$0.00	\$0.00	None	-\$0.00
01/20/2021	0.00005443 DAI	\$0.00	\$0.00	-\$0.00	None
02/22/2021	0.00005453 DAI	\$0.00	\$0.00	-\$0.00	None
02/16/2022	0.0000556 DAI	\$0.00	\$0.00	None	-\$0.00
12/28/2021	0.00005545 DAI	\$0.00	\$0.00	None	-\$0.00
03/24/2021	0.00005462 DAI	\$0.00	\$0.00	-\$0.00	None
12/11/2021	0.0000554 DAI	\$0.00	\$0.00	None	-\$0.00
12/30/2021	0.00005546 DAI	\$0.00	\$0.00	None	-\$0.00
09/23/2021	0.00005517 DAI	\$0.00	\$0.00	None	-\$0.00
03/24/2022	0.00000421 DAI	\$0.00	\$0.00	None	-\$0.00
08/11/2021	0.00005503 DAI	\$0.00	\$0.00	None	-\$0.00
03/05/2021	0.00005456 DAI	\$0.00	\$0.00	-\$0.00	None
12/28/2021	0.00005545 DAI	\$0.00	\$0.00	None	-\$0.00
08/08/2021	0.00005503 DAI	\$0.00	\$0.00	None	-\$0.00
07/14/2021	0.00005495 DAI	\$0.00	\$0.00	None	-\$0.00
09/19/2021	0.00005515 DAI	\$0.00	\$0.00	None	-\$0.00
02/12/2022	0.00005559 DAI	\$0.00	\$0.00	None	-\$0.00
07/19/2021	0.00005497 DAI	\$0.00	\$0.00	None	-\$0.00
03/25/2022	0.00000421 DAI	\$0.00	\$0.00	None	-\$0.00
12/25/2021	0.00005544 DAI	\$0.00	\$0.00	None	-\$0.00
04/13/2021	0.00005468 DAI	\$0.00	\$0.00	None	-\$0.00
12/17/2021	0.00005542 DAI	\$0.00	\$0.00	None	-\$0.00
09/02/2021	0.0000551 DAI	\$0.00	\$0.00	None	-\$0.00
12/19/2020	0.00005434 DAI	\$0.00	\$0.00	-\$0.00	None
06/07/2021	0.00005484 DAI	\$0.00	\$0.00	None	-\$0.00
06/23/2021	0.00005489 DAI	\$0.00	\$0.00	None	-\$0.00


02/23/2022	0.00005561 DAI	\$0.00	\$0.00	None	-\$0.00
11/28/2021	0.00005536 DAI	\$0.00	\$0.00	None	-\$0.00
10/30/2021	0.00005528 DAI	\$0.00	\$0.00	None	-\$0.00
01/18/2022	0.00005551 DAI	\$0.00	\$0.00	None	-\$0.00
08/13/2021	0.00005504 DAI	\$0.00	\$0.00	None	-\$0.00
07/09/2021	0.00005494 DAI	\$0.00	\$0.00	None	-\$0.00
03/04/2022	0.00005565 DAI	\$0.00	\$0.00	None	-\$0.00
02/14/2022	0.00005559 DAI	\$0.00	\$0.00	None	-\$0.00
05/22/2021	0.0000548 DAI	\$0.00	\$0.00	None	-\$0.00
09/30/2021	0.00005519 DAI	\$0.00	\$0.00	None	-\$0.00
03/05/2022	0.00005565 DAI	\$0.00	\$0.00	None	-\$0.00
11/09/2021	0.00005531 DAI	\$0.00	\$0.00	None	-\$0.00
05/02/2021	0.00005474 DAI	\$0.00	\$0.00	None	-\$0.00
01/03/2021	0.00005438 DAI	\$0.00	\$0.00	-\$0.00	None
12/08/2020	0.00005431 DAI	\$0.00	\$0.00	-\$0.00	None
07/04/2021	0.00005492 DAI	\$0.00	\$0.00	None	-\$0.00
07/02/2021	0.00005492 DAI	\$0.00	\$0.00	None	-\$0.00
03/29/2021	0.00005464 DAI	\$0.00	\$0.00	-\$0.00	None
02/11/2021	0.0000545 DAI	\$0.00	\$0.00	-\$0.00	None
01/31/2022	0.00005555 DAI	\$0.00	\$0.00	None	-\$0.00
01/24/2021	0.00005445 DAI	\$0.00	\$0.00	-\$0.00	None
06/04/2021	0.00005483 DAI	\$0.00	\$0.00	None	-\$0.00
12/14/2021	0.00005541 DAI	\$0.00	\$0.00	None	-\$0.00
02/09/2022	0.00005558 DAI	\$0.00	\$0.00	None	-\$0.00
01/23/2022	0.00005553 DAI	\$0.00	\$0.00	None	-\$0.00
01/12/2021	0.00005441 DAI	\$0.00	\$0.00	-\$0.00	None
02/10/2022	0.00005558 DAI	\$0.00	\$0.00	None	-\$0.00
05/01/2021	0.00005473 DAI	\$0.00	\$0.00	None	-\$0.00
05/08/2021	0.00005475 DAI	\$0.00	\$0.00	None	-\$0.00
07/27/2021	0.00005499 DAI	\$0.00	\$0.00	None	-\$0.00

01/11/2021	0.00005441 DAI	\$0.00	\$0.00	-\$0.00	None
03/09/2021	0.00005458 DAI	\$0.00	\$0.00	-\$0.00	None
07/22/2021	0.00005498 DAI	\$0.00	\$0.00	None	-\$0.00
05/20/2021	0.00005479 DAI	\$0.00	\$0.00	None	-\$0.00
02/02/2022	0.00005556 DAI	\$0.00	\$0.00	None	-\$0.00
01/17/2022	0.00005551 DAI	\$0.00	\$0.00	None	-\$0.00
11/06/2021	0.00005553 DAI	\$0.00	\$0.00	None	-\$0.00
02/24/2021	0.00005454 DAI	\$0.00	\$0.00	-\$0.00	None
04/10/2021	0.00005467 DAI	\$0.00	\$0.00	None	-\$0.00
11/18/2021	0.00005533 DAI	\$0.00	\$0.00	None	-\$0.00
01/28/2021	0.00005446 DAI	\$0.00	\$0.00	-\$0.00	None
12/26/2021	0.00005544 DAI	\$0.00	\$0.00	None	-\$0.00

Date Sold	Event	Amount	Proceeds	Cost Basis	Long Term	Short Term	Total Gains/Losses
04/02/2022	 Sold COMP	0.00657074	\$0.06	\$3.00	None	-\$2.94	-\$2.94


Date Acquired (Tax Lots)


08/06/2021	0.00657074 COMP	\$0.06	\$3.00	None	-\$2.94
------------	-----------------	--------	--------	------	---------




Date Sold	Event	Amount	Proceeds	Cost Basis	Long Term	Short Term	Total Gains/Losses
04/02/2022	 Sold UPI	632.08010625	\$40.43	\$44.95	None	-\$4.52	-\$4.52


Date Acquired (Tax Lots)


03/17/2022	416.6155479 UPI	\$26.65	\$25.06	None	\$1.59
03/04/2022	215.46455835 UPI	\$13.78	\$19.89	None	-\$6.11

Date Sold	Event	Amount	Proceeds	Cost Basis	Long Term	Short Term	Total Gains/Losses
04/19/2022	 Sold SPELL	154643.17171816	\$610.85	\$780.30	None	-\$169.45	-\$169.45
Date Acquired (Tax Lots)							
04/03/2022	50107.21520167 SPELL	\$197.93	\$301.36	None	-\$103.43		
03/27/2022	11161.48230809 SPELL	\$44.09	\$50.00	None	-\$5.91		
03/30/2022	10687.05688559 SPELL	\$42.21	\$49.97	None	-\$7.76		
04/03/2022	32671.64179104 SPELL	\$129.05	\$200.00	None	-\$70.95		
03/17/2022	13227.91126238 SPELL	\$52.25	\$49.29	None	\$2.96		
03/17/2022	36787.86426939 SPELL	\$145.31	\$129.68	None	\$15.64		

Date Sold	Event	Amount	Proceeds	Cost Basis	Long Term	Short Term	Total Gains/Losses
04/20/2022	 Sold MDT	365.91418921	\$19.19	\$54.60	None	-\$35.41	-\$35.41
Date Acquired (Tax Lots)							
12/25/2021	365.91418921 MDT	\$19.19	\$54.60	None	-\$35.41		
Date Acquired (Tax Lots)							
01/03/2022	11.67998638 RBN	\$11.06	\$50.00	None	-\$38.94		


Date Sold	Event	Amount	Proceeds	Cost Basis	Long Term	Short Term	Total Gains/Losses
04/20/2022	 Sold NCT	261.98638601	\$8.02	\$10.00	None	-\$1.98	-\$1.98
Date Acquired (Tax Lots)							
03/07/2022		261.98638601 NCT	\$8.02	\$10.00	None	-\$1.98	
Date Sold	Event	Amount	Proceeds	Cost Basis	Long Term	Short Term	Total Gains/Losses
07/05/2022	 Converted from JASMY	4805.95012864	\$48.08	\$50.00	None	-\$1.92	-\$1.92
Date Acquired (Tax Lots)							
05/12/2022		4805.95012864 JASMY	\$48.08	\$50.00	None	-\$1.92	
Date Sold	Event	Amount	Proceeds	Cost Basis	Long Term	Short Term	Total Gains/Losses
07/05/2022	 Converted from GRT	2.82774286	\$0.28	\$2.00	None	-\$1.72	-\$1.72
Date Acquired (Tax Lots)							
12/26/2021		1.3608219364496156 GRT	\$0.14	\$1.00	None	-\$0.86	
08/06/2021		1.4669209235503844 GRT	\$0.15	\$1.00	None	-\$0.85	

Date Sold	Event	Amount	Proceeds	Cost Basis	Long Term	Short Term	Total Gains/Losses
07/31/2022	 Sold SPELL	186768.25868798	\$197.01	\$257.12	None	-\$60.11	-\$60.11
Date Acquired (Tax Lots)							
07/20/2022	5802.67525762 SPELL		\$6.12	\$7.12	None	-\$0.99	
05/27/2022	77221.89054726 SPELL		\$81.46	\$100.00	None	-\$18.54	
05/12/2022	103743.6928831 SPELL		\$109.43	\$150.00	None	-\$40.57	
Date Acquired (Tax Lots)							
07/20/2022	116522.59062802 SPELL		\$123.94	\$142.88	None	-\$18.95	
07/25/2022	53659.62914006 SPELL		\$57.07	\$57.30	None	-\$0.23	
Date Acquired (Tax Lots)							
08/17/2022	 Sold SPELL	105000	\$164.85	\$162.04	None	\$2.81	\$2.81
Date Acquired (Tax Lots)							
08/13/2022	73169.54672268 SPELL		\$114.88	\$112.04	None	\$2.83	
08/13/2022	31830.45327732 SPELL		\$49.97	\$50.00	None	-\$0.03	

Date Sold	Event	Amount	Proceeds	Cost Basis	Long Term	Short Term	Total Gains/Losses
11/04/2022	 Converted from NCT	1657.77771807	\$14.75	\$20.00	None	-\$5.25	-\$5.25


Date Acquired (Tax Lots)

09/26/2022	1657.77771807 NCT	\$14.75	\$20.00	None	-\$5.25
------------	-------------------	---------	---------	------	---------

Date Sold	Event	Amount	Proceeds	Cost Basis	Long Term	Short Term	Total Gains/Losses
11/04/2022	 Converted from TONE	1210.64301552	\$38.12	\$49.86	None	-\$11.74	-\$11.74

Date Acquired (Tax Lots)


10/28/2022	1210.64301552 TONE	\$38.12	\$49.86	None	-\$11.74
------------	--------------------	---------	---------	------	----------

Date Sold	Event	Amount	Proceeds	Cost Basis	Long Term	Short Term	Total Gains/Losses
11/16/2022	 Converted from JASMY	17265.15151515	\$68.28	\$214.34	None	-\$146.06	-\$146.06

Date Acquired (Tax Lots)

08/17/2022	13290.84666668 JASMY	\$52.57	\$164.34	None	-\$111.78
------------	----------------------	---------	----------	------	-----------

08/17/2022	3974.30484847 JASMY	\$15.72	\$50.00	None	-\$34.28
------------	---------------------	---------	---------	------	----------

Date Sold	Event	Amount	Proceeds	Cost Basis	Long Term	Short Term	Total Gains/Losses
12/22/2022	 Sold SPELL	667887.96050133	\$344.78	\$696.54	None	-\$351.76	-\$351.76
Date Acquired (Tax Lots)							
07/05/2022	283.8626546 SPELL		\$0.15	\$0.28	None	-\$0.14	
07/05/2022	48020.30104065 SPELL		\$24.79	\$48.08	None	-\$23.29	
07/03/2022	101693.38725672 SPELL		\$52.50	\$100.00	None	-\$47.50	
11/04/2022	36884.99639684 SPELL		\$19.04	\$38.12	None	-\$19.08	
08/13/2022	57441.87090435 SPELL		\$29.65	\$87.96	None	-\$58.31	
11/04/2022	46847.06286163 SPELL		\$24.18	\$50.00	None	-\$25.82	
07/17/2022	97286.19550905 SPELL		\$50.22	\$100.00	None	-\$49.78	
07/04/2022	100007.6286615 SPELL		\$51.63	\$100.00	None	-\$48.37	
06/21/2022	70705.41200667 SPELL		\$36.50	\$60.10	None	-\$23.60	
06/13/2022	22083.82547694 SPELL		\$11.40	\$20.00	None	-\$8.60	
07/25/2022	72334.71332607 SPELL		\$37.34	\$77.24	None	-\$39.90	
11/04/2022	14298.70440631 SPELL		\$7.38	\$14.75	None	-\$7.37	