

Gain / Loss report

Sirajudeen Sulthan Shariff | 4ddcd553-dd45-5c57-bfa4-c51ee9880118 | sirajudeen.shariff@gmail.com

About report

This report includes all taxable activity on Coinbase with realized gains or losses. For US customers, Sells and Converts are taxable events that realize gains. This report does not include taxable events like Staking or Coinbase Earn that result in income. Note that this report is provided for informational purposes only, and you are responsible for confirming the accuracy and completeness of the information set forth in the report. For final tax obligations, please consult your tax advisor.

Summary

Cost Basis Method: **HIFO**

Data source	Long-term	Short-term	Total gains/losses
Coinbase	None	-\$1,215.62	-\$1,215.62
! Not Available	None	\$1,627.76	\$1,627.76
Total	None	\$412.14	\$412.14

Report legend

Short-term

The tax you pay on capital gains or losses depends on how long you hold the asset you hold an asset for 1 year or less, you pay the short term capital gains tax rate.

Long-term

The tax you pay on capital gains or losses depends on how long you hold the asset you hold an asset for 1 year and 1 day, or longer, you pay the long term capital gain rate.

Proceeds

The amount of money you received when you sold your cryptocurrency. If you receive USD in exchange for your cryptocurrency then the cash you received is your proceeds. If you exchanged one cryptocurrency for another it will be the dollar value of the crypto you received.

Some data not available

Why?

When you transfer crypto to Coinbase and you acquired it elsewhere, Coinbase does not have a record of the asset's original cost basis and/or date acquired. For these transactions, we indicate that these data points are not available with !.

How to treat these transactions

We estimate your gains/losses for these transactions by assuming \$0 cost basis at the date of the transaction. Before filing your taxes, work with your tax professional or follow our guide to prepare these data points to accurately report your gains or losses.

Section 1

Data source: Coinbase

These are taxable transactions incurring realized gains or losses where Coinbase all relevant data points.

Date Sold	Event	Amount	Proceeds	Cost Basis	Long Term	Short Term	Total Gains/Loss
12/20/2022	 Sold LTC	1.01092735	\$65.61	\$78.90	None	-\$13.28	-\$13

Date Acquired (Tax Lots)

12/06/2022	0.35755465 LTC	\$23.21	\$27.91	None	-\$4.70
12/06/2022	0.6533727 LTC	\$42.41	\$50.99	None	-\$8.59

Date Sold	Event	Amount	Proceeds	Cost Basis	Long Term	Short Term	Total Gains/Loss
12/20/2022	 Sold LTC	0.01226825	\$0.80	\$0.96	None	-\$0.16	-\$0





Date Acquired (Tax Lots)

12/06/2022	0.01226825 LTC	\$0.80	\$0.96	None	-\$0.16
------------	----------------	--------	--------	------	---------

Date Sold	Event	Amount	Proceeds	Cost Basis	Long Term	Short Term	Total Gains/Loss
12/20/2022	 Sold LTC	0.10681699	\$6.93	\$8.34	None	-\$1.40	-\$1

Date Acquired (Tax Lots)

12/06/2022	0.10681699 LTC	\$6.93	\$8.34	None	-\$1.40
------------	----------------	--------	--------	------	---------

Date Sold	Event	Amount	Proceeds	Cost Basis	Long Term	Short Term	Total Gains/Loss
12/20/2022	 Sold LTC	0.41157303	\$26.71	\$32.12	None	-\$5.41	-\$5
Date Acquired (Tax Lots)							
	12/06/2022	0.41157303 LTC	\$26.71	\$32.12	None	-\$5.41	
Date Sold	Event	Amount	Proceeds	Cost Basis	Long Term	Short Term	Total Gains/Loss
12/20/2022	 Sold LTC	0.10735647	\$6.97	\$8.38	None	-\$1.41	-\$1
Date Acquired (Tax Lots)							
	12/06/2022	0.10735647 LTC	\$6.97	\$8.38	None	-\$1.41	
Date Sold	Event	Amount	Proceeds	Cost Basis	Long Term	Short Term	Total Gains/Loss
12/20/2022	 Sold LTC	0.36005002	\$23.37	\$28.10	None	-\$4.73	-\$4
Date Acquired (Tax Lots)							
	12/06/2022	0.36005002 LTC	\$23.37	\$28.10	None	-\$4.73	
Date Sold	Event	Amount	Proceeds	Cost Basis	Long Term	Short Term	Total Gains/Loss
12/20/2022	 Sold LTC	0.73156688	\$47.48	\$57.10	None	-\$9.61	-\$9
Date Acquired (Tax Lots)							
	12/06/2022	0.73156688 LTC	\$47.48	\$57.10	None	-\$9.61	

Date Sold	Event	Amount	Proceeds	Cost Basis	Long Term	Short Term	Total Gains/Loss
-----------	-------	--------	----------	------------	-----------	------------	------------------

12/20/2022	 Sold LTC	0.41365169	\$26.85	\$32.28	None	-\$5.44	-\$5
------------	--	------------	---------	---------	------	---------	------

Date Acquired (Tax Lots)

12/06/2022	0.41365169 LTC	\$26.85	\$32.28	None	-\$5.44		
------------	----------------	---------	---------	------	---------	--	--


Date Sold	Event	Amount	Proceeds	Cost Basis	Long Term	Short Term	Total Gains/Loss
-----------	-------	--------	----------	------------	-----------	------------	------------------

12/20/2022	 Sold LTC	31.45189253	\$2,041.39	\$2,453.86	None	-\$412.47	-\$412
------------	--	-------------	------------	------------	------	-----------	--------

Date Acquired (Tax Lots)




12/06/2022	4.1580133 LTC	\$269.88	\$324.23	None	-\$54.36		
12/06/2022	4.04785778 LTC	\$262.73	\$315.92	None	-\$53.19		
12/06/2022	5.22557262 LTC	\$339.17	\$407.83	None	-\$68.67		
12/06/2022	10 LTC	\$649.05	\$780.46	None	-\$131.41		
12/06/2022	8.02044883 LTC	\$520.57	\$625.42	None	-\$104.85		

Date Sold	Event	Amount	Proceeds	Cost Basis	Long Term	Short Term	Total Gains/Loss
-----------	-------	--------	----------	------------	-----------	------------	------------------

12/20/2022	 Sold LTC	9.47893177	\$615.23	\$739.15	None	-\$123.92	-\$123
------------	--	------------	----------	----------	------	-----------	--------

Date Acquired (Tax Lots)

12/06/2022	9.47893177 LTC	\$615.23	\$739.15	None	-\$123.92		
------------	----------------	----------	----------	------	-----------	--	--

Date Sold	Event	Amount	Proceeds	Cost Basis	Long Term	Short Term	Total Gains/Loss
12/20/2022	 Sold LTC	9.26864189	\$601.58	\$722.75	None	-\$121.17	-\$121
Date Acquired (Tax Lots)							
	12/06/2022	9.26864189 LTC	\$601.58	\$722.75	None	-\$121.17	
Date Sold	Event	Amount	Proceeds	Cost Basis	Long Term	Short Term	Total Gains/Loss
12/20/2022	 Sold LTC	28.36010989	\$1,840.71	\$2,211.35	None	-\$370.63	-\$370
Date Acquired (Tax Lots)							
	12/06/2022	0.00647099 LTC	\$0.42	\$0.50	None	-\$0.08	
	12/06/2022	2.5 LTC	\$162.26	\$194.92	None	-\$32.66	
	12/06/2022	8.96778792 LTC	\$582.05	\$699.20	None	-\$117.14	
	12/06/2022	8.68997504 LTC	\$564.02	\$677.63	None	-\$113.60	
	12/06/2022	8.19587594 LTC	\$531.95	\$639.10	None	-\$107.14	
Date Sold	Event	Amount	Proceeds	Cost Basis	Long Term	Short Term	Total Gains/Loss
12/20/2022	 Sold LTC	11.1749904	\$725.31	\$871.29	None	-\$145.98	-\$145
Date Acquired (Tax Lots)							
	12/06/2022	11.1749904 LTC	\$725.31	\$871.29	None	-\$145.98	

Section 2

Data source: Not available

These are taxable transactions incurring realized gains or losses where the cost basis is unavailable.

! For these transactions Coinbase does not have a cost basis on record. We estimate your gains/losses for these transactions by assuming \$0 cost basis and treating your date received as date acquired.

Date Sold	Event	Amount	Proceeds	Cost Basis	Long Term	Short Term	Total Gains/Losses
12/05/2022	 Sold LTC	61	\$5,057.94	\$4,741.84	None	\$316.10	\$316.10

Date Acquired (Tax Lots)

! 11/30/2022

\$5,057.94

\$4,741.84

None

\$316.10

Date Sold

Event

Amount

Proceeds

Cost Basis

Long Term

Short Term

Total Gains/Losses

12/05/2022

 Sold LTC

17.30503365

\$1,443.53

\$1,345.21

None

\$98.32

\$98.32

Date Acquired (Tax Lots)

! 11/30/2022

\$1,443.53

\$1,345.21

None

\$98.32

Date Sold

Event

Amount

Proceeds

Cost Basis

Long Term

Short Term

Total Gains/Losses

12/05/2022

 Sold LTC

20.00471703

\$1,668.72

\$1,555.07

None

\$113.66

\$113.66

Date Acquired (Tax Lots)







! 11/30/2022

\$1,668.72

\$1,555.07


None

\$113.66

Date Sold	Event	Amount	Proceeds	Cost Basis	Long Term	Short Term	Total Gains/Loss
12/05/2022	 Sold LTC	22.69024932	\$1,892.74	\$1,763.83	None	\$128.91	\$128.91
Date Acquired (Tax Lots)							
	 11/30/2022	22.69024932 LTC	\$1,892.74	\$1,763.83	None	\$128.91	\$128.91
Date Sold	Event	Amount	Proceeds	Cost Basis	Long Term	Short Term	Total Gains/Loss
12/05/2022	 Sold LTC	61.17868646	\$5,098.42	\$4,755.73	None	\$342.70	\$342.70
Date Acquired (Tax Lots)							
	 11/30/2022	61.17868646 LTC	\$5,098.42	\$4,755.73	None	\$342.70	\$342.70
Date Sold	Event	Amount	Proceeds	Cost Basis	Long Term	Short Term	Total Gains/Loss
12/05/2022	 Sold LTC	11.45150033	\$954.33	\$890.18	None	\$64.15	\$64.15
Date Acquired (Tax Lots)							
	 11/30/2022	11.45150033 LTC	\$954.33	\$890.18	None	\$64.15	\$64.15

Date Sold	Event	Amount	Proceeds	Cost Basis	Long Term	Short Term	Total Gains/Loss
12/05/2022	 Sold LTC	100.67284127	\$8,389.73	\$7,825.80	None	\$563.93	\$563

Date Acquired (Tax Lots)

 11/30/2022	100.67284127 LTC	\$8,389.73	\$7,825.80	None	\$563.93
--	------------------	------------	------------	------	----------