

Gain / Loss report

Sabarish Reddy Duvvuru | c6616e47-33ed-5612-9e23-3946c2db6cf3 | srd4020@gmail.com

About report

This report includes all taxable activity on Coinbase with realized gains or losses. For US customers, Sells and Converts are taxable events that realize gains. This report does not include taxable events like Staking or Coinbase Earn that result in income. Note that this report is provided for informational purposes only, and you are responsible for confirming the accuracy and completeness of the information set forth in the report. For final tax obligations, please consult your tax advisor.

Summary

Cost Basis Method: **HIFO**

Data source	Long-term	Short-term	Total gains/losses
Coinbase	None	-\$2,159.13	-\$2,159.13
Total	None	-\$2,159.13	-\$2,159.13

Report legend

Short-term

The tax you pay on capital gains or losses depends on how long you hold the asset. If you hold an asset for 1 year or less, you pay the short term capital gains tax rate.

Long-term




The tax you pay on capital gains or losses depends on how long you hold the asset. If you hold an asset for 1 year and 1 day, or longer, you pay the long term capital gains tax rate.


Proceeds

The amount of money you received when you sold your cryptocurrency. If you received USD in exchange for your cryptocurrency then the cash you received is your proceeds. If you exchanged one cryptocurrency for another it will be the dollar value of the crypto you received.

Data source: Coinbase


These are taxable transactions incurring realized gains or losses where Coinbase all relevant data points.

Date Sold	Event	Amount	Proceeds	Cost Basis	Long Term	Short Term	Total Gains/Losses
05/13/2022	 Sold WLUNA	4321004.3869127	\$207.74	\$200.00	None	\$7.74	\$7.74
Date Acquired (Tax Lots)							
05/13/2022	131792.8265011 WLUNA		\$6.34	\$100.00	None	-\$93.66	
05/13/2022	4189211.5604116 WLUNA		\$201.40	\$100.00	None	\$101.40	
Date Sold	Event	Amount	Proceeds	Cost Basis	Long Term	Short Term	Total Gains/Losses
05/13/2022	 Converted from GRT	12.07729468	\$1.81	\$1.99	None	-\$0.18	-\$0.18
Date Acquired (Tax Lots)							
05/13/2022	12.07729468 GRT		\$1.81	\$1.99	None	-\$0.18	
Date Sold	Event	Amount	Proceeds	Cost Basis	Long Term	Short Term	Total Gains/Losses
05/13/2022	 Converted from AMP	69.01311249	\$0.95	\$0.99	None	-\$0.04	-\$0.04
Date Acquired (Tax Lots)							
05/13/2022	69.01311249 AMP		\$0.95	\$0.99	None	-\$0.04	

Date Sold	Event	Amount	Proceeds	Cost Basis	Long Term	Short Term	Total Gains/Losses
05/14/2022	 Converted from KEEP	12.18971072	\$2.55	\$2.76	None	-\$0.21	-\$0.21


Date Acquired (Tax Lots)

05/13/2022	7.99076211 KEEP	\$1.67	\$1.81	None	-\$0.14
05/13/2022	4.19894861 KEEP	\$0.88	\$0.95	None	-\$0.07

Date Sold	Event	Amount	Proceeds	Cost Basis	Long Term	Short Term	Total Gains/Losses
05/14/2022	 Sold SHIB	17266109.7115878	\$210.45	\$202.55	None	\$7.90	\$7.90


Date Acquired (Tax Lots)

05/14/2022	213412.61438312 SHIB	\$2.60	\$2.55	None	\$0.06
05/14/2022	17052697.09720468 SHIB	\$207.85	\$200.00	None	\$7.85

Date Sold	Event	Amount	Proceeds	Cost Basis	Long Term	Short Term	Total Gains/Losses
05/14/2022	 Sold WLUNA	899072.53906928	\$221.05	\$210.45	None	\$10.60	\$10.60


Date Acquired (Tax Lots)

05/14/2022	899072.53906928 WLUNA	\$221.05	\$210.45	None	\$10.60
------------	-----------------------	----------	----------	------	---------

Date Sold	Event	Amount	Proceeds	Cost Basis	Long Term	Short Term	Total Gains/Losses
05/14/2022	 Sold AMP	16439.62177156	\$222.13	\$221.05	None	\$1.08	\$1.08


Date Acquired (Tax Lots)

05/13/2022	1.3733609E-9 AMP	\$0.00	\$0.00	None	-\$0.00		
05/14/2022	16439.6217715586266391 AMP	\$222.13	\$221.05	None	\$1.08		

Date Sold	Event	Amount	Proceeds	Cost Basis	Long Term	Short Term	Total Gains/Losses
05/14/2022	 Sold WLUNA	27082.524	\$9.29	\$9.22	None	\$0.07	\$0.07


Date Acquired (Tax Lots)

05/14/2022	27082.524 WLUNA	\$9.29	\$9.22	None	\$0.07		
------------	-----------------	--------	--------	------	--------	--	--

Date Sold	Event	Amount	Proceeds	Cost Basis	Long Term	Short Term	Total Gains/Losses
05/14/2022	 Sold WLUNA	91163.531	\$31.26	\$31.03	None	\$0.22	\$0.22


Date Acquired (Tax Lots)

05/14/2022	91163.531 WLUNA	\$31.26	\$31.03	None	\$0.22		
------------	-----------------	---------	---------	------	--------	--	--

Date Sold	Event	Amount	Proceeds	Cost Basis	Long Term	Short Term	Total Gains/losses
05/14/2022	 Sold WLUNA	281430.872	\$96.49	\$95.80	None	\$0.69	\$0.69


Date Acquired (Tax Lots)

05/14/2022	281430.872 WLUNA	\$96.49	\$95.80	None	\$0.69
------------	------------------	---------	---------	------	--------

Date Sold	Event	Amount	Proceeds	Cost Basis	Long Term	Short Term	Total Gains/losses
05/14/2022	 Sold WLUNA	138483.141	\$47.48	\$47.14	None	\$0.34	\$0.34


Date Acquired (Tax Lots)

05/14/2022	138483.141 WLUNA	\$47.48	\$47.14	None	\$0.34
------------	------------------	---------	---------	------	--------

Date Sold	Event	Amount	Proceeds	Cost Basis	Long Term	Short Term	Total Gains/losses
05/14/2022	 Sold WLUNA	114388.943	\$39.22	\$38.94	None	\$0.28	\$0.28


Date Acquired (Tax Lots)

05/14/2022	114388.943 WLUNA	\$39.22	\$38.94	None	\$0.28
------------	------------------	---------	---------	------	--------

Date Sold	Event	Amount	Proceeds	Cost Basis	Long Term	Short Term	Total Gains/Losses
05/14/2022	 Sold WLUNA	678149.40195855	\$228.12	\$223.73	None	\$4.39	\$4.39


Date Acquired (Tax Lots)

05/14/2022	0.00031319 WLUNA	\$0.00	\$0.00	None	-\$0.00
05/14/2022	678149.40164536 WLUNA	\$228.12	\$223.73	None	\$4.39

Date Sold	Event	Amount	Proceeds	Cost Basis	Long Term	Short Term	Total Gains/Losses
05/15/2022	 Converted from SHIB	18774613.28592766	\$231.58	\$228.12	None	\$3.46	\$3.46


Date Acquired (Tax Lots)

05/14/2022	18774613.28592766 SHIB	\$231.58	\$228.12	None	\$3.46
------------	------------------------	----------	----------	------	--------

Date Sold	Event	Amount	Proceeds	Cost Basis	Long Term	Short Term	Total Gains/Losses
05/15/2022	 Sold CLV	1593.76364435	\$232.13	\$231.58	None	\$0.55	\$0.55


Date Acquired (Tax Lots)

05/15/2022	1593.76364435 CLV	\$232.13	\$231.58	None	\$0.55
------------	-------------------	----------	----------	------	--------

Date Sold	Event	Amount	Proceeds	Cost Basis	Long Term	Short Term	Total Gains/losses
05/21/2022	 Sold WLUNA	1070191.32369019	\$118.22	\$200.00	None	-\$81.78	-\$81.78


Date Acquired (Tax Lots)

05/18/2022	1070191.32369019 WLUNA	\$118.22	\$200.00	None	-\$81.78
------------	------------------------	----------	----------	------	----------

Date Sold	Event	Amount	Proceeds	Cost Basis	Long Term	Short Term	Total Gains/losses
05/21/2022	 Sold DOGE	7297.08515548	\$617.15	\$618.22	None	-\$1.07	-\$1.07


Date Acquired (Tax Lots)

05/21/2022	7297.08515548 DOGE	\$617.15	\$618.22	None	-\$1.07
------------	--------------------	----------	----------	------	---------

Date Sold	Event	Amount	Proceeds	Cost Basis	Long Term	Short Term	Total Gains/losses
05/21/2022	 Sold WLUNA	6020051.76786922	\$617.03	\$617.15	None	-\$0.12	-\$0.12


Date Acquired (Tax Lots)

05/21/2022	6020051.76786922 WLUNA	\$617.03	\$617.15	None	-\$0.12
------------	------------------------	----------	----------	------	---------

Date Sold	Event	Amount	Proceeds	Cost Basis	Long Term	Short Term	Total Gains/Losses
05/22/2022	 Sold SPELL	741475.02580338	\$1,077.92	\$1,117.03	None	-\$39.11	-\$39.11


Date Acquired (Tax Lots)

05/21/2022	347910.79567199 SPELL	\$505.78	\$500.00	None	\$5.78
05/21/2022	393564.23013139 SPELL	\$572.14	\$617.03	None	-\$44.89

Date Sold	Event	Amount	Proceeds	Cost Basis	Long Term	Short Term	Total Gains/Losses
06/02/2022	 Sold LOOM	909.52913677	\$51.49	\$50.00	None	\$1.49	\$1.49


Date Acquired (Tax Lots)

06/01/2022	909.52913677 LOOM	\$51.49	\$50.00	None	\$1.49
------------	-------------------	---------	---------	------	--------

Date Sold	Event	Amount	Proceeds	Cost Basis	Long Term	Short Term	Total Gains/Losses
06/03/2022	 Sold FET	575.15888764	\$88.19	\$100.00	None	-\$11.81	-\$11.81


Date Acquired (Tax Lots)

06/01/2022	575.15888764 FET	\$88.19	\$100.00	None	-\$11.81
------------	------------------	---------	----------	------	----------

Date Sold	Event	Amount	Proceeds	Cost Basis	Long Term	Short Term	Total Gains/Losses
06/03/2022	 Sold TRU	1018.32290491	\$85.41	\$100.00	None	-\$14.59	-\$14.59


Date Acquired (Tax Lots)

06/01/2022	1018.32290491 TRU	\$85.41	\$100.00	None	-\$14.59
------------	-------------------	---------	----------	------	----------

Date Sold	Event	Amount	Proceeds	Cost Basis	Long Term	Short Term	Total Gains/Losses
06/05/2022	 Sold ERN	1.62016463	\$2.99	\$3.00	None	-\$0.01	-\$0.01


Date Acquired (Tax Lots)

06/04/2022	0.540540531507977 ERN	\$1.00	\$1.00	None	-\$0.00
06/04/2022	0.5390835579514825 ERN	\$0.99	\$1.00	None	-\$0.01
06/04/2022	0.5405405405405405 ERN	\$1.00	\$1.00	None	-\$0.00

Date Sold	Event	Amount	Proceeds	Cost Basis	Long Term	Short Term	Total Gains/Losses
06/05/2022	 Sold AIOZ	21427.99853714	\$1,891.24	\$1,786.08	None	\$105.16	\$105.16


Date Acquired (Tax Lots)

06/05/2022	21.32969537 AIOZ	\$1.88	\$1.97	None	-\$0.09
06/03/2022	619.51427867 AIOZ	\$54.68	\$51.49	None	\$3.19
06/01/2022	1141.08357297 AIOZ	\$100.71	\$100.00	None	\$0.71
06/05/2022	11 AIOZ	\$0.97	\$1.02	None	-\$0.05
06/01/2022	2432.82365678 AIOZ	\$214.72	\$200.00	None	\$14.72
06/01/2022	7511.80219692 AIOZ	\$662.99	\$650.00	None	\$12.99
06/03/2022	7533.93679176 AIOZ	\$664.95	\$608.00	None	\$56.95
06/03/2022	2156.50834467 AIOZ	\$190.33	\$173.60	None	\$16.73

Date Sold	Event	Amount	Proceeds	Cost Basis	Long Term	Short Term	Total Gains/Losses
06/05/2022	 Sold CRPT	474.48648085	\$102.03	\$100.00	None	\$2.03	\$2.03

Date Acquired (Tax Lots)


06/05/2022	474.48648085 CRPT	\$102.03	\$100.00	None	\$2.03
------------	-------------------	----------	----------	------	--------

Date Sold	Event	Amount	Proceeds	Cost Basis	Long Term	Short Term	Total Gains/Losses
06/05/2022	 Sold USDC	893.27	\$893.27	\$893.27	None	\$0.00	\$0.00

Date Acquired (Tax Lots)


06/05/2022	893.27 USDC	\$893.27	\$893.27	None	\$0.00
------------	-------------	----------	----------	------	--------

Date Sold	Event	Amount	Proceeds	Cost Basis	Long Term	Short Term	Total Gains/Losses
06/05/2022	 Converted from ETH	0.48863042	\$888.25	\$893.27	None	-\$5.02	-\$5.02
Date Acquired (Tax Lots)							
06/05/2022		0.48863042 ETH	\$888.25	\$893.27	None	-\$5.02	
Date Sold	Event	Amount	Proceeds	Cost Basis	Long Term	Short Term	Total Gains/Losses
06/05/2022	 Sold ADA	1511.926873	\$854.10	\$888.25	None	-\$34.15	-\$34.15
Date Acquired (Tax Lots)							
06/05/2022		1511.926873 ADA	\$854.10	\$888.25	None	-\$34.15	
Date Sold	Event	Amount	Proceeds	Cost Basis	Long Term	Short Term	Total Gains/Losses
06/09/2022	 Sold VGX	356.02932537	\$293.51	\$318.45	None	-\$24.94	-\$24.94
Date Acquired (Tax Lots)							
06/05/2022		356.02932537 VGX	\$293.51	\$318.45	None	-\$24.94	
Date Sold	Event	Amount	Proceeds	Cost Basis	Long Term	Short Term	Total Gains/Losses
06/09/2022	 Sold VGX	598.85915359	\$481.83	\$535.65	None	-\$53.82	-\$53.82
Date Acquired (Tax Lots)							
06/05/2022		598.85915359 VGX	\$481.83	\$535.65	None	-\$53.82	

Date Sold	Event	Amount	Proceeds	Cost Basis	Long Term	Short Term	Total Gains/Losses
06/11/2022	 Sold AIOZ	38265.28181102	\$2,696.92	\$3,175.34	None	-\$478.42	-\$478.42


Date Acquired (Tax Lots)

06/09/2022	28928.70815415 AIOZ	\$2,038.88	\$2,400.00	None	-\$361.12
06/09/2022	3510.2133563 AIOZ	\$247.40	\$293.51	None	-\$46.11
06/09/2022	5826.36030057 AIOZ	\$410.64	\$481.83	None	-\$71.19

Date Sold	Event	Amount	Proceeds	Cost Basis	Long Term	Short Term	Total Gains/Losses
06/12/2022	 Converted from MATIC	4766.72246229	\$2,505.63	\$2,696.92	None	-\$191.29	-\$191.29

Date Acquired (Tax Lots)


06/11/2022	4766.72246229 MATIC	\$2,505.63	\$2,696.92	None	-\$191.29
------------	---------------------	------------	------------	------	-----------

Date Sold	Event	Amount	Proceeds	Cost Basis	Long Term	Short Term	Total Gains/Losses
06/12/2022	 Sold OP	3427.58249549	\$2,431.64	\$2,505.63	None	-\$73.99	-\$73.99

Date Acquired (Tax Lots)


06/12/2022	3427.58249549 OP	\$2,431.64	\$2,505.63	None	-\$73.99
------------	------------------	------------	------------	------	----------

Date Sold	Event	Amount	Proceeds	Cost Basis	Long Term	Short Term	Total Gains/Losses
06/13/2022	 Sold AIOZ	34957.36996509	\$1,902.91	\$2,431.64	None	-\$528.73	-\$528.73
Date Acquired (Tax Lots)							
06/12/2022	34957.36996509 AIOZ		\$1,902.91	\$2,431.64	None	-\$528.73	
Date Sold	Event	Amount	Proceeds	Cost Basis	Long Term	Short Term	Total Gains/Losses
06/14/2022	 Sold SYN	3458.42339398	\$2,025.53	\$1,902.91	None	\$122.62	\$122.62
Date Acquired (Tax Lots)							
06/13/2022	3458.42339398 SYN		\$2,025.53	\$1,902.91	None	\$122.62	
Date Sold	Event	Amount	Proceeds	Cost Basis	Long Term	Short Term	Total Gains/Losses
06/15/2022	 Sold MATIC	4881.3204744	\$2,078.82	\$2,025.53	None	\$53.29	\$53.29
Date Acquired (Tax Lots)							
06/14/2022	4881.3204744 MATIC		\$2,078.82	\$2,025.53	None	\$53.29	
Date Sold	Event	Amount	Proceeds	Cost Basis	Long Term	Short Term	Total Gains/Losses
06/16/2022	 Sold SYN	100	\$64.12	\$60.40	None	\$3.72	\$3.72
Date Acquired (Tax Lots)							
06/15/2022	100 SYN		\$64.12	\$60.40	None	\$3.72	

Date Sold	Event	Amount	Proceeds	Cost Basis	Long Term	Short Term	Total Gains/Losses
06/16/2022	 Sold WCFG	4643.25355904	\$1,077.46	\$1,074.39	None	\$3.07	\$3.07


Date Acquired (Tax Lots)

06/16/2022	3643.25355904 WCFG	\$845.41	\$843.63	None	\$1.78
06/15/2022	1000 WCFG	\$232.05	\$230.76	None	\$1.29

Date Sold	Event	Amount	Proceeds	Cost Basis	Long Term	Short Term	Total Gains/Losses
06/16/2022	 Sold INDEX	100	\$341.42	\$380.83	None	-\$39.41	-\$39.41


Date Acquired (Tax Lots)

06/16/2022	100 INDEX	\$341.42	\$380.83	None	-\$39.41
------------	-----------	----------	----------	------	----------

Date Sold	Event	Amount	Proceeds	Cost Basis	Long Term	Short Term	Total Gains/Losses
06/16/2022	 Sold FOX	1000	\$72.44	\$81.20	None	-\$8.76	-\$8.76


Date Acquired (Tax Lots)

06/15/2022	900 FOX	\$65.20	\$73.08	None	-\$7.88
06/15/2022	100 FOX	\$7.24	\$8.12	None	-\$0.88

Date Sold	Event	Amount	Proceeds	Cost Basis	Long Term	Short Term	Total Gains/Losses
06/19/2022	 Sold CTX	138.039	\$808.42	\$740.89	None	\$67.53	\$67.53


Date Acquired (Tax Lots)

06/16/2022	38.039 CTX	\$222.77	\$194.77	None	\$28.00
06/15/2022	20 CTX	\$117.13	\$104.72	None	\$12.41
06/15/2022	80 CTX	\$468.52	\$441.40	None	\$27.12

Date Sold	Event	Amount	Proceeds	Cost Basis	Long Term	Short Term	Total Gains/Losses
06/19/2022	 Sold CTX	1.658	\$9.71	\$8.49	None	\$1.22	\$1.22


Date Acquired (Tax Lots)

06/16/2022	1.658 CTX	\$9.71	\$8.49	None	\$1.22
------------	-----------	--------	--------	------	--------

Date Sold	Event	Amount	Proceeds	Cost Basis	Long Term	Short Term	Total Gains/Losses
06/19/2022	 Sold CTX	2.626	\$15.38	\$13.45	None	\$1.93	\$1.93


Date Acquired (Tax Lots)

06/16/2022	2.626 CTX	\$15.38	\$13.45	None	\$1.93
------------	-----------	---------	---------	------	--------

Date Sold	Event	Amount	Proceeds	Cost Basis	Long Term	Short Term	Total Gains/Losses
06/19/2022	 Sold CTX	252.494	\$1,478.73	\$1,274.61	None	\$204.12	\$204.12


Date Acquired (Tax Lots)

06/16/2022	168.10270676 CTX	\$984.49	\$860.75	None	\$123.74
06/16/2022	84.39129324 CTX	\$494.24	\$413.86	None	\$80.38

Date Sold	Event	Amount	Proceeds	Cost Basis	Long Term	Short Term	Total Gains/Losses
06/19/2022	 Sold GRT	40.97837646	\$3.89	\$4.00	None	-\$0.11	-\$0.11


Date Acquired (Tax Lots)


06/17/2022	10.2406554019457245 GRT	\$0.97	\$1.00	None	-\$0.03
06/17/2022	10.2406554019457245 GRT	\$0.97	\$1.00	None	-\$0.03
06/17/2022	10.2564102481724883 GRT	\$0.97	\$1.00	None	-\$0.03
05/13/2022	5.9903382E-9 GRT	\$0.00	\$0.00	None	-\$0.00
06/17/2022	10.2406554019457245 GRT	\$0.97	\$1.00	None	-\$0.03


Date Sold	Event	Amount	Proceeds	Cost Basis	Long Term	Short Term	Total Gains/Losses
06/19/2022	 Sold WAMPL	0.75093867	\$2.55	\$3.00	None	-\$0.45	-\$0.45


Date Acquired (Tax Lots)

06/17/2022	0.2503128911138924 WAMPL	\$0.85	\$1.00	None	-\$0.15
06/17/2022	0.250312887722152 WAMPL	\$0.85	\$1.00	None	-\$0.15
06/17/2022	0.2503128911138924 WAMPL	\$0.85	\$1.00	None	-\$0.15

Date Sold	Event	Amount	Proceeds	Cost Basis	Long Term	Short Term	Total Gains/Losses
06/19/2022	 Sold CTX	40.356	\$218.26	\$208.66	None	\$9.59	\$9.59
Date Acquired (Tax Lots)							
06/19/2022		13.452 CTX	\$72.75	\$69.55	None	\$3.20	
06/19/2022		13.17 CTX	\$71.23	\$68.10	None	\$3.13	
06/19/2022		13.734 CTX	\$74.28	\$71.01	None	\$3.26	


Date Sold	Event	Amount	Proceeds	Cost Basis	Long Term	Short Term	Total Gains/Losses
06/19/2022	 Sold CTX	51.883	\$280.60	\$268.27	None	\$12.33	\$12.33
Date Acquired (Tax Lots)							
06/19/2022		51.883 CTX	\$280.60	\$268.27	None	\$12.33	

Date Sold	Event	Amount	Proceeds	Cost Basis	Long Term	Short Term	Total Gains/Losses
06/19/2022	 Sold CTX	5.129	\$27.74	\$26.52	None	\$1.22	\$1.22
Date Acquired (Tax Lots)							
06/19/2022		5.129 CTX	\$27.74	\$26.52	None	\$1.22	

Date Sold	Event	Amount	Proceeds	Cost Basis	Long Term	Short Term	Total Gains/Losses
06/19/2022	 Sold CTX	3	\$16.22	\$15.51	None	\$0.71	\$0.71


Date Acquired (Tax Lots)

06/19/2022	3 CTX	\$16.22	\$15.51	None	\$0.71
------------	-------	---------	---------	------	--------

Date Sold	Event	Amount	Proceeds	Cost Basis	Long Term	Short Term	Total Gains/Losses
06/19/2022	 Sold CTX	1.163	\$6.29	\$6.01	None	\$0.28	\$0.28


Date Acquired (Tax Lots)

06/19/2022	1.163 CTX	\$6.29	\$6.01	None	\$0.28
------------	-----------	--------	--------	------	--------

Date Sold	Event	Amount	Proceeds	Cost Basis	Long Term	Short Term	Total Gains/Losses
06/19/2022	 Sold CTX	7	\$37.86	\$36.19	None	\$1.66	\$1.66


Date Acquired (Tax Lots)

06/19/2022	7 CTX	\$37.86	\$36.19	None	\$1.66
------------	-------	---------	---------	------	--------

Date Sold	Event	Amount	Proceeds	Cost Basis	Long Term	Short Term	Total Gains/Losses
06/19/2022	 Sold CTX	338.996	\$1,833.39	\$1,752.81	None	\$80.57	\$80.57


Date Acquired (Tax Lots)

06/19/2022	338.996 CTX	\$1,833.39	\$1,752.81	None	\$80.57
------------	-------------	------------	------------	------	---------

Date Sold	Event	Amount	Proceeds	Cost Basis	Long Term	Short Term	Total Gains/Losses
06/19/2022	 Sold CTX	438.385	\$2,274.85	\$2,425.05	None	-\$150.20	-\$150.20


Date Acquired (Tax Lots)

06/19/2022	245.6477028937486194 CTX	\$1,274.71	\$1,356.70	None	-\$81.99
06/19/2022	100.189 CTX	\$519.90	\$555.35	None	-\$35.46
06/19/2022	92.371 CTX	\$479.33	\$512.02	None	-\$32.69
06/19/2022	0.1772971062513806 CTX	\$0.92	\$0.98	None	-\$0.06

Date Sold	Event	Amount	Proceeds	Cost Basis	Long Term	Short Term	Total Gains/Losses
06/19/2022	 Sold CTX	7.738	\$39.37	\$40.96	None	-\$1.59	-\$1.59


Date Acquired (Tax Lots)

06/19/2022	7.7377028937486194 CTX	\$39.36	\$40.96	None	-\$1.59
06/19/2022	0.0002971062513806 CTX	\$0.00	\$0.00	None	-\$0.00

Date Sold	Event	Amount	Proceeds	Cost Basis	Long Term	Short Term	Total Gains/Losses
06/19/2022	 Sold CTX	1.679	\$8.54	\$8.89	None	-\$0.35	-\$0.35


Date Acquired (Tax Lots)

06/19/2022	1.679 CTX	\$8.54	\$8.89	None	-\$0.35
------------	-----------	--------	--------	------	---------

Date Sold	Event	Amount	Proceeds	Cost Basis	Long Term	Short Term	Total Gains/Losses
06/19/2022	 Sold CTX	16.516	\$84.02	\$87.42	None	-\$3.40	-\$3.40


Date Acquired (Tax Lots)

06/19/2022	7.0467028937486194 CTX	\$35.85	\$37.30	None	-\$1.45
06/19/2022	9.4692971062513806 CTX	\$48.17	\$50.12	None	-\$1.95

Date Sold	Event	Amount	Proceeds	Cost Basis	Long Term	Short Term	Total Gains/Losses
06/19/2022	 Sold CTX	21.009	\$106.67	\$111.20	None	-\$4.54	-\$4.54


Date Acquired (Tax Lots)

06/19/2022	18.6127028937486194 CTX	\$94.50	\$98.52	None	-\$4.02
06/19/2022	2.3962971062513806 CTX	\$12.17	\$12.68	None	-\$0.52

Date Sold	Event	Amount	Proceeds	Cost Basis	Long Term	Short Term	Total Gains/Losses
06/19/2022	 Sold CTX	356.504	\$1,909.64	\$1,887.05	None	\$22.59	\$22.59


Date Acquired (Tax Lots)

06/19/2022	36.3917028937486194 CTX	\$194.93	\$192.63	None	\$2.31
06/19/2022	96.42 CTX	\$516.48	\$510.37	None	\$6.11
06/19/2022	28.7642971062513806 CTX	\$154.08	\$152.26	None	\$1.82
06/19/2022	189.792 CTX	\$1,016.64	\$1,004.61	None	\$12.03
06/19/2022	4.721 CTX	\$25.29	\$24.99	None	\$0.30
06/19/2022	0.037 CTX	\$0.20	\$0.20	None	\$0.00
06/19/2022	0.378 CTX	\$2.02	\$2.00	None	\$0.02

Date Sold	Event	Amount	Proceeds	Cost Basis	Long Term	Short Term	Total Gains/Losses
06/21/2022	 Sold CTX	427.6	\$2,094.27	\$2,287.56	None	-\$193.29	-\$193.29


Date Acquired (Tax Lots)

06/19/2022	0.276 CTX	\$1.35	\$1.46	None	-\$0.11
06/19/2022	1.595 CTX	\$7.81	\$8.54	None	-\$0.73
06/19/2022	24.8112971062513806 CTX	\$121.52	\$131.33	None	-\$9.81
06/19/2022	1.7 CTX	\$8.33	\$9.10	None	-\$0.77
06/19/2022	0.3397028937486194 CTX	\$1.66	\$1.79	None	-\$0.13
06/19/2022	97.744 CTX	\$478.72	\$523.26	None	-\$44.53
06/19/2022	12.329 CTX	\$60.38	\$66.00	None	-\$5.62
06/19/2022	1.756 CTX	\$8.60	\$9.40	None	-\$0.80
06/19/2022	224.86 CTX	\$1,101.30	\$1,203.75	None	-\$102.45
06/19/2022	1.8 CTX	\$8.82	\$9.64	None	-\$0.82
06/19/2022	3.665 CTX	\$17.95	\$19.62	None	-\$1.67
06/19/2022	9.72 CTX	\$47.61	\$52.03	None	-\$4.43
06/19/2022	46.548 CTX	\$227.98	\$249.19	None	-\$21.21
06/19/2022	0.456 CTX	\$2.23	\$2.44	None	-\$0.21

Date Sold	Event	Amount	Proceeds	Cost Basis	Long Term	Short Term	Total Gains/Losses
06/21/2022	 Sold SHIB	24984000	\$287.91	\$287.53	None	\$0.38	\$0.38


Date Acquired (Tax Lots)

06/21/2022	24984000 SHIB	\$287.91	\$287.53	None	\$0.38
------------	---------------	----------	----------	------	--------

Date Sold	Event	Amount	Proceeds	Cost Basis	Long Term	Short Term	Total Gains/Losses
06/21/2022	 Sold SHIB	24984000	\$287.91	\$287.53	None	\$0.38	\$0.38


Date Acquired (Tax Lots)

06/21/2022	24984000 SHIB	\$287.91	\$287.53	None	\$0.38
------------	---------------	----------	----------	------	--------

Date Sold	Event	Amount	Proceeds	Cost Basis	Long Term	Short Term	Total Gains/Losses
06/21/2022	 Sold SHIB	50076000	\$577.06	\$576.31	None	\$0.75	\$0.75


Date Acquired (Tax Lots)

06/21/2022	50076000 SHIB	\$577.06	\$576.31	None	\$0.75
------------	---------------	----------	----------	------	--------

Date Sold	Event	Amount	Proceeds	Cost Basis	Long Term	Short Term	Total Gains/Losses
06/21/2022	 Sold SHIB	700000	\$8.07	\$8.06	None	\$0.01	\$0.01


Date Acquired (Tax Lots)

06/21/2022	700000 SHIB	\$8.07	\$8.06	None	\$0.01
------------	-------------	--------	--------	------	--------

Date Sold	Event	Amount	Proceeds	Cost Basis	Long Term	Short Term	Total Gains/Losses
06/21/2022	 Sold SHIB	80953989	\$932.89	\$931.68	None	\$1.22	\$1.22


Date Acquired (Tax Lots)

06/21/2022	80953989 SHIB	\$932.89	\$931.68	None	\$1.22
------------	---------------	----------	----------	------	--------

Date Sold	Event	Amount	Proceeds	Cost Basis	Long Term	Short Term	Total Gains/Losses
06/21/2022	 Sold SOL	6.477	\$240.34	\$244.14	None	-\$3.80	-\$3.80


Date Acquired (Tax Lots)

06/21/2022	3.743 SOL	\$138.89	\$141.09	None	-\$2.20
06/21/2022	0.28 SOL	\$10.39	\$10.55	None	-\$0.16
06/21/2022	2.454 SOL	\$91.06	\$92.50	None	-\$1.44

Date Sold	Event	Amount	Proceeds	Cost Basis	Long Term	Short Term	Total Gains/Losses
06/21/2022	 Sold SOL	17.321	\$642.73	\$652.90	None	-\$10.17	-\$10.17


Date Acquired (Tax Lots)

06/21/2022	17.321 SOL	\$642.73	\$652.90	None	-\$10.17
------------	------------	----------	----------	------	----------

Date Sold	Event	Amount	Proceeds	Cost Basis	Long Term	Short Term	Total Gains/Losses
06/21/2022	 Sold SOL	31.75	\$1,178.15	\$1,196.78	None	-\$18.64	-\$18.64


Date Acquired (Tax Lots)

06/21/2022	31.75 SOL	\$1,178.15	\$1,196.78	None	-\$18.64
------------	-----------	------------	------------	------	----------

Date Sold	Event	Amount	Proceeds	Cost Basis	Long Term	Short Term	Total Gains/Losses
06/21/2022	 Sold SHIB	190382633	\$2,011.11	\$2,061.27	None	-\$50.16	-\$50.16


Date Acquired (Tax Lots)

06/21/2022	190382633 SHIB	\$2,011.11	\$2,061.27	None	-\$50.16
------------	----------------	------------	------------	------	----------

Date Sold	Event	Amount	Proceeds	Cost Basis	Long Term	Short Term	Total Gains/Losses
06/22/2022	 Sold BTRST	766	\$1,666.47	\$2,011.17	None	-\$344.70	-\$344.70


Date Acquired (Tax Lots)

06/21/2022	71.8 BTRST	\$156.20	\$188.51	None	-\$32.31
06/21/2022	9.4 BTRST	\$20.45	\$24.68	None	-\$4.23
06/21/2022	2.04 BTRST	\$4.44	\$5.36	None	-\$0.92
06/21/2022	168.06 BTRST	\$365.62	\$441.25	None	-\$75.63
06/21/2022	9.4 BTRST	\$20.45	\$24.68	None	-\$4.23
06/21/2022	229.12 BTRST	\$498.46	\$601.57	None	-\$103.10
06/21/2022	0.56 BTRST	\$1.22	\$1.47	None	-\$0.25
06/21/2022	9.4 BTRST	\$20.45	\$24.68	None	-\$4.23
06/21/2022	4.34 BTRST	\$9.44	\$11.39	None	-\$1.95
06/21/2022	9.4 BTRST	\$20.45	\$24.68	None	-\$4.23
06/21/2022	0.75 BTRST	\$1.63	\$1.97	None	-\$0.34
06/21/2022	245.71 BTRST	\$534.55	\$645.12	None	-\$110.57
06/21/2022	6.02 BTRST	\$13.10	\$15.81	None	-\$2.71

Date Sold	Event	Amount	Proceeds	Cost Basis	Long Term	Short Term	Total Gains/Losses
06/22/2022	 Sold BTRST	101.08	\$209.22	\$203.58	None	\$5.64	\$5.64


Date Acquired (Tax Lots)

06/22/2022	101.08 BTRST	\$209.22	\$203.58	None	\$5.64
------------	--------------	----------	----------	------	--------

Date Sold	Event	Amount	Proceeds	Cost Basis	Long Term	Short Term	Total Gains/Losses
06/22/2022	 Sold BTRST	376.57	\$779.43	\$758.42	None	\$21.01	\$21.01


Date Acquired (Tax Lots)

06/22/2022	376.57 BTRST	\$779.43	\$758.42	None	\$21.01
------------	--------------	----------	----------	------	---------

Date Sold	Event	Amount	Proceeds	Cost Basis	Long Term	Short Term	Total Gains/Losses
06/22/2022	 Sold BTRST	323.19	\$678.94	\$650.91	None	\$28.02	\$28.02


Date Acquired (Tax Lots)

06/22/2022	323.19 BTRST	\$678.94	\$650.91	None	\$28.02
------------	--------------	----------	----------	------	---------

Date Sold	Event	Amount	Proceeds	Cost Basis	Long Term	Short Term	Total Gains/Losses
06/22/2022	 Sold BTRST	1.08	\$2.27	\$2.18	None	\$0.09	\$0.09


Date Acquired (Tax Lots)

06/22/2022	1.08 BTRST	\$2.27	\$2.18	None	\$0.09
------------	------------	--------	--------	------	--------

Date Sold	Event	Amount	Proceeds	Cost Basis	Long Term	Short Term	Total Gains/Losses
06/22/2022	 Sold BTRST	25.78	\$54.16	\$51.92	None	\$2.24	\$2.24


Date Acquired (Tax Lots)

06/22/2022	25.78 BTRST	\$54.16	\$51.92	None	\$2.24
------------	-------------	---------	---------	------	--------

Date Sold	Event	Amount	Proceeds	Cost Basis	Long Term	Short Term	Total Gains/Losses
06/22/2022	 Sold BTRST	676.04	\$1,453.90	\$1,390.02	None	\$63.87	\$63.87


Date Acquired (Tax Lots)

06/22/2022	28.42 BTRST	\$61.12	\$58.44	None	\$2.69
06/22/2022	93.88 BTRST	\$201.90	\$193.03	None	\$8.87
06/22/2022	553.74 BTRST	\$1,190.88	\$1,138.56	None	\$52.32

Date Sold	Event	Amount	Proceeds	Cost Basis	Long Term	Short Term	Total Gains/Losses
06/22/2022	 Sold BTRST	113.32	\$243.71	\$233.00	None	\$10.71	\$10.71


Date Acquired (Tax Lots)

06/22/2022	113.32 BTRST	\$243.71	\$233.00	None	\$10.71
------------	--------------	----------	----------	------	---------

Date Sold	Event	Amount	Proceeds	Cost Basis	Long Term	Short Term	Total Gains/Losses
06/22/2022	 Sold BTRST	0.84	\$1.81	\$1.73	None	\$0.08	\$0.08


Date Acquired (Tax Lots)

06/22/2022	0.84 BTRST	\$1.81	\$1.73	None	\$0.08
------------	------------	--------	--------	------	--------

Date Sold	Event	Amount	Proceeds	Cost Basis	Long Term	Short Term	Total Gains/Losses
06/22/2022	 Sold BTRST	0.73	\$1.57	\$1.50	None	\$0.07	\$0.07


Date Acquired (Tax Lots)

06/22/2022	0.73 BTRST	\$1.57	\$1.50	None	\$0.07
------------	------------	--------	--------	------	--------

Date Sold	Event	Amount	Proceeds	Cost Basis	Long Term	Short Term	Total Gains/Losses
06/22/2022	 Sold BTRST	0.74	\$1.59	\$1.52	None	\$0.07	\$0.07


Date Acquired (Tax Lots)

06/22/2022	0.74 BTRST	\$1.59	\$1.52	None	\$0.07
------------	------------	--------	--------	------	--------

Date Sold	Event	Amount	Proceeds	Cost Basis	Long Term	Short Term	Total Gains/Losses
06/22/2022	 Sold BTRST	0.71	\$1.53	\$1.46	None	\$0.07	\$0.07


Date Acquired (Tax Lots)

06/22/2022	0.71 BTRST	\$1.53	\$1.46	None	\$0.07
------------	------------	--------	--------	------	--------

Date Sold	Event	Amount	Proceeds	Cost Basis	Long Term	Short Term	Total Gains/Losses
06/22/2022	 Sold BTRST	0.84	\$1.81	\$1.73	None	\$0.08	\$0.08


Date Acquired (Tax Lots)

06/22/2022	0.84 BTRST	\$1.81	\$1.73	None	\$0.08
------------	------------	--------	--------	------	--------

Date Sold	Event	Amount	Proceeds	Cost Basis	Long Term	Short Term	Total Gains/Losses
06/22/2022	 Sold BTRST	0.73	\$1.57	\$1.50	None	\$0.07	\$0.07


Date Acquired (Tax Lots)

06/22/2022	0.73 BTRST	\$1.57	\$1.50	None	\$0.07
------------	------------	--------	--------	------	--------

Date Sold	Event	Amount	Proceeds	Cost Basis	Long Term	Short Term	Total Gains/Losses
06/22/2022	 Sold BTRST	0.7	\$1.51	\$1.44	None	\$0.07	\$0.07


Date Acquired (Tax Lots)

06/22/2022	0.7 BTRST	\$1.51	\$1.44	None	\$0.07
------------	-----------	--------	--------	------	--------

Date Sold	Event	Amount	Proceeds	Cost Basis	Long Term	Short Term	Total Gains/Losses
06/22/2022	 Sold BTRST	0.77	\$1.66	\$1.58	None	\$0.07	\$0.07


Date Acquired (Tax Lots)

06/22/2022	0.77 BTRST	\$1.66	\$1.58	None	\$0.07
------------	------------	--------	--------	------	--------

Date Sold	Event	Amount	Proceeds	Cost Basis	Long Term	Short Term	Total Gains/Losses
06/22/2022	 Sold BTRST	0.77	\$1.66	\$1.58	None	\$0.07	\$0.07


Date Acquired (Tax Lots)

06/22/2022	0.77 BTRST	\$1.66	\$1.58	None	\$0.07
------------	------------	--------	--------	------	--------

Date Sold	Event	Amount	Proceeds	Cost Basis	Long Term	Short Term	Total Gains/Losses
06/22/2022	 Sold BTRST	0.81	\$1.74	\$1.67	None	\$0.08	\$0.08


Date Acquired (Tax Lots)

06/22/2022	0.81 BTRST	\$1.74	\$1.67	None	\$0.08
------------	------------	--------	--------	------	--------

Date Sold	Event	Amount	Proceeds	Cost Basis	Long Term	Short Term	Total Gains/Losses
06/22/2022	 Sold BTRST	8.11	\$17.44	\$16.68	None	\$0.77	\$0.77


Date Acquired (Tax Lots)

06/22/2022	8.11 BTRST	\$17.44	\$16.68	None	\$0.77
------------	------------	---------	---------	------	--------

Date Sold	Event	Amount	Proceeds	Cost Basis	Long Term	Short Term	Total Gains/Losses
06/22/2022	 Sold BTRST	4.3	\$9.25	\$8.84	None	\$0.41	\$0.41


Date Acquired (Tax Lots)

06/22/2022	4.3 BTRST	\$9.25	\$8.84	None	\$0.41
------------	-----------	--------	--------	------	--------

Date Sold	Event	Amount	Proceeds	Cost Basis	Long Term	Short Term	Total Gains/Losses
06/22/2022	 Sold BTRST	4.24	\$9.12	\$8.72	None	\$0.40	\$0.40


Date Acquired (Tax Lots)

06/22/2022	4.24 BTRST	\$9.12	\$8.72	None	\$0.40
------------	------------	--------	--------	------	--------

Date Sold	Event	Amount	Proceeds	Cost Basis	Long Term	Short Term	Total Gains/Losses
06/22/2022	 Sold BTRST	3.45	\$7.42	\$7.09	None	\$0.33	\$0.33


Date Acquired (Tax Lots)

06/22/2022	3.45 BTRST	\$7.42	\$7.09	None	\$0.33
------------	------------	--------	--------	------	--------

Date Sold	Event	Amount	Proceeds	Cost Basis	Long Term	Short Term	Total Gains/Losses
06/22/2022	 Sold BTRST	4.4	\$9.46	\$9.05	None	\$0.42	\$0.42


Date Acquired (Tax Lots)

06/22/2022	4.4 BTRST	\$9.46	\$9.05	None	\$0.42
------------	-----------	--------	--------	------	--------

Date Sold	Event	Amount	Proceeds	Cost Basis	Long Term	Short Term	Total Gains/Losses
06/22/2022	 Sold BTRST	6.95	\$14.95	\$14.29	None	\$0.66	\$0.66


Date Acquired (Tax Lots)

06/22/2022	6.95 BTRST	\$14.95	\$14.29	None	\$0.66
------------	------------	---------	---------	------	--------

Date Sold	Event	Amount	Proceeds	Cost Basis	Long Term	Short Term	Total Gains/Losses
06/22/2022	 Sold BTRST	2.82	\$6.06	\$5.80	None	\$0.27	\$0.27


Date Acquired (Tax Lots)

06/22/2022	2.82 BTRST	\$6.06	\$5.80	None	\$0.27
------------	------------	--------	--------	------	--------

Date Sold	Event	Amount	Proceeds	Cost Basis	Long Term	Short Term	Total Gains/Losses
06/22/2022	 Sold BTRST	7.16	\$15.40	\$14.72	None	\$0.68	\$0.68


Date Acquired (Tax Lots)

06/22/2022	7.16 BTRST	\$15.40	\$14.72	None	\$0.68
------------	------------	---------	---------	------	--------

Date Sold	Event	Amount	Proceeds	Cost Basis	Long Term	Short Term	Total Gains/Losses
06/22/2022	 Sold BTRST	162.8	\$349.47	\$344.37	None	\$5.10	\$5.10


Date Acquired (Tax Lots)

06/22/2022	162.8 BTRST	\$349.47	\$344.37	None	\$5.10
------------	-------------	----------	----------	------	--------

Date Sold	Event	Amount	Proceeds	Cost Basis	Long Term	Short Term	Total Gains/Losses
06/22/2022	 Sold BTRST	67.78	\$145.23	\$143.37	None	\$1.85	\$1.85


Date Acquired (Tax Lots)

06/22/2022	67.78 BTRST	\$145.23	\$143.37	None	\$1.85
------------	-------------	----------	----------	------	--------

Date Sold	Event	Amount	Proceeds	Cost Basis	Long Term	Short Term	Total Gains/Losses
06/22/2022	 Sold BTRST	197.61	\$424.98	\$418.00	None	\$6.98	\$6.98


Date Acquired (Tax Lots)

06/22/2022	110.04 BTRST	\$236.65	\$232.76	None	\$3.89
06/22/2022	87.57 BTRST	\$188.33	\$185.23	None	\$3.09

Date Sold	Event	Amount	Proceeds	Cost Basis	Long Term	Short Term	Total Gains/Losses
06/22/2022	 Sold BTRST	574.72	\$1,206.19	\$1,210.71	None	-\$4.52	-\$4.52

Date Acquired (Tax Lots)


06/22/2022	424.19 BTRST	\$890.26	\$897.28	None	-\$7.01
06/22/2022	150.53 BTRST	\$315.92	\$313.43	None	\$2.49

Date Sold	Event	Amount	Proceeds	Cost Basis	Long Term	Short Term	Total Gains/Losses
06/22/2022	 Sold BTRST	291.8	\$612.41	\$607.58	None	\$4.83	\$4.83

Date Acquired (Tax Lots)


06/22/2022	1.61 BTRST	\$3.38	\$3.35	None	\$0.03
06/22/2022	71 BTRST	\$149.01	\$147.84	None	\$1.17
06/22/2022	0.83 BTRST	\$1.74	\$1.73	None	\$0.01
06/22/2022	1.77 BTRST	\$3.71	\$3.69	None	\$0.03
06/22/2022	1.85 BTRST	\$3.88	\$3.85	None	\$0.03
06/22/2022	1.83 BTRST	\$3.84	\$3.81	None	\$0.03
06/22/2022	43 BTRST	\$90.25	\$89.53	None	\$0.71

06/22/2022	2.92 BTRST	\$6.13	\$6.08	None	\$0.05
06/22/2022	3.26 BTRST	\$6.84	\$6.79	None	\$0.05
06/22/2022	1.62 BTRST	\$3.40	\$3.37	None	\$0.03
06/22/2022	1.79 BTRST	\$3.76	\$3.73	None	\$0.03
06/22/2022	1.77 BTRST	\$3.71	\$3.69	None	\$0.03
06/22/2022	7.71 BTRST	\$16.18	\$16.05	None	\$0.13
06/22/2022	1.69 BTRST	\$3.55	\$3.52	None	\$0.03
06/22/2022	3.07 BTRST	\$6.44	\$6.39	None	\$0.05
06/22/2022	1.72 BTRST	\$3.61	\$3.58	None	\$0.03
06/22/2022	1.58 BTRST	\$3.32	\$3.29	None	\$0.03
06/22/2022	3.59 BTRST	\$7.53	\$7.48	None	\$0.06
06/22/2022	1.48 BTRST	\$3.11	\$3.08	None	\$0.02
06/22/2022	1.66 BTRST	\$3.48	\$3.46	None	\$0.03
06/22/2022	1.81 BTRST	\$3.80	\$3.77	None	\$0.03
06/22/2022	1.41 BTRST	\$2.96	\$2.94	None	\$0.02
06/22/2022	3.25 BTRST	\$6.82	\$6.77	None	\$0.05
06/22/2022	1.92 BTRST	\$4.03	\$4.00	None	\$0.03
06/22/2022	1.53 BTRST	\$3.21	\$3.19	None	\$0.03
06/22/2022	1.43 BTRST	\$3.00	\$2.98	None	\$0.02
06/22/2022	1.69 BTRST	\$3.55	\$3.52	None	\$0.03
06/22/2022	1.61 BTRST	\$3.38	\$3.35	None	\$0.03
06/22/2022	119.76 BTRST	\$251.35	\$249.36	None	\$1.98
06/22/2022	1.64 BTRST	\$3.44	\$3.41	None	\$0.03

Date Sold	Event	Amount	Proceeds	Cost Basis	Long Term	Short Term	Total Gains/Losses
06/22/2022	 Sold BTRST	387.45	\$812.81	\$774.12	None	\$38.69	\$38.69


Date Acquired (Tax Lots)

06/22/2022	0.09 BTRST	\$0.19	\$0.18	None	\$0.01
06/22/2022	375 BTRST	\$786.69	\$749.24	None	\$37.45
06/22/2022	12.36 BTRST	\$25.93	\$24.70	None	\$1.23

Date Sold	Event	Amount	Proceeds	Cost Basis	Long Term	Short Term	Total Gains/Losses
06/22/2022	 Sold BTRST	37.28	\$78.21	\$74.48	None	\$3.72	\$3.72


Date Acquired (Tax Lots)

06/22/2022	37.28 BTRST	\$78.21	\$74.48	None	\$3.72
------------	-------------	---------	---------	------	--------

Date Sold	Event	Amount	Proceeds	Cost Basis	Long Term	Short Term	Total Gains/Losses
06/22/2022	 Sold BTRST	9.4	\$19.72	\$18.78	None	\$0.94	\$0.94


Date Acquired (Tax Lots)

06/22/2022	9.4 BTRST	\$19.72	\$18.78	None	\$0.94
------------	-----------	---------	---------	------	--------

Date Sold	Event	Amount	Proceeds	Cost Basis	Long Term	Short Term	Total Gains/Losses
06/22/2022	 Sold BTRST	9.4	\$19.72	\$18.78	None	\$0.94	\$0.94


Date Acquired (Tax Lots)

06/22/2022	9.4 BTRST	\$19.72	\$18.78	None	\$0.94
------------	-----------	---------	---------	------	--------

Date Sold	Event	Amount	Proceeds	Cost Basis	Long Term	Short Term	Total Gains/Losses
06/22/2022	 Sold BTRST	9.4	\$19.72	\$18.78	None	\$0.94	\$0.94


Date Acquired (Tax Lots)

06/22/2022	9.4 BTRST	\$19.72	\$18.78	None	\$0.94
------------	-----------	---------	---------	------	--------

Date Sold	Event	Amount	Proceeds	Cost Basis	Long Term	Short Term	Total Gains/Losses
06/22/2022	 Sold BTRST	9.4	\$19.72	\$18.78	None	\$0.94	\$0.94


Date Acquired (Tax Lots)

06/22/2022	9.4 BTRST	\$19.72	\$18.78	None	\$0.94
------------	-----------	---------	---------	------	--------

Date Sold	Event	Amount	Proceeds	Cost Basis	Long Term	Short Term	Total Gains/Losses
06/22/2022	 Sold BTRST	203.54	\$427.00	\$406.67	None	\$20.33	\$20.33


Date Acquired (Tax Lots)

06/22/2022	203.54 BTRST	\$427.00	\$406.67	None	\$20.33
------------	--------------	----------	----------	------	---------

Date Sold	Event	Amount	Proceeds	Cost Basis	Long Term	Short Term	Total Gains/Losses
06/22/2022	 Sold BTRST	22.89	\$48.02	\$45.73	None	\$2.29	\$2.29


Date Acquired (Tax Lots)

06/22/2022	22.89 BTRST	\$48.02	\$45.73	None	\$2.29
------------	-------------	---------	---------	------	--------

Date Sold	Event	Amount	Proceeds	Cost Basis	Long Term	Short Term	Total Gains/Losses
06/22/2022	 Sold BTRST	216.57	\$454.33	\$432.70	None	\$21.63	\$21.63


Date Acquired (Tax Lots)

06/22/2022	212.71 BTRST	\$446.23	\$424.99	None	\$21.24
06/22/2022	3.86 BTRST	\$8.10	\$7.71	None	\$0.39

Date Sold	Event	Amount	Proceeds	Cost Basis	Long Term	Short Term	Total Gains/Losses
06/22/2022	 Sold BTRST	4.21	\$8.83	\$8.41	None	\$0.42	\$0.42


Date Acquired (Tax Lots)

06/22/2022	4.21 BTRST	\$8.83	\$8.41	None	\$0.42
------------	------------	--------	--------	------	--------

Date Sold	Event	Amount	Proceeds	Cost Basis	Long Term	Short Term	Total Gains/Losses
06/22/2022	 Sold BTRST	1.15	\$3.12	\$2.86	None	\$0.26	\$0.26


Date Acquired (Tax Lots)

06/22/2022	1.15 BTRST	\$3.12	\$2.86	None	\$0.26
------------	------------	--------	--------	------	--------

Date Sold	Event	Amount	Proceeds	Cost Basis	Long Term	Short Term	Total Gains/Losses
06/22/2022	 Sold BTRST	35.57	\$91.24	\$88.35	None	\$2.90	\$2.90


Date Acquired (Tax Lots)

06/22/2022	35.57 BTRST	\$91.24	\$88.35	None	\$2.90
------------	-------------	---------	---------	------	--------

Date Sold	Event	Amount	Proceeds	Cost Basis	Long Term	Short Term	Total Gains/Losses
06/22/2022	 Sold BTRST	1.11	\$2.85	\$2.76	None	\$0.09	\$0.09


Date Acquired (Tax Lots)

06/22/2022	1.11 BTRST	\$2.85	\$2.76	None	\$0.09
------------	------------	--------	--------	------	--------

Date Sold	Event	Amount	Proceeds	Cost Basis	Long Term	Short Term	Total Gains/Losses
06/22/2022	 Sold BTRST	11	\$28.15	\$27.32	None	\$0.83	\$0.83


Date Acquired (Tax Lots)

06/22/2022	11 BTRST	\$28.15	\$27.32	None	\$0.83
------------	----------	---------	---------	------	--------

Date Sold	Event	Amount	Proceeds	Cost Basis	Long Term	Short Term	Total Gains/Losses
06/22/2022	 Sold BTRST	1	\$2.56	\$2.48	None	\$0.08	\$0.08


Date Acquired (Tax Lots)

06/22/2022	1 BTRST	\$2.56	\$2.48	None	\$0.08
------------	---------	--------	--------	------	--------

Date Sold	Event	Amount	Proceeds	Cost Basis	Long Term	Short Term	Total Gains/Losses
06/22/2022	 Sold BTRST	63.98	\$154.92	\$158.91	None	-\$3.99	-\$3.99


Date Acquired (Tax Lots)

06/22/2022	63.98 BTRST	\$154.92	\$158.91	None	-\$3.99
------------	-------------	----------	----------	------	---------

Date Sold	Event	Amount	Proceeds	Cost Basis	Long Term	Short Term	Total Gains/Losses
06/22/2022	 Sold BTRST	4.26	\$10.32	\$10.58	None	-\$0.27	-\$0.27


Date Acquired (Tax Lots)

06/22/2022	4.26 BTRST	\$10.32	\$10.58	None	-\$0.27
------------	------------	---------	---------	------	---------

Date Sold	Event	Amount	Proceeds	Cost Basis	Long Term	Short Term	Total Gains/Losses
06/22/2022	 Sold BTRST	128.55	\$311.27	\$319.28	None	-\$8.02	-\$8.02


Date Acquired (Tax Lots)

06/22/2022	128.55 BTRST	\$311.27	\$319.28	None	-\$8.02
------------	--------------	----------	----------	------	---------

Date Sold	Event	Amount	Proceeds	Cost Basis	Long Term	Short Term	Total Gains/Losses
06/22/2022	 Sold BTRST	266.73	\$645.85	\$662.48	None	-\$16.63	-\$16.63


Date Acquired (Tax Lots)

06/22/2022	32.04 BTRST	\$77.58	\$79.58	None	-\$2.00
06/22/2022	63.8 BTRST	\$154.48	\$158.46	None	-\$3.98
06/22/2022	170.89 BTRST	\$413.79	\$424.44	None	-\$10.66

Date Sold	Event	Amount	Proceeds	Cost Basis	Long Term	Short Term	Total Gains/Losses
06/22/2022	 Sold BTRST	37.6	\$91.04	\$93.39	None	-\$2.34	-\$2.34


Date Acquired (Tax Lots)

06/22/2022	37.6 BTRST	\$91.04	\$93.39	None	-\$2.34
------------	------------	---------	---------	------	---------

Date Sold	Event	Amount	Proceeds	Cost Basis	Long Term	Short Term	Total Gains/Losses
06/22/2022	 Sold BTRST	9.4	\$22.76	\$23.35	None	-\$0.59	-\$0.59


Date Acquired (Tax Lots)

06/22/2022	9.4 BTRST	\$22.76	\$23.35	None	-\$0.59
------------	-----------	---------	---------	------	---------

Date Sold	Event	Amount	Proceeds	Cost Basis	Long Term	Short Term	Total Gains/Losses
06/22/2022	 Sold BTRST	9.4	\$22.76	\$23.35	None	-\$0.59	-\$0.59


Date Acquired (Tax Lots)

06/22/2022	9.4 BTRST	\$22.76	\$23.35	None	-\$0.59
------------	-----------	---------	---------	------	---------

Date Sold	Event	Amount	Proceeds	Cost Basis	Long Term	Short Term	Total Gains/Losses
06/22/2022	 Sold BTRST	9.4	\$22.76	\$23.35	None	-\$0.59	-\$0.59


Date Acquired (Tax Lots)

06/22/2022	9.4 BTRST	\$22.76	\$23.35	None	-\$0.59
------------	-----------	---------	---------	------	---------

Date Sold	Event	Amount	Proceeds	Cost Basis	Long Term	Short Term	Total Gains/Losses
06/22/2022	 Sold BTRST	9.4	\$22.76	\$23.35	None	-\$0.59	-\$0.59


Date Acquired (Tax Lots)

06/22/2022	9.4 BTRST	\$22.76	\$23.35	None	-\$0.59
------------	-----------	---------	---------	------	---------

Date Sold	Event	Amount	Proceeds	Cost Basis	Long Term	Short Term	Total Gains/Losses
06/22/2022	 Sold BTRST	20.56	\$49.78	\$51.07	None	-\$1.28	-\$1.28


Date Acquired (Tax Lots)

06/22/2022	20.56 BTRST	\$49.78	\$51.07	None	-\$1.28
------------	-------------	---------	---------	------	---------

Date Sold	Event	Amount	Proceeds	Cost Basis	Long Term	Short Term	Total Gains/losses
06/22/2022	 Sold BTRST	7.98	\$19.32	\$19.82	None	-\$0.50	-\$0.50


Date Acquired (Tax Lots)

06/22/2022	7.98 BTRST	\$19.32	\$19.82	None	-\$0.50
------------	------------	---------	---------	------	---------

Date Sold	Event	Amount	Proceeds	Cost Basis	Long Term	Short Term	Total Gains/losses
06/22/2022	 Sold BTRST	2.46	\$5.96	\$6.11	None	-\$0.15	-\$0.15


Date Acquired (Tax Lots)

06/22/2022	2.46 BTRST	\$5.96	\$6.11	None	-\$0.15
------------	------------	--------	--------	------	---------

Date Sold	Event	Amount	Proceeds	Cost Basis	Long Term	Short Term	Total Gains/losses
06/22/2022	 Sold BTRST	22.18	\$53.71	\$55.09	None	-\$1.38	-\$1.38


Date Acquired (Tax Lots)

06/22/2022	22.18 BTRST	\$53.71	\$55.09	None	-\$1.38
------------	-------------	---------	---------	------	---------

Date Sold	Event	Amount	Proceeds	Cost Basis	Long Term	Short Term	Total Gains/Losses
06/22/2022	 Sold BTRST	832.61	\$1,908.81	\$1,876.18	None	\$32.62	\$32.62


Date Acquired (Tax Lots)

06/22/2022	79.62 BTRST	\$182.53	\$179.41	None	\$3.12
06/22/2022	495.69 BTRST	\$1,136.40	\$1,116.98	None	\$19.42
06/22/2022	184.83 BTRST	\$423.73	\$416.49	None	\$7.24
06/22/2022	72.47 BTRST	\$166.14	\$163.30	None	\$2.84

Date Sold	Event	Amount	Proceeds	Cost Basis	Long Term	Short Term	Total Gains/Losses
06/22/2022	 Sold BTRST	58.73	\$146.02	\$142.34	None	\$3.68	\$3.68


Date Acquired (Tax Lots)

06/22/2022	58.73 BTRST	\$146.02	\$142.34	None	\$3.68
------------	-------------	----------	----------	------	--------

Date Sold	Event	Amount	Proceeds	Cost Basis	Long Term	Short Term	Total Gains/Losses
06/22/2022	 Sold BTRST	40.13	\$99.77	\$97.26	None	\$2.51	\$2.51


Date Acquired (Tax Lots)

06/22/2022	40.13 BTRST	\$99.77	\$97.26	None	\$2.51
------------	-------------	---------	---------	------	--------

Date Sold	Event	Amount	Proceeds	Cost Basis	Long Term	Short Term	Total Gains/Losses
06/22/2022	 Sold BTRST	68.91	\$171.33	\$167.01	None	\$4.32	\$4.32


Date Acquired (Tax Lots)

06/22/2022	6.56 BTRST	\$16.31	\$15.90	None	\$0.41
06/22/2022	62.35 BTRST	\$155.02	\$151.11	None	\$3.91

Date Sold	Event	Amount	Proceeds	Cost Basis	Long Term	Short Term	Total Gains/Losses
06/22/2022	 Sold BTRST	42.24	\$105.02	\$102.37	None	\$2.65	\$2.65


Date Acquired (Tax Lots)

06/22/2022	42.24 BTRST	\$105.02	\$102.37	None	\$2.65
------------	-------------	----------	----------	------	--------

Date Sold	Event	Amount	Proceeds	Cost Basis	Long Term	Short Term	Total Gains/Losses
06/22/2022	 Sold BTRST	577.56	\$1,435.97	\$1,399.79	None	\$36.18	\$36.18


Date Acquired (Tax Lots)

06/22/2022	23.68 BTRST	\$58.87	\$57.39	None	\$1.48
06/22/2022	249.2 BTRST	\$619.58	\$603.97	None	\$15.61
06/22/2022	304.68 BTRST	\$757.52	\$738.43	None	\$19.08

Date Sold	Event	Amount	Proceeds	Cost Basis	Long Term	Short Term	Total Gains/Losses
06/22/2022	 Sold BTRST	165.77	\$373.91	\$360.09	None	\$13.82	\$13.82


Date Acquired (Tax Lots)

06/22/2022	89.64 BTRST	\$202.19	\$194.72	None	\$7.47
06/22/2022	76.13 BTRST	\$171.72	\$165.37	None	\$6.35

Date Sold	Event	Amount	Proceeds	Cost Basis	Long Term	Short Term	Total Gains/Losses
06/22/2022	 Sold BTRST	7.77	\$17.03	\$16.88	None	\$0.15	\$0.15


Date Acquired (Tax Lots)

06/22/2022	7.77 BTRST	\$17.03	\$16.88	None	\$0.15
------------	------------	---------	---------	------	--------

Date Sold	Event	Amount	Proceeds	Cost Basis	Long Term	Short Term	Total Gains/Losses
06/22/2022	 Sold BTRST	57.22	\$123.98	\$124.30	None	-\$0.32	-\$0.32


Date Acquired (Tax Lots)

06/22/2022	57.22 BTRST	\$123.98	\$124.30	None	-\$0.32
------------	-------------	----------	----------	------	---------

Date Sold	Event	Amount	Proceeds	Cost Basis	Long Term	Short Term	Total Gains/Losses
06/22/2022	 Sold BTRST	214.63	\$465.05	\$466.23	None	-\$1.18	-\$1.18


Date Acquired (Tax Lots)

06/22/2022	22.18 BTRST	\$48.06	\$48.18	None	-\$0.12
06/22/2022	192.45 BTRST	\$416.99	\$418.05	None	-\$1.06

Date Sold	Event	Amount	Proceeds	Cost Basis	Long Term	Short Term	Total Gains/Losses
06/22/2022	 Sold BTRST	14.04	\$30.42	\$30.50	None	-\$0.08	-\$0.08


Date Acquired (Tax Lots)

06/22/2022	14.04 BTRST	\$30.42	\$30.50	None	-\$0.08
------------	-------------	---------	---------	------	---------

Date Sold	Event	Amount	Proceeds	Cost Basis	Long Term	Short Term	Total Gains/Losses
06/22/2022	 Sold BTRST	11.79	\$25.55	\$25.61	None	-\$0.06	-\$0.06


Date Acquired (Tax Lots)

06/22/2022	11.79 BTRST	\$25.55	\$25.61	None	-\$0.06
------------	-------------	---------	---------	------	---------

Date Sold	Event	Amount	Proceeds	Cost Basis	Long Term	Short Term	Total Gains/Losses
06/22/2022	 Sold BTRST	45.99	\$99.65	\$99.90	None	-\$0.25	-\$0.25


Date Acquired (Tax Lots)

06/22/2022	45.99 BTRST	\$99.65	\$99.90	None	-\$0.25
------------	-------------	---------	---------	------	---------

Date Sold	Event	Amount	Proceeds	Cost Basis	Long Term	Short Term	Total Gains/Losses
06/22/2022	 Sold BTRST	45.86	\$99.37	\$99.62	None	-\$0.25	-\$0.25


Date Acquired (Tax Lots)

06/22/2022	45.86 BTRST	\$99.37	\$99.62	None	-\$0.25
------------	-------------	---------	---------	------	---------

Date Sold	Event	Amount	Proceeds	Cost Basis	Long Term	Short Term	Total Gains/Losses
06/22/2022	 Sold BTRST	338.32	\$733.05	\$734.92	None	-\$1.86	-\$1.86


Date Acquired (Tax Lots)

06/22/2022	338.32 BTRST	\$733.05	\$734.92	None	-\$1.86
------------	--------------	----------	----------	------	---------

Date Sold	Event	Amount	Proceeds	Cost Basis	Long Term	Short Term	Total Gains/Losses
06/22/2022	 Sold BTRST	11.46	\$23.74	\$23.23	None	\$0.51	\$0.51


Date Acquired (Tax Lots)

06/22/2022	11.46 BTRST	\$23.74	\$23.23	None	\$0.51
------------	-------------	---------	---------	------	--------

Date Sold	Event	Amount	Proceeds	Cost Basis	Long Term	Short Term	Total Gains/Losses
06/22/2022	 Sold BTRST	4.71	\$9.76	\$9.55	None	\$0.21	\$0.21


Date Acquired (Tax Lots)

06/22/2022	4.71 BTRST	\$9.76	\$9.55	None	\$0.21
------------	------------	--------	--------	------	--------

Date Sold	Event	Amount	Proceeds	Cost Basis	Long Term	Short Term	Total Gains/Losses
06/22/2022	 Sold BTRST	145.62	\$302.87	\$295.18	None	\$7.69	\$7.69


Date Acquired (Tax Lots)

06/22/2022	145.62 BTRST	\$302.87	\$295.18	None	\$7.69
------------	--------------	----------	----------	------	--------

Date Sold	Event	Amount	Proceeds	Cost Basis	Long Term	Short Term	Total Gains/Losses
06/22/2022	 Sold BTRST	185.03	\$384.84	\$375.06	None	\$9.78	\$9.78


Date Acquired (Tax Lots)

06/22/2022	185.03 BTRST	\$384.84	\$375.06	None	\$9.78
------------	--------------	----------	----------	------	--------

Date Sold	Event	Amount	Proceeds	Cost Basis	Long Term	Short Term	Total Gains/Losses
06/22/2022	 Sold BTRST	126.91	\$263.96	\$257.25	None	\$6.71	\$6.71


Date Acquired (Tax Lots)

06/22/2022	126.91 BTRST	\$263.96	\$257.25	None	\$6.71
------------	--------------	----------	----------	------	--------

Date Sold	Event	Amount	Proceeds	Cost Basis	Long Term	Short Term	Total Gains/losses
06/22/2022	 Sold BTRST	179.49	\$373.32	\$363.83	None	\$9.48	\$9.48


Date Acquired (Tax Lots)

06/22/2022	179.49 BTRST	\$373.32	\$363.83	None	\$9.48
------------	--------------	----------	----------	------	--------

Date Sold	Event	Amount	Proceeds	Cost Basis	Long Term	Short Term	Total Gains/losses
06/22/2022	 Sold BTRST	317.66	\$661.96	\$643.91	None	\$18.05	\$18.05


Date Acquired (Tax Lots)

06/22/2022	317.66 BTRST	\$661.96	\$643.91	None	\$18.05
------------	--------------	----------	----------	------	---------

Date Sold	Event	Amount	Proceeds	Cost Basis	Long Term	Short Term	Total Gains/losses
06/23/2022	 Sold MATH	4159.5	\$1,161.75	\$2,020.38	None	-\$858.64	-\$858.64


Date Acquired (Tax Lots)

06/23/2022	4159.5 MATH	\$1,161.75	\$2,020.38	None	-\$858.64
------------	-------------	------------	------------	------	-----------

Date Sold	Event	Amount	Proceeds	Cost Basis	Long Term	Short Term	Total Gains/Losses
06/23/2022	 Sold BTRST	595.32	\$1,170.43	\$1,162.62	None	\$7.81	\$7.81


Date Acquired (Tax Lots)

06/23/2022	138.16 BTRST	\$271.63	\$269.82	None	\$1.81
06/23/2022	87.75 BTRST	\$172.52	\$171.37	None	\$1.15
06/23/2022	41.78 BTRST	\$82.14	\$81.59	None	\$0.55
06/23/2022	289.43 BTRST	\$569.03	\$565.24	None	\$3.80
06/23/2022	38.2 BTRST	\$75.10	\$74.60	None	\$0.50

Date Sold	Event	Amount	Proceeds	Cost Basis	Long Term	Short Term	Total Gains/Losses
06/24/2022	 Sold MATH	164.1	\$47.70	\$48.48	None	-\$0.78	-\$0.78


Date Acquired (Tax Lots)

06/24/2022	164.1 MATH	\$47.70	\$48.48	None	-\$0.78
------------	------------	---------	---------	------	---------

Date Sold	Event	Amount	Proceeds	Cost Basis	Long Term	Short Term	Total Gains/Losses
06/24/2022	 Sold MATH	3797.4	\$1,103.77	\$1,121.91	None	-\$18.15	-\$18.15


Date Acquired (Tax Lots)

06/24/2022	3797.4 MATH	\$1,103.77	\$1,121.91	None	-\$18.15
------------	-------------	------------	------------	------	----------

Date Sold	Event	Amount	Proceeds	Cost Basis	Long Term	Short Term	Total Gains/Losses
06/24/2022	 Sold CTX	24.968	\$103.71	\$103.52	None	\$0.19	\$0.19


Date Acquired (Tax Lots)

06/16/2022	0.00027352 CTX	\$0.00	\$0.00	None	-\$0.00	
06/24/2022	24.9674293737486194 CTX	\$103.71	\$103.52	None	\$0.19	
06/19/2022	0.0002971062513806 CTX	\$0.00	\$0.00	None	-\$0.00	

Date Sold	Event	Amount	Proceeds	Cost Basis	Long Term	Short Term	Total Gains/Losses
06/24/2022	 Sold CTX	98.279	\$408.23	\$407.49	None	\$0.74	\$0.74


Date Acquired (Tax Lots)

06/24/2022	96.7134293737486194 CTX	\$401.72	\$400.99	None	\$0.73	
06/24/2022	1.0145706262513806 CTX	\$4.21	\$4.21	None	\$0.01	
06/24/2022	0.551 CTX	\$2.29	\$2.28	None	\$0.00	

Date Sold	Event	Amount	Proceeds	Cost Basis	Long Term	Short Term	Total Gains/Losses
06/24/2022	 Sold CTX	7.034	\$29.22	\$29.16	None	\$0.05	\$0.05


Date Acquired (Tax Lots)

06/24/2022	4.8144293737486194 CTX	\$20.00	\$19.96	None	\$0.04	
06/24/2022	2.2195706262513806 CTX	\$9.22	\$9.20	None	\$0.02	

Date Sold	Event	Amount	Proceeds	Cost Basis	Long Term	Short Term	Total Gains/losses
06/24/2022	 Sold CTX	98.279	\$408.23	\$407.49	None	\$0.74	\$0.74


Date Acquired (Tax Lots)

06/24/2022	98.279 CTX	\$408.23	\$407.49	None	\$0.74
------------	------------	----------	----------	------	--------

Date Sold	Event	Amount	Proceeds	Cost Basis	Long Term	Short Term	Total Gains/losses
06/24/2022	 Sold CTX	49.091	\$203.91	\$203.54	None	\$0.37	\$0.37


Date Acquired (Tax Lots)

06/24/2022	49.091 CTX	\$203.91	\$203.54	None	\$0.37
------------	------------	----------	----------	------	--------

Date Sold	Event	Amount	Proceeds	Cost Basis	Long Term	Short Term	Total Gains/losses
06/24/2022	 Sold CTX	0.075	\$0.31	\$0.31	None	\$0.00	\$0.00


Date Acquired (Tax Lots)

06/24/2022	0.075 CTX	\$0.31	\$0.31	None	\$0.00
------------	-----------	--------	--------	------	--------

Date Sold	Event	Amount	Proceeds	Cost Basis	Long Term	Short Term	Total Gains/Losses
06/25/2022	 Sold MATH	5759.4	\$1,153.03	\$1,153.61	None	-\$0.58	-\$0.58


Date Acquired (Tax Lots)

06/24/2022	323.4 MATH	\$64.74	\$64.78	None	-\$0.03
06/24/2022	7.5 MATH	\$1.50	\$1.50	None	-\$0.00
06/24/2022	3325.3 MATH	\$665.72	\$666.06	None	-\$0.34
06/24/2022	1680.1 MATH	\$336.35	\$336.52	None	-\$0.17
06/24/2022	423.1 MATH	\$84.70	\$84.75	None	-\$0.04

Date Sold	Event	Amount	Proceeds	Cost Basis	Long Term	Short Term	Total Gains/Losses
06/25/2022	 Sold MATH	5557.8	\$1,163.17	\$1,154.10	None	\$9.07	\$9.07


Date Acquired (Tax Lots)

06/25/2022	105.1 MATH	\$22.00	\$21.90	None	\$0.09
06/25/2022	168.4 MATH	\$35.24	\$35.10	None	\$0.15
06/25/2022	156.9 MATH	\$32.84	\$32.72	None	\$0.12
06/25/2022	345.7 MATH	\$72.35	\$72.05	None	\$0.30
06/25/2022	1.4 MATH	\$0.29	\$0.29	None	\$0.00
06/25/2022	57.7 MATH	\$12.08	\$12.02	None	\$0.06
06/25/2022	4722.6 MATH	\$988.37	\$980.02	None	\$8.35

Date Sold	Event	Amount	Proceeds	Cost Basis	Long Term	Short Term	Total Gains/Losses
06/25/2022	 Sold MATH	2025.7	\$427.79	\$429.75	None	-\$1.96	-\$1.96


Date Acquired (Tax Lots)

06/25/2022	390.3 MATH	\$82.42	\$82.83	None	-\$0.41
06/25/2022	1608.7 MATH	\$339.73	\$341.25	None	-\$1.52
06/25/2022	5 MATH	\$1.06	\$1.06	None	-\$0.01
06/25/2022	21.7 MATH	\$4.58	\$4.61	None	-\$0.02

Date Sold	Event	Amount	Proceeds	Cost Basis	Long Term	Short Term	Total Gains/Losses
06/25/2022	 Sold MATH	1494.8	\$315.68	\$317.09	None	-\$1.41	-\$1.41

Date Acquired (Tax Lots)


06/25/2022	1494.8 MATH	\$315.68	\$317.09	None	-\$1.41
------------	-------------	----------	----------	------	---------

Date Sold	Event	Amount	Proceeds	Cost Basis	Long Term	Short Term	Total Gains/Losses
06/25/2022	 Sold MATH	1943.4	\$410.41	\$411.54	None	-\$1.13	-\$1.13

Date Acquired (Tax Lots)


06/25/2022	0.2 MATH	\$0.04	\$0.04	None	-\$0.00
06/25/2022	233.7 MATH	\$49.35	\$49.48	None	-\$0.12
06/25/2022	4.8 MATH	\$1.01	\$1.02	None	-\$0.00
06/25/2022	9.8 MATH	\$2.07	\$2.08	None	-\$0.01
06/25/2022	0.4 MATH	\$0.08	\$0.08	None	-\$0.00
06/25/2022	4.8 MATH	\$1.01	\$1.02	None	-\$0.00

06/25/2022	4.8 MATH	\$1.01	\$1.02	None	-\$0.00
06/25/2022	0.2 MATH	\$0.04	\$0.04	None	-\$0.00
06/25/2022	0.2 MATH	\$0.04	\$0.04	None	-\$0.00
06/25/2022	4.8 MATH	\$1.01	\$1.02	None	-\$0.00
06/25/2022	9.8 MATH	\$2.07	\$2.08	None	-\$0.01
06/25/2022	5 MATH	\$1.06	\$1.06	None	-\$0.00
06/25/2022	0.2 MATH	\$0.04	\$0.04	None	-\$0.00
06/25/2022	1416.2 MATH	\$299.08	\$299.83	None	-\$0.76
06/25/2022	0.2 MATH	\$0.04	\$0.04	None	-\$0.00
06/25/2022	5 MATH	\$1.06	\$1.06	None	-\$0.00
06/25/2022	0.2 MATH	\$0.04	\$0.04	None	-\$0.00
06/25/2022	4.8 MATH	\$1.01	\$1.02	None	-\$0.00
06/25/2022	0.2 MATH	\$0.04	\$0.04	None	-\$0.00
06/25/2022	0.2 MATH	\$0.04	\$0.04	None	-\$0.00
06/25/2022	9.8 MATH	\$2.07	\$2.08	None	-\$0.01
06/25/2022	9.8 MATH	\$2.07	\$2.08	None	-\$0.01
06/25/2022	151.7 MATH	\$32.04	\$32.18	None	-\$0.14
06/25/2022	0.2 MATH	\$0.04	\$0.04	None	-\$0.00
06/25/2022	0.2 MATH	\$0.04	\$0.04	None	-\$0.00
06/25/2022	41.4 MATH	\$8.74	\$8.77	None	-\$0.02
06/25/2022	4.8 MATH	\$1.01	\$1.02	None	-\$0.00
06/25/2022	0.2 MATH	\$0.04	\$0.04	None	-\$0.00
06/25/2022	10 MATH	\$2.11	\$2.12	None	-\$0.01
06/25/2022	9.8 MATH	\$2.07	\$2.08	None	-\$0.01

Date Sold	Event	Amount	Proceeds	Cost Basis	Long Term	Short Term	Total Gains/Losses
06/25/2022	 Sold MATH	508.6	\$110.71	\$110.08	None	\$0.63	\$0.63


Date Acquired (Tax Lots)

06/25/2022	508.6 MATH	\$110.71	\$110.08	None	\$0.63
------------	------------	----------	----------	------	--------

Date Sold	Event	Amount	Proceeds	Cost Basis	Long Term	Short Term	Total Gains/Losses
06/25/2022	 Sold MATH	4463.5	\$960.00	\$965.22	None	-\$5.23	-\$5.23


Date Acquired (Tax Lots)

06/25/2022	4.6 MATH	\$0.99	\$0.99	None	-\$0.01
06/25/2022	3951 MATH	\$849.77	\$854.30	None	-\$4.53
06/25/2022	507.9 MATH	\$109.24	\$109.93	None	-\$0.69

Date Sold	Event	Amount	Proceeds	Cost Basis	Long Term	Short Term	Total Gains/Losses
06/25/2022	 Sold MATH	166.1	\$35.72	\$35.91	None	-\$0.19	-\$0.19


Date Acquired (Tax Lots)

06/25/2022	166.1 MATH	\$35.72	\$35.91	None	-\$0.19
------------	------------	---------	---------	------	---------

Date Sold	Event	Amount	Proceeds	Cost Basis	Long Term	Short Term	Total Gains/Losses
06/25/2022	 Sold MATH	215.8	\$46.41	\$46.59	None	-\$0.18	-\$0.18


Date Acquired (Tax Lots)

06/25/2022	5 MATH	\$1.08	\$1.08	None	-\$0.00
06/25/2022	5 MATH	\$1.08	\$1.08	None	\$0.00
06/25/2022	5 MATH	\$1.08	\$1.07	None	\$0.00
06/25/2022	5 MATH	\$1.08	\$1.07	None	\$0.01
06/25/2022	5 MATH	\$1.08	\$1.08	None	-\$0.00
06/25/2022	5 MATH	\$1.08	\$1.08	None	-\$0.00
06/25/2022	2.5 MATH	\$0.54	\$0.54	None	\$0.00
06/25/2022	2.5 MATH	\$0.54	\$0.54	None	\$0.00
06/25/2022	5 MATH	\$1.08	\$1.08	None	-\$0.00
06/25/2022	165.8 MATH	\$35.66	\$35.85	None	-\$0.19
06/25/2022	5 MATH	\$1.08	\$1.08	None	-\$0.00
06/25/2022	5 MATH	\$1.08	\$1.08	None	-\$0.00

Date Sold	Event	Amount	Proceeds	Cost Basis	Long Term	Short Term	Total Gains/Losses
06/25/2022	 Sold MATH	2486.6	\$542.51	\$545.63	None	-\$3.12	-\$3.12


Date Acquired (Tax Lots)

06/25/2022	2486.6 MATH	\$542.51	\$545.63	None	-\$3.12
------------	-------------	----------	----------	------	---------

Date Sold	Event	Amount	Proceeds	Cost Basis	Long Term	Short Term	Total Gains/Losses
06/25/2022	 Sold MATH	1942.2	\$422.96	\$426.17	None	-\$3.22	-\$3.22


Date Acquired (Tax Lots)

06/25/2022	1942.2 MATH	\$422.96	\$426.17	None	-\$3.22
------------	-------------	----------	----------	------	---------

Date Sold	Event	Amount	Proceeds	Cost Basis	Long Term	Short Term	Total Gains/Losses
06/25/2022	 Sold MATH	824.1	\$179.47	\$180.82	None	-\$1.35	-\$1.35


Date Acquired (Tax Lots)

06/25/2022	5 MATH	\$1.09	\$1.09	None	-\$0.00
06/25/2022	10 MATH	\$2.18	\$2.19	None	-\$0.01
06/25/2022	5 MATH	\$1.09	\$1.09	None	-\$0.00
06/25/2022	804.1 MATH	\$175.11	\$176.44	None	-\$1.33

Date Sold	Event	Amount	Proceeds	Cost Basis	Long Term	Short Term	Total Gains/Losses
06/25/2022	 Sold BTRST	348.87	\$642.70	\$656.51	None	-\$13.81	-\$13.81


Date Acquired (Tax Lots)

06/25/2022	9.4 BTRST	\$17.32	\$17.69	None	-\$0.37
06/25/2022	7.91 BTRST	\$14.57	\$14.89	None	-\$0.31
06/25/2022	9.4 BTRST	\$17.32	\$17.69	None	-\$0.37
06/25/2022	232.19 BTRST	\$427.75	\$436.94	None	-\$9.19
06/25/2022	89.97 BTRST	\$165.75	\$169.31	None	-\$3.56

Date Sold	Event	Amount	Proceeds	Cost Basis	Long Term	Short Term	Total Gains/Losses
06/25/2022	 Sold BTRST	9.4	\$17.32	\$17.69	None	-\$0.37	-\$0.37


Date Acquired (Tax Lots)

06/25/2022	9.4 BTRST	\$17.32	\$17.69	None	-\$0.37
------------	-----------	---------	---------	------	---------

Date Sold	Event	Amount	Proceeds	Cost Basis	Long Term	Short Term	Total Gains/Losses
06/25/2022	 Sold BTRST	9.4	\$17.32	\$17.69	None	-\$0.37	-\$0.37


Date Acquired (Tax Lots)

06/25/2022	9.4 BTRST	\$17.32	\$17.69	None	-\$0.37
------------	-----------	---------	---------	------	---------

Date Sold	Event	Amount	Proceeds	Cost Basis	Long Term	Short Term	Total Gains/Losses
06/25/2022	 Sold BTRST	9.4	\$17.32	\$17.69	None	-\$0.37	-\$0.37

Date Acquired (Tax Lots)

06/25/2022	9.4 BTRST	\$17.32	\$17.69	None	-\$0.37
------------	-----------	---------	---------	------	---------

Date Sold	Event	Amount	Proceeds	Cost Basis	Long Term	Short Term	Total Gains/Losses
06/25/2022	 Sold BTRST	9.4	\$17.32	\$17.69	None	-\$0.37	-\$0.37

Date Acquired (Tax Lots)

06/25/2022	9.4 BTRST	\$17.32	\$17.69	None	-\$0.37
------------	-----------	---------	---------	------	---------

Date Sold	Event	Amount	Proceeds	Cost Basis	Long Term	Short Term	Total Gains/Losses
06/25/2022	 Sold BTRST	221.95	\$408.88	\$417.67	None	-\$8.79	-\$8.79
Date Acquired (Tax Lots)							
06/25/2022		72.84 BTRST	\$134.19	\$137.07	None	-\$2.88	
06/25/2022		149.11 BTRST	\$274.70	\$280.60	None	-\$5.90	
Date Sold	Event	Amount	Proceeds	Cost Basis	Long Term	Short Term	Total Gains/Losses
06/25/2022	 Sold MATH	1569.2	\$303.97	\$298.28	None	\$5.69	\$5.69
Date Acquired (Tax Lots)							
06/25/2022		1499.6 MATH	\$290.49	\$285.05	None	\$5.44	
06/25/2022		69.6 MATH	\$13.48	\$13.23	None	\$0.25	
Date Sold	Event	Amount	Proceeds	Cost Basis	Long Term	Short Term	Total Gains/Losses
06/25/2022	 Sold MATH	4334.7	\$839.67	\$823.31	None	\$16.36	\$16.36
Date Acquired (Tax Lots)							
06/25/2022		302 MATH	\$58.50	\$57.31	None	\$1.19	
06/25/2022		531.6 MATH	\$102.98	\$101.05	None	\$1.93	
06/25/2022		380.1 MATH	\$73.63	\$72.25	None	\$1.38	
06/25/2022		8.9 MATH	\$1.72	\$1.69	None	\$0.03	
06/25/2022		1608.2 MATH	\$311.52	\$305.21	None	\$6.31	
06/25/2022		237 MATH	\$45.91	\$44.98	None	\$0.93	
06/25/2022		1266.9 MATH	\$245.41	\$240.82	None	\$4.59	