

Gain / Loss report


Mohamed Hanif Ansari | 6701e7f0-b38d-5081-b062-c2daaf647ace | mhmdhanifansari@gmail.com

About report

This report includes all taxable activity on Coinbase with realized gains or losses. For US customers, Sells and Converts are taxable events that realize gains. This report does not include taxable events like Staking or Coinbase Earn that result in income. Note that this report is provided for informational purposes only, and you are responsible for confirming the accuracy and completeness of the information set forth in the report. For final tax obligations, please consult your tax advisor.

Summary

Cost Basis Method: **HIFO**

Data source	Long-term	Short-term	Total gains/losses
Coinbase	None	-\$27.65	-\$27.65
 Not Available	None	-\$7.56	-\$7.56
Total	None	-\$35.21	-\$35.21

Report legend

Short-term

The tax you pay on capital gains or losses depends on how long you hold the asset. If you hold an asset for 1 year or less, you pay the short term capital gains tax rate.

Long-term


The tax you pay on capital gains or losses depends on how long you hold the asset. If you hold an asset for 1 year and 1 day, or longer, you pay the long term capital gains tax rate.

Proceeds

The amount of money you received when you sold your cryptocurrency. If you received USD in exchange for your cryptocurrency then the cash you received is your proceeds. If you exchanged one cryptocurrency for another it will be the dollar value of the crypto you received.

Some data not available

Why?

When you transfer crypto to Coinbase and you acquired it elsewhere, Coinbase does not have a record of the asset's original cost basis and/or date acquired. For these transactions, we indicate that these data points are not available with .


How to treat these transactions

We estimate your gains/losses for these transactions by assuming \$0 cost basis and treating your date received as date acquired. Before filing your taxes, work with your tax professional or follow our guide to prepare these data points to accurately report your gains or losses.

Section 1


Data source: Coinbase

These are taxable transactions incurring realized gains or losses where Coinbase all relevant data points.

Date Sold	Event	Amount	Proceeds	Cost Basis	Long Term	Short Term	Total Gains/Losses
01/07/2022	 Sold BTC	0.00049532	\$19.13	\$29.99	None	-\$10.86	-\$10.86


Date Acquired (Tax Lots)

11/29/2021	0.00008766 BTC	\$3.39	\$4.99	None	-\$1.60
11/28/2021	0.00040766 BTC	\$15.74	\$25.00	None	-\$9.26

Date Sold	Event	Amount	Proceeds	Cost Basis	Long Term	Short Term	Total Gains/Losses
01/07/2022	 Sold ETH	0.0057025	\$16.56	\$25.76	None	-\$9.20	-\$9.20


Date Acquired (Tax Lots)

11/28/2021	0.0057025 ETH	\$16.56	\$25.76	None	-\$9.20
------------	---------------	---------	---------	------	---------

Date Sold	Event	Amount	Proceeds	Cost Basis	Long Term	Short Term	Total Gains/Losses
01/07/2022	 Sold DOGE	54.66601136	\$7.43	\$11.00	None	-\$3.57	-\$3.57


Date Acquired (Tax Lots)

12/15/2021	54.66601136 DOGE	\$7.43	\$11.00	None	-\$3.57
------------	------------------	--------	---------	------	---------

Date Sold	Event	Amount	Proceeds	Cost Basis	Long Term	Short Term	Total Gains/Losses
04/10/2022	 Converted from AMP	40.27386226	\$1.00	\$0.99	None	\$0.01	\$0.01


Date Acquired (Tax Lots)

04/10/2022	40.27386226 AMP	\$1.00	\$0.99	None	\$0.01
------------	-----------------	--------	--------	------	--------

Date Sold	Event	Amount	Proceeds	Cost Basis	Long Term	Short Term	Total Gains/Losses
04/10/2022	 Converted from AMP	80.49099588	\$2.00	\$1.98	None	\$0.02	\$0.02


Date Acquired (Tax Lots)

04/10/2022	40.2495471878470825 AMP	\$1.00	\$0.99	None	\$0.01
04/10/2022	40.2414486921529175 AMP	\$1.00	\$0.99	None	\$0.01

Date Sold	Event	Amount	Proceeds	Cost Basis	Long Term	Short Term	Total Gains/Losses
04/10/2022	 Converted from GRT	10.03607124	\$4.00	\$3.96	None	\$0.04	\$0.04


Date Acquired (Tax Lots)

04/10/2022	2.506265664160401 GRT	\$1.00	\$0.99	None	\$0.01
04/10/2022	2.5103552056551342 GRT	\$1.00	\$0.99	None	\$0.01
04/10/2022	2.5097251850922324 GRT	\$1.00	\$0.99	None	\$0.01
04/10/2022	2.5097251850922324 GRT	\$1.00	\$0.99	None	\$0.01

Date Sold	Event	Amount	Proceeds	Cost Basis	Long Term	Short Term	Total Gains/Losses
04/10/2022	 Converted from MLN	0.01689331	\$1.00	\$0.99	None	\$0.01	\$0.01


Date Acquired (Tax Lots)

04/10/2022	0.01689331 MLN	\$1.00	\$0.99	None	\$0.01
------------	----------------	--------	--------	------	--------

Date Sold	Event	Amount	Proceeds	Cost Basis	Long Term	Short Term	Total Gains/Losses
04/21/2022	 Converted from ADA	12.728044	\$12.00	\$14.12	None	-\$2.12	-\$2.12

Date Acquired (Tax Lots)

04/10/2022	12.728044 ADA	\$12.00	\$14.12	None	-\$2.12
------------	---------------	---------	---------	------	---------

Date Sold	Event	Amount	Proceeds	Cost Basis	Long Term	Short Term	Total Gains/Losses
04/21/2022	 Converted from ADA	12.630699	\$11.90	\$13.88	None	-\$1.97	-\$1.97

Date Acquired (Tax Lots)


04/10/2022	9.804256 ADA	\$9.24	\$10.88	None	-\$1.64
04/10/2022	1.882231 ADA	\$1.77	\$2.00	None	-\$0.23
04/10/2022	0.944212 ADA	\$0.89	\$1.00	None	-\$0.11

Section 2

Data source: Not available

These are taxable transactions incurring realized gains or losses where the cost basis is unavailable.

⚠ For these transactions Coinbase does not have a cost basis on record. We estimate your gains/losses for these transactions by assuming \$0 cost basis and treating your date received as date acquired.

Date Sold	Event	Amount	Proceeds	Cost Basis	Long Term	Short Term	Total Gains/Losses
05/11/2022	 Sold BTC	0.00150115	\$42.55	\$50.11	None	-\$7.56	-\$7.56
Date Acquired (Tax Lots)							
	⚠ 04/11/2022	0.0003664 BTC	\$10.39	\$0.00	None	\$10.39	
	04/21/2022	0.00028081 BTC	\$7.96	\$12.00	None	-\$4.04	
	04/10/2022	0.00073971 BTC	\$20.97	\$33.11	None	-\$12.14	
	04/10/2022	0.00009159 BTC	\$2.60	\$4.00	None	-\$1.40	
	04/10/2022	0.00002264 BTC	\$0.64	\$1.00	None	-\$0.36	