

# Gain / Loss report

sreenath reddy vutukuru | 0c74507f-adcf-5545-bcd2-46ecdf0148f7 | srinath.kgp.bitcoin@gmail.com

## About report

This report includes all taxable activity on Coinbase with realized gains or losses. For US customers, Sells and Converts are taxable events that realize gains. This report does not include taxable events like Staking or Coinbase Earn that result in income. Note that this report is provided for informational purposes only, and you are responsible for confirming the accuracy and completeness of the information set forth in the report. For final tax obligations, please consult your tax advisor.

## Summary

Cost Basis Method: **HIFO**

Data source	Long-term	Short-term	Total gains/losses
Coinbase	None	-\$5,559.36	-\$5,559.36
<b>Total</b>	<b>None</b>	<b>-\$5,559.36</b>	<b>-\$5,559.36</b>

## Report legend

### Short-term

The tax you pay on capital gains or losses depends on how long you hold the asset. If you hold an asset for 1 year or less, you pay the short term capital gains tax rate.

### Long-term



The tax you pay on capital gains or losses depends on how long you hold the asset. If you hold an asset for 1 year and 1 day, or longer, you pay the long term capital gains tax rate.


### Proceeds

The amount of money you received when you sold your cryptocurrency. If you received USD in exchange for your cryptocurrency then the cash you received is your proceeds. If you exchanged one cryptocurrency for another it will be the dollar value of the crypto you received.

## Data source: Coinbase


These are taxable transactions incurring realized gains or losses where Coinbase all relevant data points.

Date Sold	Event	Amount	Proceeds	Cost Basis	Long Term	Short Term	Total Gains/Losses
01/18/2022	 Sold RLY	1416.37952968	\$454.40	\$1,000.00	None	-\$545.60	-\$545.60
Date Acquired (Tax Lots)							
	09/18/2021	1416.37952968 RLY	\$454.40	\$1,000.00	None	-\$545.60	
Date Sold	Event	Amount	Proceeds	Cost Basis	Long Term	Short Term	Total Gains/Losses
01/21/2022	 Sold SHIB	59448166.13227921	\$1,503.35	\$2,608.00	None	-\$1,104.65	-\$1,104.65
Date Acquired (Tax Lots)							
	12/02/2021	25087725.34555861 SHIB	\$634.43	\$1,108.00	None	-\$473.57	
	12/02/2021	34360440.7867206 SHIB	\$868.92	\$1,500.00	None	-\$631.08	

Date Sold	Event	Amount	Proceeds	Cost Basis	Long Term	Short Term	Total Gains/Losses
02/07/2022	 Sold GALA	4906.16388859	\$1,674.67	\$1,470.84	None	\$203.83	\$203.83


## Date Acquired (Tax Lots)

02/05/2022	4743.52833136 GALA	\$1,619.16	\$1,413.84	None	\$205.32
02/06/2022	162.63555723 GALA	\$55.51	\$57.00	None	-\$1.49

Date Sold	Event	Amount	Proceeds	Cost Basis	Long Term	Short Term	Total Gains/Losses
02/18/2022	 Sold ETH	0.74440081	\$2,026.62	\$1,900.00	None	\$126.62	\$126.62


## Date Acquired (Tax Lots)

01/23/2022	0.74440081 ETH	\$2,026.62	\$1,900.00	None	\$126.62
------------	----------------	------------	------------	------	----------

Date Sold	Event	Amount	Proceeds	Cost Basis	Long Term	Short Term	Total Gains/Losses
02/19/2022	 Sold SHIB	53526695.07741602	\$1,485.65	\$1,675.00	None	-\$189.35	-\$189.35


## Date Acquired (Tax Lots)

02/08/2022	53526695.07741602 SHIB	\$1,485.65	\$1,675.00	None	-\$189.35
------------	------------------------	------------	------------	------	-----------

Date Sold	Event	Amount	Proceeds	Cost Basis	Long Term	Short Term	Total Gains/Losses
02/19/2022	 Sold GALA	5321.67504741	\$1,519.93	\$1,586.16	None	-\$66.23	-\$66.23


## Date Acquired (Tax Lots)

02/05/2022	5321.67504741 GALA	\$1,519.93	\$1,586.16	None	-\$66.23
------------	--------------------	------------	------------	------	----------

Date Sold	Event	Amount	Proceeds	Cost Basis	Long Term	Short Term	Total Gains/Losses
02/21/2022	 Sold SHIB	72866437.04554149	\$1,763.40	\$2,000.00	None	-\$236.60	-\$236.60


## Date Acquired (Tax Lots)

02/20/2022	72866437.04554149 SHIB	\$1,763.40	\$2,000.00	None	-\$236.60
------------	------------------------	------------	------------	------	-----------

Date Sold	Event	Amount	Proceeds	Cost Basis	Long Term	Short Term	Total Gains/Losses
02/21/2022	 Sold GALA	7443.18268215	\$1,688.08	\$2,000.00	None	-\$311.92	-\$311.92


## Date Acquired (Tax Lots)

02/20/2022	7443.18268215 GALA	\$1,688.08	\$2,000.00	None	-\$311.92
------------	--------------------	------------	------------	------	-----------

Date Sold	Event	Amount	Proceeds	Cost Basis	Long Term	Short Term	Total Gains/Losses
02/23/2022	 Sold GALA	14662.87096865	\$2,962.54	\$3,500.00	None	-\$537.46	-\$537.46


Date Acquired (Tax Lots)

02/23/2022	2236.35472274 GALA	\$451.84	\$500.00	None	-\$48.16
02/23/2022	4452.39741347 GALA	\$899.58	\$1,000.00	None	-\$100.42
02/22/2022	7974.11883244 GALA	\$1,611.12	\$2,000.00	None	-\$388.88

Date Sold	Event	Amount	Proceeds	Cost Basis	Long Term	Short Term	Total Gains/Losses
03/06/2022	 Sold SHIB	38628597.95151692	\$903.78	\$946.00	None	-\$42.22	-\$42.22


Date Acquired (Tax Lots)

02/24/2022	38628597.95151692 SHIB	\$903.78	\$946.00	None	-\$42.22
------------	------------------------	----------	----------	------	----------

Date Sold	Event	Amount	Proceeds	Cost Basis	Long Term	Short Term	Total Gains/Losses
06/16/2022	 Sold GALA	18716.94490134	\$1,061.26	\$3,904.00	None	-\$2,842.74	-\$2,842.74

Date Acquired (Tax Lots)

04/12/2022	4387.61637358 GALA	\$248.78	\$904.00	None	-\$655.22
02/24/2022	14329.32852776 GALA	\$812.48	\$3,000.00	None	-\$2,187.52

Date Sold	Event	Amount	Proceeds	Cost Basis	Long Term	Short Term	Total Gains/Losses
09/11/2022	 Sold BTC	0.00933505	\$196.98	\$210.02	None	-\$13.04	-\$13.04
Date Acquired (Tax Lots)							
09/11/2022		0.00910405 BTC	\$192.11	\$200.00	None	-\$7.89	
02/07/2022		0.000231 BTC	\$4.87	\$10.02	None	-\$5.15	