

Gain / Loss report

Vasu Gollapudi | e503a197-15f9-5674-9599-1e9a3b117ce0 | vasu.gollapudi@gmail.com

About report

This report includes all taxable activity on Coinbase with realized gains or losses. For US customers, Sells and Converts are taxable events that realize gains. This report does not include taxable events like Staking or Coinbase Earn that result in income. Note that this report is provided for informational purposes only, and you are responsible for confirming the accuracy and completeness of the information set forth in the report. For final tax obligations, please consult your tax advisor.

Summary

Cost Basis Method: **HIFO**

Data source	Long-term	Short-term	Total gains/losses
Coinbase	None	\$410.61	\$410.61
Total	None	\$410.61	\$410.61

Report legend

Short-term

The tax you pay on capital gains or losses depends on how long you hold the asset. If you hold an asset for 1 year or less, you pay the short term capital gains tax rate.

Long-term



The tax you pay on capital gains or losses depends on how long you hold the asset. If you hold an asset for 1 year and 1 day, or longer, you pay the long term capital gains tax rate.




Proceeds


The amount of money you received when you sold your cryptocurrency. If you received USD in exchange for your cryptocurrency then the cash you received is your proceeds. If you exchanged one cryptocurrency for another it will be the dollar value of the crypto you received.

Data source: Coinbase

These are taxable transactions incurring realized gains or losses where Coinbase all relevant data points.


Date Sold	Event	Amount	Proceeds	Cost Basis	Long Term	Short Term	Total Gains/Losses
05/11/2022	 Converted from USDT	492.177666	\$490.46	\$500.00	None	-\$9.54	-\$9.54
Date Acquired (Tax Lots)							
	05/11/2022	492.177666 USDT	\$490.46	\$500.00	None	-\$9.54	
Date Sold	Event	Amount	Proceeds	Cost Basis	Long Term	Short Term	Total Gains/Losses
05/14/2022	 Converted from CHZ	9.27739428	\$1.00	\$3.00	None	-\$2.00	-\$2.00
Date Acquired (Tax Lots)							
	09/19/2021	3.09214595 CHZ	\$0.33	\$1.00	None	-\$0.67	
	09/19/2021	3.09310238 CHZ	\$0.33	\$1.00	None	-\$0.67	
	09/19/2021	3.09214595 CHZ	\$0.33	\$1.00	None	-\$0.67	

Date Sold	Event	Amount	Proceeds	Cost Basis	Long Term	Short Term	Total Gains/Losses
09/04/2022	 Converted from USDT	496.47298	\$496.53	\$506.42	None	-\$9.89	-\$9.89
Date Acquired (Tax Lots)							
09/03/2022		494.495 USDT	\$494.55	\$504.40	None	-\$9.85	
09/03/2022		1.97798 USDT	\$1.98	\$2.02	None	-\$0.04	
Date Sold	Event	Amount	Proceeds	Cost Basis	Long Term	Short Term	Total Gains/Losses
09/06/2022	 Converted from USDT	482.9094188	\$482.91	\$492.58	None	-\$9.68	-\$9.68
Date Acquired (Tax Lots)							
09/03/2022		480.98547 USDT	\$480.98	\$490.62	None	-\$9.64	
09/03/2022		1.92394188 USDT	\$1.92	\$1.96	None	-\$0.04	
Date Sold	Event	Amount	Proceeds	Cost Basis	Long Term	Short Term	Total Gains/Losses
09/09/2022	 Converted from VGX	21.08	\$17.47	\$10.63	None	\$6.84	\$6.84
Date Acquired (Tax Lots)							
09/04/2022		21.08 VGX	\$17.47	\$10.63	None	\$6.84	

Date Sold	Event	Amount	Proceeds	Cost Basis	Long Term	Short Term	Total Gains/Losses
09/09/2022	 Converted from VGX	967.91	\$802.03	\$488.08	None	\$313.95	\$313.95


Date Acquired (Tax Lots)

09/04/2022	967.91 VGX	\$802.03	\$488.08	None	\$313.95
------------	------------	----------	----------	------	----------

Date Sold	Event	Amount	Proceeds	Cost Basis	Long Term	Short Term	Total Gains/Losses
09/09/2022	 Converted from USDT	0.07006992	\$0.07	\$0.07	None	-\$0.00	-\$0.00


Date Acquired (Tax Lots)

09/03/2022	0.07006992 USDT	\$0.07	\$0.07	None	-\$0.00
------------	-----------------	--------	--------	------	---------

Date Sold	Event	Amount	Proceeds	Cost Basis	Long Term	Short Term	Total Gains/Losses
09/09/2022	 Converted from USDT	3.21733284	\$3.22	\$3.24	None	-\$0.02	-\$0.02


Date Acquired (Tax Lots)

09/03/2022	0.9066272 USDT	\$0.91	\$0.92	None	-\$0.02
09/09/2022	2.31070564 USDT	\$2.31	\$2.31	None	\$0.00

Date Sold	Event	Amount	Proceeds	Cost Basis	Long Term	Short Term	Total Gains/Losses
09/13/2022	 Converted from SAND	66.7	\$62.23	\$58.90	None	\$3.34	\$3.34


Date Acquired (Tax Lots)

09/09/2022	1.0852460795485376 SAND	\$1.01	\$1.00	None	\$0.01	
09/09/2022	1.0847751803438737 SAND	\$1.01	\$1.00	None	\$0.01	
09/07/2022	63.4454976643023615 SAND	\$59.20	\$55.90	None	\$3.30	
09/09/2022	1.0844810758052272 SAND	\$1.01	\$1.00	None	\$0.01	

Date Sold	Event	Amount	Proceeds	Cost Basis	Long Term	Short Term	Total Gains/Losses
09/13/2022	 Converted from USDT	0.2499916	\$0.25	\$0.25	None	\$0.00	\$0.00


Date Acquired (Tax Lots)

09/13/2022	0.2499916 USDT	\$0.25	\$0.25	None	\$0.00	
------------	----------------	--------	--------	------	--------	--

Date Sold	Event	Amount	Proceeds	Cost Basis	Long Term	Short Term	Total Gains/Losses
09/13/2022	 Converted from SAND	588.85	\$549.43	\$518.81	None	\$30.62	\$30.62


Date Acquired (Tax Lots)

09/07/2022	588.85 SAND	\$549.43	\$518.81	None	\$30.62	
------------	-------------	----------	----------	------	---------	--

Date Sold	Event	Amount	Proceeds	Cost Basis	Long Term	Short Term	Total Gains/Losses
09/13/2022	 Converted from USDT	2.2070098	\$2.21	\$2.21	None	-\$0.00	-\$0.00


Date Acquired (Tax Lots)

09/13/2022	2.2070098 USDT	\$2.21	\$2.21	None	-\$0.00
------------	----------------	--------	--------	------	---------

Date Sold	Event	Amount	Proceeds	Cost Basis	Long Term	Short Term	Total Gains/Losses
09/13/2022	 Converted from SAND	583.78	\$544.70	\$514.34	None	\$30.36	\$30.36


Date Acquired (Tax Lots)

09/07/2022	583.78 SAND	\$544.70	\$514.34	None	\$30.36
------------	-------------	----------	----------	------	---------

Date Sold	Event	Amount	Proceeds	Cost Basis	Long Term	Short Term	Total Gains/Losses
09/13/2022	 Converted from USDT	2.18800744	\$2.19	\$2.19	None	-\$0.00	-\$0.00


Date Acquired (Tax Lots)

09/13/2022	2.18800744 USDT	\$2.19	\$2.19	None	-\$0.00
------------	-----------------	--------	--------	------	---------

Date Sold	Event	Amount	Proceeds	Cost Basis	Long Term	Short Term	Total Gains/Losses
09/13/2022	 Converted from SAND	562.5	\$524.84	\$495.59	None	\$29.25	\$29.25


Date Acquired (Tax Lots)

09/07/2022	562.5 SAND	\$524.84	\$495.59	None	\$29.25
------------	------------	----------	----------	------	---------

Date Sold	Event	Amount	Proceeds	Cost Basis	Long Term	Short Term	Total Gains/Losses
09/13/2022	 Converted from USDT	2.10825	\$2.11	\$2.11	None	-\$0.00	-\$0.00


Date Acquired (Tax Lots)

09/13/2022	2.10825 USDT	\$2.11	\$2.11	None	-\$0.00
------------	--------------	--------	--------	------	---------

Date Sold	Event	Amount	Proceeds	Cost Basis	Long Term	Short Term	Total Gains/Losses
09/13/2022	 Converted from SAND	66.7	\$62.23	\$58.77	None	\$3.47	\$3.47


Date Acquired (Tax Lots)

09/07/2022	66.7 SAND	\$62.23	\$58.77	None	\$3.47
------------	-----------	---------	---------	------	--------

Date Sold	Event	Amount	Proceeds	Cost Basis	Long Term	Short Term	Total Gains/Losses
09/13/2022	 Converted from USDT	0.2499916	\$0.25	\$0.25	None	-\$0.00	-\$0.00


Date Acquired (Tax Lots)

09/13/2022	0.2499916 USDT	\$0.25	\$0.25	None	-\$0.00
------------	----------------	--------	--------	------	---------

Date Sold	Event	Amount	Proceeds	Cost Basis	Long Term	Short Term	Total Gains/Losses
09/13/2022	 Converted from SAND	404.74	\$377.64	\$356.60	None	\$21.05	\$21.05


Date Acquired (Tax Lots)

09/07/2022	404.74 SAND	\$377.64	\$356.60	None	\$21.05
------------	-------------	----------	----------	------	---------

Date Sold	Event	Amount	Proceeds	Cost Basis	Long Term	Short Term	Total Gains/Losses
09/13/2022	 Converted from USDT	1.51696552	\$1.52	\$1.52	None	-\$0.00	-\$0.00


Date Acquired (Tax Lots)

09/13/2022	1.51696552 USDT	\$1.52	\$1.52	None	-\$0.00
------------	-----------------	--------	--------	------	---------

Date Sold	Event	Amount	Proceeds	Cost Basis	Long Term	Short Term	Total Gains/Losses
09/13/2022	 Converted from SOL	2.586	\$94.99	\$80.14	None	\$14.85	\$14.85




Date Acquired (Tax Lots)




09/11/2022	0.00527157 SOL	\$0.19	\$0.18	None	\$0.01
09/06/2022	2.58072843 SOL	\$94.80	\$79.96	None	\$14.84


Date Sold	Event	Amount	Proceeds	Cost Basis	Long Term	Short Term	Total Gains/Losses
09/13/2022	 Converted from SOL	13	\$477.53	\$402.78	None	\$74.75	\$74.75

Date Acquired (Tax Lots)

09/06/2022	13 SOL	\$477.53	\$402.78	None	\$74.75
------------	--------	----------	----------	------	---------


Date Sold	Event	Amount	Proceeds	Cost Basis	Long Term	Short Term	Total Gains/Losses
09/13/2022	 Converted from USDT	0.57316104	\$0.57	\$0.57	None	-\$0.00	-\$0.00
Date Acquired (Tax Lots)							
09/13/2022		0.57316104 USDT	\$0.57	\$0.57	None	-\$0.00	
Date Sold	Event	Amount	Proceeds	Cost Basis	Long Term	Short Term	Total Gains/Losses
09/13/2022	 Converted from USDT	2.88132	\$2.88	\$2.88	None	-\$0.00	-\$0.00
Date Acquired (Tax Lots)							
09/13/2022		2.88132 USDT	\$2.88	\$2.88	None	-\$0.00	
Date Sold	Event	Amount	Proceeds	Cost Basis	Long Term	Short Term	Total Gains/Losses
09/15/2022	 Converted from USDT	297.87685	\$297.88	\$297.96	None	-\$0.08	-\$0.08
Date Acquired (Tax Lots)							
09/13/2022		196.611287 USDT	\$196.61	\$196.66	None	-\$0.05	
09/13/2022		101.265563 USDT	\$101.27	\$101.29	None	-\$0.03	

Date Sold	Event	Amount	Proceeds	Cost Basis	Long Term	Short Term	Total Gains/losses
09/15/2022	 Converted from USDT	332.25589	\$332.26	\$332.34	None	-\$0.09	-\$0.09
Date Acquired (Tax Lots)							
09/13/2022		332.25589 USDT	\$332.26	\$332.34	None	-\$0.09	
Date Sold	Event	Amount	Proceeds	Cost Basis	Long Term	Short Term	Total Gains/losses
09/15/2022	 Converted from USDT	1.7872611	\$1.79	\$1.79	None	-\$0.00	-\$0.00
Date Acquired (Tax Lots)							
09/13/2022		1.7872611 USDT	\$1.79	\$1.79	None	-\$0.00	
Date Sold	Event	Amount	Proceeds	Cost Basis	Long Term	Short Term	Total Gains/losses
09/15/2022	 Converted from USDT	118.48796	\$118.49	\$118.52	None	-\$0.03	-\$0.03
Date Acquired (Tax Lots)							
09/13/2022		16.3474219 USDT	\$16.35	\$16.35	None	-\$0.00	
09/13/2022		102.1405381 USDT	\$102.14	\$102.17	None	-\$0.03	

Date Sold	Event	Amount	Proceeds	Cost Basis	Long Term	Short Term	Total Gains/losses
09/15/2022	 Converted from USDT	1.99353534	\$1.99	\$1.99	None	-\$0.00	-\$0.00


Date Acquired (Tax Lots)

09/13/2022	1.99353534 USDT	\$1.99	\$1.99	None	-\$0.00
------------	-----------------	--------	--------	------	---------

Date Sold	Event	Amount	Proceeds	Cost Basis	Long Term	Short Term	Total Gains/losses
09/15/2022	 Converted from USDT	0.71092776	\$0.71	\$0.71	None	-\$0.00	-\$0.00


Date Acquired (Tax Lots)

09/13/2022	0.71092776 USDT	\$0.71	\$0.71	None	-\$0.00
------------	-----------------	--------	--------	------	---------

Date Sold	Event	Amount	Proceeds	Cost Basis	Long Term	Short Term	Total Gains/losses
09/15/2022	 Converted from USDT	49.97575	\$49.98	\$49.99	None	-\$0.01	-\$0.01


Date Acquired (Tax Lots)

09/13/2022	49.97575 USDT	\$49.98	\$49.99	None	-\$0.01
------------	---------------	---------	---------	------	---------

Date Sold	Event	Amount	Proceeds	Cost Basis	Long Term	Short Term	Total Gains/Losses
09/15/2022	 Converted from USDT	832.15236	\$832.16	\$832.37	None	-\$0.22	-\$0.22


Date Acquired (Tax Lots)

09/13/2022	62.4979 USDT	\$62.50	\$62.51	None	-\$0.02
09/13/2022	18.1713312 USDT	\$18.17	\$18.18	None	-\$0.00
09/13/2022	379.24138 USDT	\$379.24	\$379.34	None	-\$0.10
09/13/2022	372.2417488 USDT	\$372.24	\$372.34	None	-\$0.10

Date Sold	Event	Amount	Proceeds	Cost Basis	Long Term	Short Term	Total Gains/Losses
09/15/2022	 Converted from USDT	0.2998545	\$0.30	\$0.30	None	-\$0.00	-\$0.00


Date Acquired (Tax Lots)

09/13/2022	0.2998545 USDT	\$0.30	\$0.30	None	-\$0.00
------------	----------------	--------	--------	------	---------

Date Sold	Event	Amount	Proceeds	Cost Basis	Long Term	Short Term	Total Gains/Losses
09/15/2022	 Converted from USDT	875.76756	\$875.77	\$875.98	None	-\$0.21	-\$0.21


Date Acquired (Tax Lots)

09/09/2022	303.28513134 USDT	\$303.29	\$303.34	None	-\$0.06
09/13/2022	480.22 USDT	\$480.22	\$480.35	None	-\$0.12
09/09/2022	15.20677436 USDT	\$15.21	\$15.21	None	-\$0.00
09/13/2022	77.0556543 USDT	\$77.06	\$77.08	None	-\$0.02

Date Sold	Event	Amount	Proceeds	Cost Basis	Long Term	Short Term	Total Gains/Losses
09/15/2022	 Converted from USDT	4.99291416	\$4.99	\$4.99	None	-\$0.00	-\$0.00


Date Acquired (Tax Lots)

09/09/2022	4.99291416 USDT	\$4.99	\$4.99	None	-\$0.00
------------	-----------------	--------	--------	------	---------

Date Sold	Event	Amount	Proceeds	Cost Basis	Long Term	Short Term	Total Gains/Losses
09/15/2022	 Converted from USDT	36.346	\$36.35	\$36.35	None	-\$0.01	-\$0.01


Date Acquired (Tax Lots)

09/09/2022	36.346 USDT	\$36.35	\$36.35	None	-\$0.01
------------	-------------	---------	---------	------	---------

Date Sold	Event	Amount	Proceeds	Cost Basis	Long Term	Short Term	Total Gains/Losses
09/15/2022	 Converted from USDT	5.25460536	\$5.25	\$5.26	None	-\$0.00	-\$0.00


Date Acquired (Tax Lots)

09/09/2022	5.25460536 USDT	\$5.25	\$5.26	None	-\$0.00
------------	-----------------	--------	--------	------	---------

Date Sold	Event	Amount	Proceeds	Cost Basis	Long Term	Short Term	Total Gains/Losses
09/15/2022	 Converted from USDT	1.19728	\$1.20	\$1.20	None	-\$0.00	-\$0.00


Date Acquired (Tax Lots)

09/09/2022	1.19728 USDT	\$1.20	\$1.20	None	-\$0.00
------------	--------------	--------	--------	------	---------

Date Sold	Event	Amount	Proceeds	Cost Basis	Long Term	Short Term	Total Gains/Losses
09/15/2022	 Converted from USDT	0.218076	\$0.22	\$0.22	None	-\$0.00	-\$0.00


Date Acquired (Tax Lots)

09/09/2022	0.218076 USDT	\$0.22	\$0.22	None	-\$0.00
------------	---------------	--------	--------	------	---------

Date Sold	Event	Amount	Proceeds	Cost Basis	Long Term	Short Term	Total Gains/Losses
09/15/2022	 Converted from USDT	0.00718368	\$0.01	\$0.01	None	-\$0.00	-\$0.00


Date Acquired (Tax Lots)

09/09/2022	0.00718368 USDT	\$0.01	\$0.01	None	-\$0.00
------------	-----------------	--------	--------	------	---------

Date Sold	Event	Amount	Proceeds	Cost Basis	Long Term	Short Term	Total Gains/Losses
09/15/2022	 Converted from USDT	450.32694	\$450.33	\$450.41	None	-\$0.09	-\$0.09




Date Acquired (Tax Lots)




09/09/2022	450.32694 USDT	\$450.33	\$450.41	None	-\$0.09
------------	----------------	----------	----------	------	---------


Date Sold	Event	Amount	Proceeds	Cost Basis	Long Term	Short Term	Total Gains/Losses
09/15/2022	 Converted from USDT	0.003072027833002	\$0.00	\$0.00	None	-\$0.00	-\$0.00

Date Acquired (Tax Lots)

09/09/2022	0.003072027833002 USDT	\$0.00	\$0.00	None	-\$0.00
------------	------------------------	--------	--------	------	---------


Date Sold	Event	Amount	Proceeds	Cost Basis	Long Term	Short Term	Total Gains/losses
09/15/2022	 Converted from USDT	2.70196164	\$2.70	\$2.70	None	-\$0.00	-\$0.00
Date Acquired (Tax Lots)							
09/09/2022		2.70196164 USDT	\$2.70	\$2.70	None	-\$0.00	
Date Sold	Event	Amount	Proceeds	Cost Basis	Long Term	Short Term	Total Gains/losses
09/15/2022	 Converted from USDT	0.000018432166998	\$0.00	\$0.00	None	-\$0.00	-\$0.00
Date Acquired (Tax Lots)							
09/09/2022		0.000018432166998 USDT	\$0.00	\$0.00	None	-\$0.00	
Date Sold	Event	Amount	Proceeds	Cost Basis	Long Term	Short Term	Total Gains/losses
09/16/2022	 Converted from CRO	5633.9	\$587.73	\$605.03	None	-\$17.30	-\$17.30
Date Acquired (Tax Lots)							
09/15/2022		2786.5 CRO	\$290.69	\$299.24	None	-\$8.56	
09/15/2022		2847.4 CRO	\$297.04	\$305.78	None	-\$8.74	

Date Sold	Event	Amount	Proceeds	Cost Basis	Long Term	Short Term	Total Gains/Losses
09/16/2022	 Converted from CRO	566.8	\$59.13	\$60.87	None	-\$1.74	-\$1.74
Date Acquired (Tax Lots)							
09/15/2022		306.1 CRO	\$31.93	\$32.87	None	-\$0.94	
09/15/2022		260.7 CRO	\$27.20	\$28.00	None	-\$0.80	
Date Sold	Event	Amount	Proceeds	Cost Basis	Long Term	Short Term	Total Gains/Losses
09/16/2022	 Converted from CRO	2274.7	\$237.30	\$244.28	None	-\$6.98	-\$6.98
Date Acquired (Tax Lots)							
09/15/2022		802.3 CRO	\$83.70	\$86.16	None	-\$2.46	
09/15/2022		467.5 CRO	\$48.77	\$50.21	None	-\$1.44	
09/15/2022		1004.9 CRO	\$104.83	\$107.92	None	-\$3.09	
Date Sold	Event	Amount	Proceeds	Cost Basis	Long Term	Short Term	Total Gains/Losses
09/16/2022	 Converted from USDT	3.54259632	\$3.54	\$3.54	None	-\$0.00	-\$0.00
Date Acquired (Tax Lots)							
09/16/2022		3.54256896 USDT	\$3.54	\$3.54	None	\$0.00	
09/09/2022		0.00002736 USDT	\$0.00	\$0.00	None	-\$0.00	

Date Sold	Event	Amount	Proceeds	Cost Basis	Long Term	Short Term	Total Gains/losses
09/16/2022	 Converted from CRO	1133.5	\$118.25	\$121.73	None	-\$3.48	-\$3.48


Date Acquired (Tax Lots)

09/15/2022	1133.5 CRO	\$118.25	\$121.73	None	-\$3.48
------------	------------	----------	----------	------	---------

Date Sold	Event	Amount	Proceeds	Cost Basis	Long Term	Short Term	Total Gains/losses
09/16/2022	 Converted from CRO	2969.8	\$309.81	\$318.93	None	-\$9.12	-\$9.12


Date Acquired (Tax Lots)

09/15/2022	2969.8 CRO	\$309.81	\$318.93	None	-\$9.12
------------	------------	----------	----------	------	---------

Date Sold	Event	Amount	Proceeds	Cost Basis	Long Term	Short Term	Total Gains/losses
09/16/2022	 Converted from USDT	0.35640384	\$0.36	\$0.36	None	\$0.00	\$0.00


Date Acquired (Tax Lots)

09/16/2022	0.35640384 USDT	\$0.36	\$0.36	None	\$0.00
------------	-----------------	--------	--------	------	--------

Date Sold	Event	Amount	Proceeds	Cost Basis	Long Term	Short Term	Total Gains/Losses
09/16/2022	 Converted from CRO	10661.3	\$1,112.19	\$1,144.92	None	-\$32.73	-\$32.73


Date Acquired (Tax Lots)

09/15/2022		2676.2 CRO	\$279.18	\$287.40	None	-\$8.22	
09/15/2022		7985.1 CRO	\$833.01	\$857.52	None	-\$24.52	

Date Sold	Event	Amount	Proceeds	Cost Basis	Long Term	Short Term	Total Gains/Losses
09/16/2022	 Converted from CRO	4771.1	\$497.72	\$512.37	None	-\$14.65	-\$14.65


Date Acquired (Tax Lots)

09/15/2022		11.2 CRO	\$1.17	\$1.20	None	-\$0.03	
09/15/2022		207.3 CRO	\$21.63	\$22.26	None	-\$0.64	
09/15/2022		4212.6 CRO	\$439.46	\$452.39	None	-\$12.93	
09/15/2022		340 CRO	\$35.47	\$36.51	None	-\$1.04	

Date Sold	Event	Amount	Proceeds	Cost Basis	Long Term	Short Term	Total Gains/Losses
09/16/2022	 Converted from USDT	1.43033136	\$1.43	\$1.43	None	\$0.00	\$0.00


Date Acquired (Tax Lots)

09/16/2022		1.43033136 USDT	\$1.43	\$1.43	None	\$0.00	
------------	--	-----------------	--------	--------	------	--------	--

Date Sold	Event	Amount	Proceeds	Cost Basis	Long Term	Short Term	Total Gains/Losses
09/16/2022	 Converted from USDT	1.86741024	\$1.87	\$1.87	None	\$0.00	\$0.00


Date Acquired (Tax Lots)

09/16/2022	1.86741024 USDT	\$1.87	\$1.87	None	\$0.00
------------	-----------------	--------	--------	------	--------

Date Sold	Event	Amount	Proceeds	Cost Basis	Long Term	Short Term	Total Gains/Losses
09/16/2022	 Converted from USDT	0.7127448	\$0.71	\$0.71	None	\$0.00	\$0.00


Date Acquired (Tax Lots)

09/16/2022	0.7127448 USDT	\$0.71	\$0.71	None	\$0.00
------------	----------------	--------	--------	------	--------

Date Sold	Event	Amount	Proceeds	Cost Basis	Long Term	Short Term	Total Gains/Losses
09/16/2022	 Converted from USDT	6.70382544	\$6.70	\$6.70	None	\$0.00	\$0.00

Date Acquired (Tax Lots)

09/16/2022	6.70382544 USDT	\$6.70	\$6.70	None	\$0.00
------------	-----------------	--------	--------	------	--------

Date Sold	Event	Amount	Proceeds	Cost Basis	Long Term	Short Term	Total Gains/Losses
09/16/2022	 Converted from USDT	3.00006768	\$3.00	\$3.00	None	\$0.00	\$0.00

Date Acquired (Tax Lots)

09/16/2022	3.00006768 USDT	\$3.00	\$3.00	None	\$0.00
------------	-----------------	--------	--------	------	--------