

Gain / Loss report

bhargava ram chekuri | 050c3931-04a0-52f4-a959-53afb59c5db1 | chekuribhargav@gmail.com

About report

This report includes all taxable activity on Coinbase with realized gains or losses. For US customers, Sells and Converts are taxable events that realize gains. This report does not include taxable events like Staking or Coinbase Earn that result in income. Note that this report is provided for informational purposes only, and you are responsible for confirming the accuracy and completeness of the information set forth in the report. For final tax obligations, please consult your tax advisor.

Summary

Cost Basis Method: **HIFO**

Data source	Long-term	Short-term	Total gains/losses
Coinbase	None	\$0.07	\$0.07
Total	None	\$0.07	\$0.07

Report legend

Short-term

The tax you pay on capital gains or losses depends on how long you hold the asset. If you hold an asset for 1 year or less, you pay the short term capital gains tax rate.

Long-term


The tax you pay on capital gains or losses depends on how long you hold the asset. If you hold an asset for 1 year and 1 day, or longer, you pay the long term capital gains tax rate.

Proceeds

The amount of money you received when you sold your cryptocurrency. If you received USD in exchange for your cryptocurrency then the cash you received is your proceeds. If you exchanged one cryptocurrency for another it will be the dollar value of the crypto you received.


Data source: Coinbase

These are taxable transactions incurring realized gains or losses where Coinbase all relevant data points.

Date Sold	Event	Amount	Proceeds	Cost Basis	Long Term	Short Term	Total Gains/Losses
01/11/2022	 Converted from XLM	38.4745024	\$9.99	\$10.00	None	-\$0.01	-\$0.01


Date Acquired (Tax Lots)

01/11/2022	7.6952674 XLM	\$2.00	\$2.00	None	-\$0.00
01/11/2022	7.6952674 XLM	\$2.00	\$2.00	None	-\$0.00
01/11/2022	7.6957412 XLM	\$2.00	\$2.00	None	-\$0.00
01/11/2022	7.6957412 XLM	\$2.00	\$2.00	None	-\$0.00
01/11/2022	7.6924852 XLM	\$2.00	\$2.00	None	-\$0.00

Date Sold	Event	Amount	Proceeds	Cost Basis	Long Term	Short Term	Total Gains/Losses
01/11/2022	 Converted from AMP	71.93382088	\$3.00	\$2.97	None	\$0.03	\$0.03


Date Acquired (Tax Lots)

01/11/2022	23.9779402949286656 AMP	\$1.00	\$0.99	None	\$0.01
01/11/2022	23.9779402949286656 AMP	\$1.00	\$0.99	None	\$0.01
01/11/2022	23.9779402901426688 AMP	\$1.00	\$0.99	None	\$0.01

Date Sold	Event	Amount	Proceeds	Cost Basis	Long Term	Short Term	Total Gains/Losses
01/11/2022	 Converted from FET	6.44629876	\$2.99	\$2.99	None	\$0.00	\$0.00

Date Acquired (Tax Lots)

01/11/2022	2.1489201676157731 FET	\$1.00	\$1.00	None	-\$0.00
01/11/2022	2.1486892995272884 FET	\$1.00	\$1.00	None	-\$0.00
01/11/2022	2.1486892928569385 FET	\$1.00	\$0.99	None	\$0.01

Date Sold	Event	Amount	Proceeds	Cost Basis	Long Term	Short Term	Total Gains/Losses
01/16/2022	 Converted from GRT	1.76397953	\$1.04	\$0.99	None	\$0.05	\$0.05

Date Acquired (Tax Lots)

01/11/2022	1.76397953 GRT	\$1.04	\$0.99	None	\$0.05
------------	----------------	--------	--------	------	--------